

Construction Scheme


Suite: 412, Level: 4 - Style Ten (T)

STANDARD SUITE FINISHES (SEE UPGRADE SUMMARY FOR EXTRAS)

CERAMICS

		UPGRADE
Floor Tile (Main Bath)	NEO (Concrete. Col: Light Taupe. Matte Finish. 12" x 24")	
Wall Field Tile (Main Bath)	NEO (Colours & Dimensions. Arctic White. Matte Finish. 4" x 16")	
Accent Tile (Main Bath)	NEO (Colours & Dimensions. Sand Beige. Sand Beige. 4" x 16")	
Floor Tile (Ensuite Bath)	NEO (Concrete. Col: Light Taupe. Matte Finish. 12" x 24")	
Wall Field Tile (Ensuite Bath)	NEO (Colours & Dimensions. Arctic White. Matte Finish. 8" x 20")	
Accent Tile (Ensuite Bath)	NEO (Beige/White Marble Mosaic Tile, GM.BGE/WHT. 0.4X1.2BL 1/2"x 1-1/4")	

CABINETRY

		UPGRADE
Cabinet Upgrade - SOHO WHITE (Kitchen Only)		
Cabinets (Kitchen)	Cabinet UPGRADE #1 (SOHO WHITE)	
Vanity Cabinet (Main Bath)	NEO (Como. Nero. Flat Panel)	
Vanity Cabinet (Ensuite Bath)	NEO (Como. Nero. Flat Panel)	








COUNTERTOPS AND BACKSPLASH

		UPGRADE
Backsplash (Kitchen)	NEO (Cristallo Glass Mosaic. Ivory. 1"x2")	
Kitchen Countertop (Kitchen)	NEO (Beige Marfil. Quartz)	
Countertop (Main Bath)	NEO (Boticino Fiorito. Marble. Polished Finish)	
Countertop (Ensuite Bath)	NEO (Boticino Fiorito. Marble. Polished Finish)	

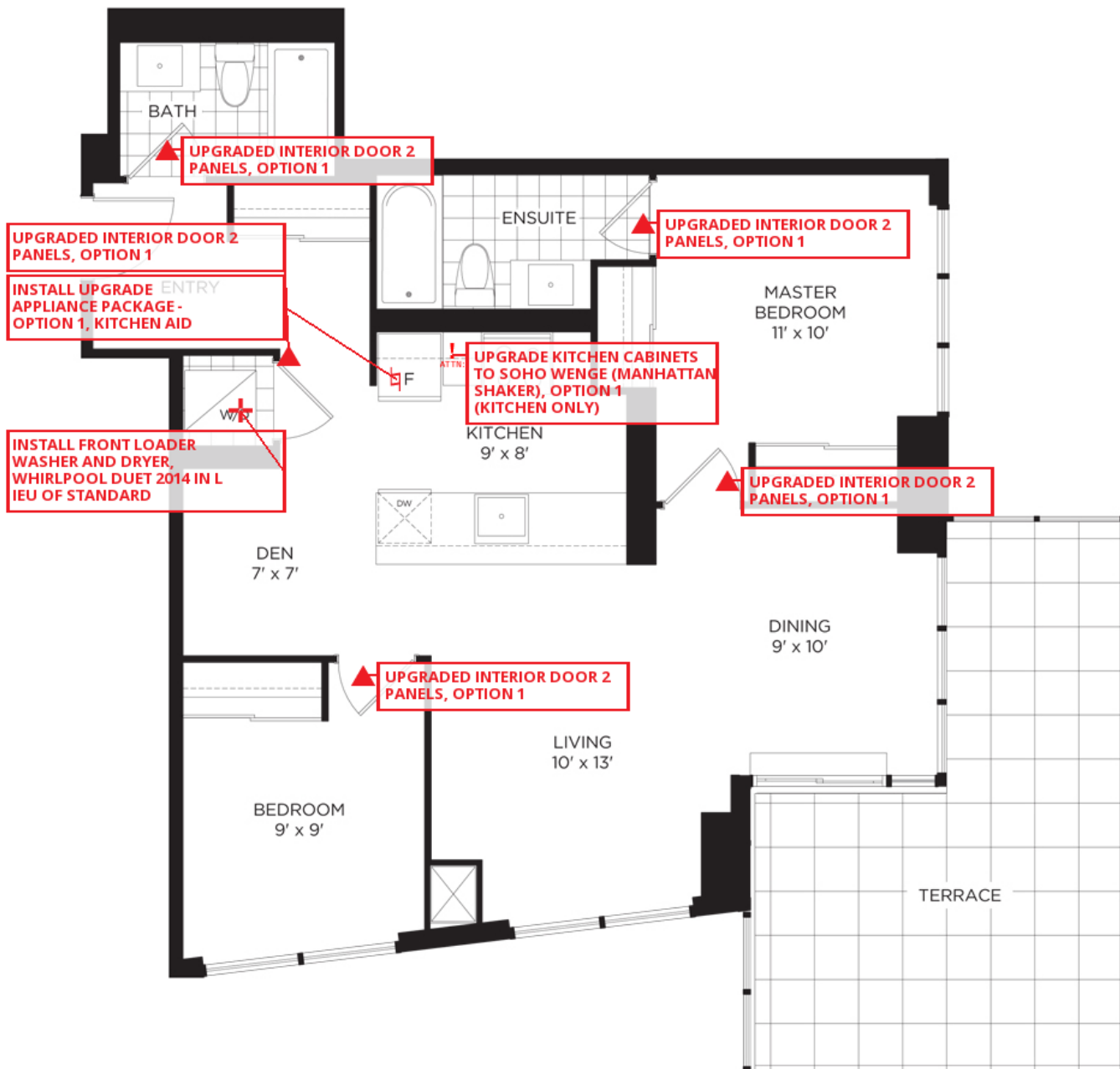
FLOORING (HARDWOOD AND CARPET)

		UPGRADE
Entry (Flooring)	MOD (Solo-3 Layer Engineered Wood Floor. White Oak. Nero. 1/2X4X1/4")	
Kitchen (Flooring)	MOD (Solo-3 Layer Engineered Wood Floor. White Oak. Nero. 1/2X4X1/4")	
Living Room/Dining Room (Flooring)	MOD (Solo-3 Layer Engineered Wood Floor. White Oak. Nero. 1/2X4X1/4")	
Den (Flooring)	MOD (Solo-3 Layer Engineered Wood Floor. White Oak. Nero. 1/2X4X1/4")	
Master Bedroom (Flooring)	NEO (Wallaby Cream 17193. Papilio)	
2nd Bedroom (Flooring)	NEO (Wallaby Cream 17193. Papilio)	

EXTRAS

		UPGRADE
Interior Door 2 Panel - Option 1	Quantity: 5	
Appliance Upgrade Package - Option 1 (Kitchen Aid) - Pots & Pans Gift with Upgrade		
Front Loader Washer and Dryer - Whirlpool Duet 2014 (In Lieu of Standard)		
Option 1 - Open Roll Roller Shades		
Option 1 - Open Roll Roller Shades - Master Bedroom - Canvas		
Option 1 - Open Roll Roller Shades - 2nd Bedroom - Canvas		
Option 1 - Open Roll Roller Shades - Dining/Living - Pearl		

Suite: 412, Level: 4 - Style Ten (T)



MAIN LEVEL