


Construction Scheme

Suite: 1105, Level: 11 - Style Eight

STANDARD SUITE FINISHES (SEE UPGRADE SUMMARY FOR EXTRAS)

CERAMICS

		UPGRADE
Tile in Kitchen		
Kitchen (Flooring)	MOD (Concrete. Col: Ash Grey. Matte Finish. 12”X24”)	
Floor Tile (Main Bath)	MOD (Concrete. Col: Ash Grey. Matte Finish. 12" x 24")	
Wall Field Tile (Main Bath)	MOD (Colours & Dimensions. Arctic White. Matte Finish. 4" x 16")	
Accent Tile (Main Bath)	MOD (Colours & Dimensions. Sterling Grey. Matte Finish. 4" x 16")	
Floor Tile (Ensuite Bath)	MOD (Concrete. Col: Ash Grey. Matte Finish. 12" x 24")	
Wall Field Tile (Ensuite Bath)	MOD (Colours & Dimensions. Arctic White. Matte Finish. 8" x 20")	
Accent Tile (Ensuite Bath)	MOD (Grey Mosaic GM.GRY.WHT.0,4X1C2BL 1/2"x 1-1/4")	


CABINETRY


		UPGRADE
Cabinets (Kitchen)	MOD (Como. Grigio. Flat Panel)	
Vanity Cabinet (Main Bath)	MOD (Como. Grigio. Flat Panel)	
Vanity Cabinet (Ensuite Bath)	MOD (Como. Grigio. Flat Panel)	

COUNTERTOPS AND BACKSPLASH











		UPGRADE
Backsplash (Kitchen)	MOD (Cristallo Glass Mosaic. Special Grey. 1"x2")	
Kitchen Countertop (Kitchen)	MOD (Night Shade. Quartz)	
Countertop (Main Bath)	MOD (Bianco Carrara. Marble. Polished Finish)	
Countertop (Ensuite Bath)	MOD (Bianco Carrara. Marble. Polished Finish)	

FLOORING (HARDWOOD AND CARPET)

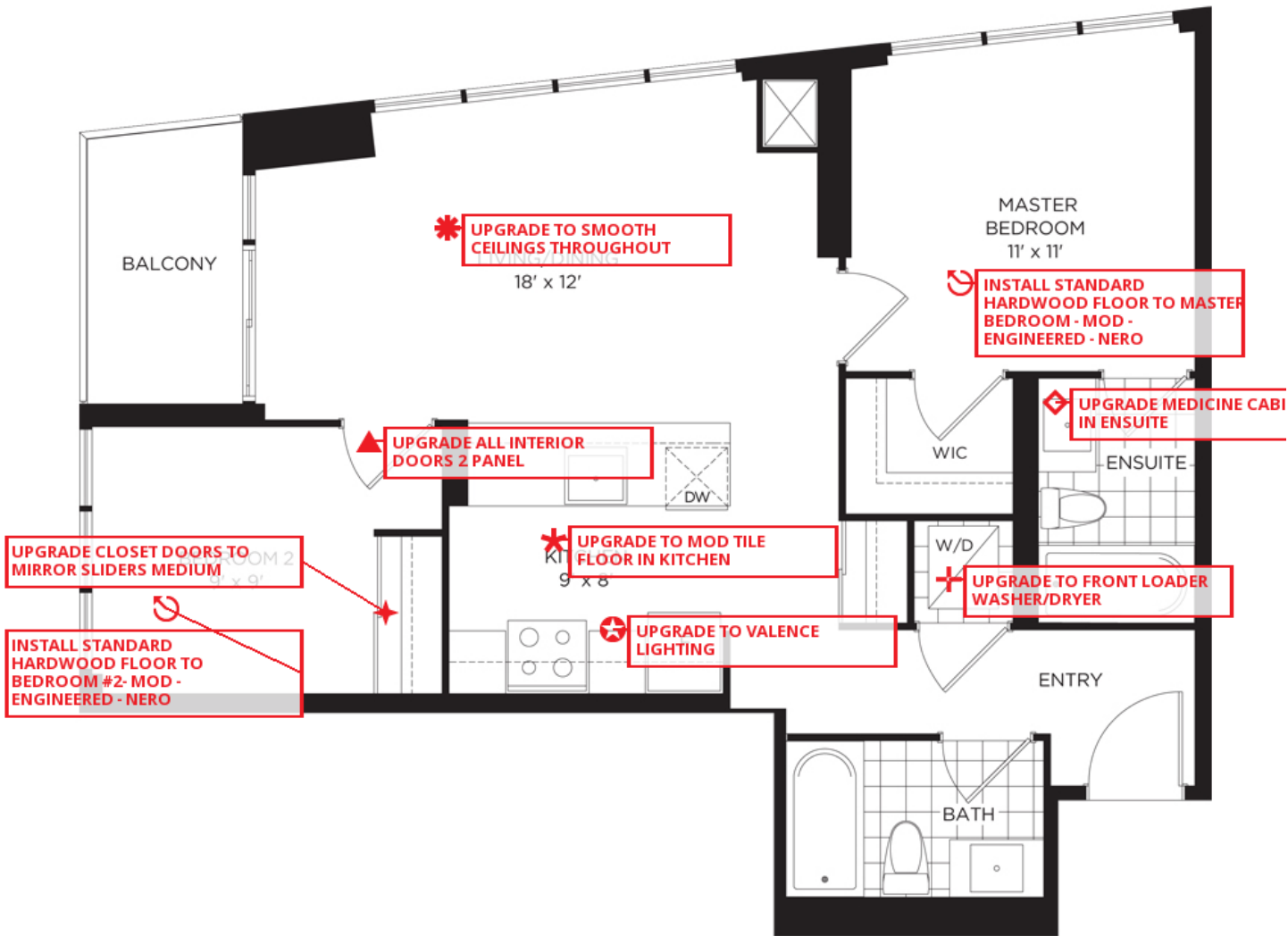
		UPGRADE
Hardwood Flooring - Standard - Master Bedroom		

Hardwood Flooring - Standard - 2nd Bedroom		
Entry (Flooring)	MOD (Solo-3 Layer Engineered Wood Floor. White Oak. Nero. 1/2X4X1/4")	
Living Room/Dining Room (Flooring)	MOD (Solo-3 Layer Engineered Wood Floor. White Oak. Nero. 1/2X4X1/4")	
Master Bedroom (Flooring)	MOD (Solo-3 Layer Engineered Wood Floor. White Oak. Nero. 1/2X4X1/4")	
2nd Bedroom (Flooring)	MOD (Solo-3 Layer Engineered Wood Floor. White Oak. Nero. 1/2X4X1/4")	

EXTRAS

		UPGRADE
Smooth Ceiling - Throughout		
Interior Door 2 Panel - Option 1	Quantity: 6	
Closet Doors - 2nd Bedroom - Mirror Sliders - Medium Sized Closet		
Valence Lighting		
Ensuite Bath - Medicine Cabinet		
Front Loader Washer and Dryer - Whirlpool Duet 2014 (In Lieu of Standard)		
Option 1 - Open Roll Roller Shades		
Option 1 - Open Roll Roller Shades - Master Bedroom - Canvas		
Option 1 - Open Roll Roller Shades - 2nd Bedroom - Canvas		
Option 1 - Open Roll Roller Shades - Dining/Living - Pearl		

Suite: 1105, Level: 11 - Style Eight



MAIN LEVEL