



# Construction Scheme

## Suite: 1207, Level: 12 - Style Eleven

### STANDARD SUITE FINISHES (SEE UPGRADE SUMMARY FOR EXTRAS)

CERAMICS

		UPGRADE
Ceiling Tile - Master Ensuite Tub Alcove(MOD)		
Ceiling Tile - Main Bath Tub Alcove(MOD)		
Floor Tile (Main Bath)	MOD (Concrete. Col: Ash Grey. Matte Finish. 12" x 24")	
Wall Field Tile (Main Bath)	MOD (Colours & Dimensions. Arctic White. Matte Finish. 4" x 16")	
Accent Tile (Main Bath)	MOD (Colours & Dimensions. Sterling Grey. Matte Finish. 4" x 16")	
Ceiling Tile (Main Bath)	MOD (Colour & Dimension. Artic White. Matte Finish. 4" X 16")	
Floor Tile (Ensuite Bath)	MOD (Concrete. Col: Ash Grey. Matte Finish. 12" x 24")	
Wall Field Tile (Ensuite Bath)	MOD (Colours & Dimensions. Arctic White. Matte Finish. 8" x 20")	
Accent Tile (Ensuite Bath)	MOD (Grey Mosaic GM.GRY.WHT.0,4X1C2BL 1/2"x 1-1/4")	
Ceiling Tile (Ensuite Bath)	MOD (Colour & Dimension. Artic White. Matte Finish. 8" X 20")	

CABINETRY



		UPGRADE
Cabinets (Kitchen)	MOD (Como. Grigio. Flat Panel )	
Vanity Cabinet (Main Bath)	MOD (Como. Grigio. Flat Panel)	
Vanity Cabinet (Ensuite Bath)	MOD (Como. Grigio. Flat Panel)	

COUNTERTOPS AND BACKSPLASH







		UPGRADE
Backsplash (Kitchen)	MOD (Cristallo Glass Mosaic. Special Grey. 1"x2")	
Kitchen Countertop (Kitchen)	MOD (Night Shade. Quartz)	
Countertop (Main Bath)	MOD (Bianco Carrara. Marble. Polished Finish)	

Countertop (Ensuite Bath)	MOD (Bianco Carrara. Marble. Polished Finish )	
---------------------------	--	--

FLOORING (HARDWOOD AND CARPET)

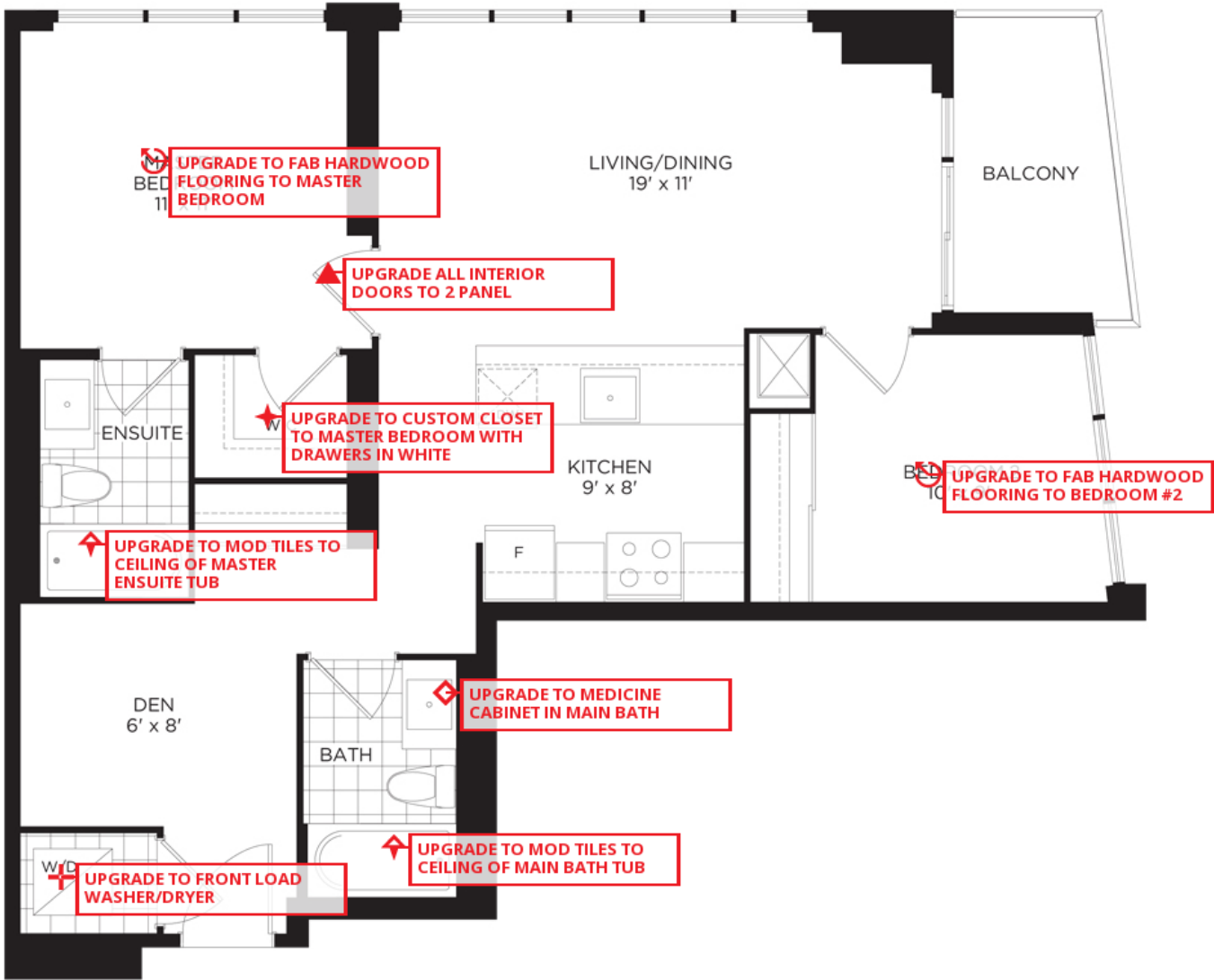
		UPGRADE
Hardwood Flooring - Standard - Master Bedroom		
Hardwood Flooring - Standard - 2nd Bedroom		
Entry (Flooring)	FAB (Solo-3 Layer Engineered Wood Floor. White Oak. Graphite. 1/2X4X1/4")	
Kitchen (Flooring)	FAB (Solo-3 Layer Engineered Wood Floor. White Oak. Graphite. 1/2X4X1/4")	
Living Room/Dining Room (Flooring)	FAB (Solo-3 Layer Engineered Wood Floor. White Oak. Graphite. 1/2X4X1/4")	
Den (Flooring)	FAB (Solo-3 Layer Engineered Wood Floor. White Oak. Graphite. 1/2X4X1/4")	
Master Bedroom (Flooring)	FAB (Solo-3 Layer Engineered Wood Floor. White Oak. Graphite. 1/2X4X1/4")	
2nd Bedroom (Flooring)	FAB (Solo-3 Layer Engineered Wood Floor. White Oak. Graphite. 1/2X4X1/4")	
3rd Bedroom (Flooring)	FAB (Solo-3 Layer Engineered Wood Floor. White Oak. Graphite. 1/2X4X1/4")	

EXTRAS

		UPGRADE
Interior Door 2 Panel - Option 1	Quantity: 6	
Custom Closet - Master Bedroom Large Size Walk In - With Soft Close Drawers		
Main Bath - Medicine Cabinet		
Front Loader Washer and Dryer - Whirlpool Duet 2014 (In Lieu of Standard)		
Option 1 - Open Roll Roller Shades		
Option 1 - Open Roll Roller Shades - Master Bedroom - Canvas		

Option 1 - Open Roll Roller Shades - 2nd Bedroom - Canvas		
Option 1 - Open Roll Roller Shades - Dining/Living - Pearl		

Suite: 1207, Level: 12 - Style Eleven



MAIN LEVEL