


Construction Scheme

Suite: 1403, Level: 14 - Style One

STANDARD SUITE FINISHES (SEE UPGRADE SUMMARY FOR EXTRAS)

CERAMICS

		UPGRADE
Tile in Kitchen		
Kitchen (Flooring)	NEO (Concrete. Col: Light Taupe. Matte Finish. 12”X24”)	
Floor Tile (Main Bath)	NEO (Concrete. Col: Light Taupe. Matte Finish. 12" x 24")	
Wall Field Tile (Main Bath)	NEO (Colours & Dimensions. Arctic White. Matte Finish. 4" x 16")	
Accent Tile (Main Bath)	NEO (Colours & Dimensions. Sand Beige. Sand Beige. 4" x 16")	


CABINETRY

		UPGRADE
Cabinets (Kitchen)	NEO (Como. Nero. Flat Panel)	
Vanity Cabinet (Main Bath)	NEO (Como. Nero. Flat Panel)	


COUNTERTOPS AND BACKSPLASH

		UPGRADE
Backsplash (Kitchen)	NEO (Cristallo Glass Mosaic. Ivory. 1"x2")	
Kitchen Countertop (Kitchen)	NEO (Beige Marfil. Quartz)	
Countertop (Main Bath)	NEO (Boticino Fiorito. Marble. Polished Finish)	

FLOORING (HARDWOOD AND CARPET)

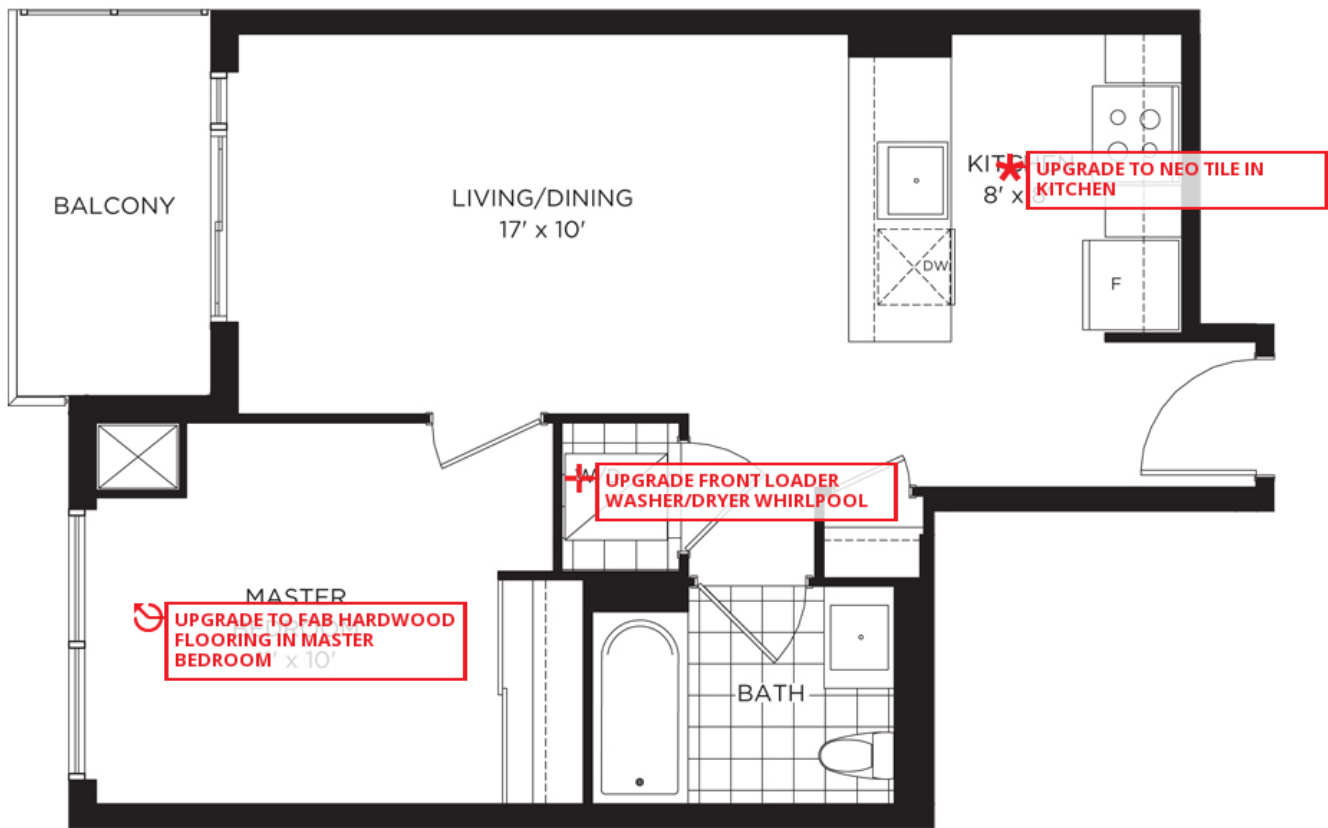
		UPGRADE
Hardwood Flooring - Standard - Master Bedroom		
Entry (Flooring)	MOD (Solo-3 Layer Engineered Wood Floor. White Oak. Nero. 1/2X4X1/4”)	
Living Room/Dining Room (Flooring)	MOD (Solo-3 Layer Engineered Wood Floor. White Oak. Nero. 1/2X4X1/4”)	
Master Bedroom (Flooring)	MOD (Solo-3 Layer Engineered Wood Floor. White Oak. Nero. 1/2X4X1/4”)	

EXTRAS

		UPGRADE
Front Loader Washer and Dryer - Whirlpool Duet 2014 (In Lieu of Standard)		
Option 1 - Open Roll Roller Shades		

Option 1 - Open Roll Roller Shades - Master Bedroom - Canvas		
Option 1 - Open Roll Roller Shades - Dining/Living - Pearl		

Suite: 1403, Level: 14 - Style One



MAIN LEVEL