



Construction Scheme




Suite: 605, Level: 6 - Style N

STANDARD SUITE FINISHES (SEE UPGRADE SUMMARY FOR EXTRAS)

CERAMICS


		UPGRADE
Ceiling Tile - Main Bath Tub Alcove(NEO)		
Ceiling Tile - Master Ensuite Tub Alcove(FAB)		
Floor Tile (Main Bath)	NEO (Concrete. Col: Light Taupe. Matte Finish. 12" x 24")	
Wall Field Tile (Main Bath)	NEO (Colours & Dimensions. Arctic White. Matte Finish. 4" x 16")	
Accent Tile (Main Bath)	NEO (Colours & Dimensions. Sand Beige. Sand Beige. 4" x 16")	
Ceiling Tile (Main Bath)	NEO (Colour & Dimension. Artic White. Matte Finish. 4" X 16")	
Floor Tile (Ensuite Bath)	FAB (Concrete. Col: White. Matte Finish. 12" x 24")	
Wall Field Tile (Ensuite Bath)	FAB (Colours & Dimensions. Arctic White. Matte Finish. 8" x 20")	
Accent Tile (Ensuite Bath)	FAB (Marble Mosaic, Sliver Shadow 1"x2")	
Ceiling Tile (Ensuite Bath)	FAB (Colour & Dimension. Artic White. Matte Finish. 8" X 20")	

CABINETRY

		UPGRADE
Cabinet Upgrade - MANHATTAN TIMBERLAKE (Kitchen Only)		
Cabinets (Kitchen)	Cabinet UPGRADE #1 (MANHATTAN WENGE)	
Cabinet Upgrade - Main Bathroom - Option 2 - COLOGNE. EBONY MAPLE		
Cabinet Upgrade - Ensuite Bathroom - Option 1 - SOHO WENGE		

Vanity Cabinet (Main Bath)	Cabinet UPGRADE #2 - EUROPA AMBER (MAIN BATHROOM)	
Vanity Cabinet (Ensuite Bath)	Cabinet UPGRADE #1 - SOHO WHITE (ENSUITE BATHROOM)	



COUNTERTOPS AND BACKSPLASH











		UPGRADE
Quartz Upgrade to 1 1/4" Kitchen		
Backsplash (Kitchen)	NEO (Cristallo Glass Mosaic. Ivory. 1"x2")	
Kitchen Countertop (Kitchen)	NEO (Beige Marfil. Quartz)	
Countertop (Main Bath)	NEO (Boticino Fiorito. Marble. Polished Finish)	
Countertop (Ensuite Bath)	FAB (Brown Prominence. Marble. Polished Finish)	

FLOORING (HARDWOOD AND CARPET)

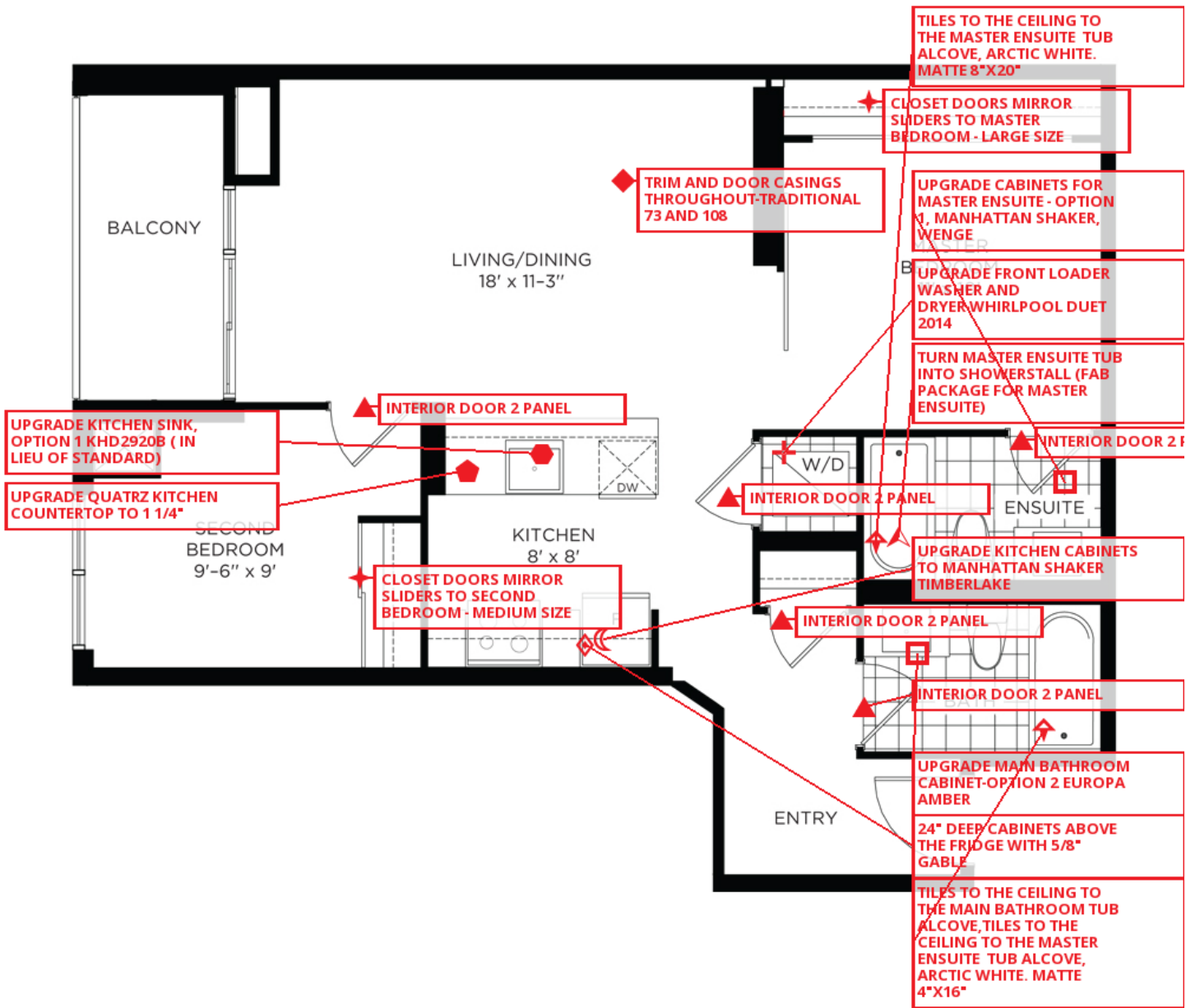
		UPGRADE
Entry (Flooring)	FAB (Solo-3 Layer Engineered Wood Floor. White Oak. Graphite. 1/2X4X1/4")	
Kitchen (Flooring)	FAB (Solo-3 Layer Engineered Wood Floor. White Oak. Graphite. 1/2X4X1/4")	
Living Room/Dining Room (Flooring)	FAB (Solo-3 Layer Engineered Wood Floor. White Oak. Graphite. 1/2X4X1/4")	
Master Bedroom (Flooring)	NEO (Wallaby Cream 17193. Papilio)	
2nd Bedroom (Flooring)	NEO (Wallaby Cream 17193. Papilio)	

EXTRAS

		UPGRADE
Trim and Door Casings - Traditional 73 and 108		
Interior Door 2 Panel - Option 1	Quantity: 5	

Closet Doors - Hallway - Mirror Sliders - Medium Sized Closet		
Closet Doors - Hallway - Mirror Sliders - Large Sized Closet		
Sink - Option 1 (KHD2920B) (In Lieu Of Standard)		
24" Deep Upper Cabinet Above Fridge with a 5/8" Fridge Gable		
Tub Frameless Enclosure - Ensuite Bathroom		
Front Loader Washer and Dryer - Whirlpool Duet 2014 (In Lieu of Standard)		
Option 1 - Open Roll Roller Shades		
Option 1 - Open Roll Roller Shades - Master Bedroom - Canvas		
Option 1 - Open Roll Roller Shades - 2nd Bedroom - Canvas		
Option 1 - Open Roll Roller Shades - Dining/Living - Pearl		

Suite: 605, Level: 6 - Style N



MAIN LEVEL