

Construction Scheme


Suite: 1906, Level: 19 - Rush

STANDARD SUITE FINISHES (SEE UPGRADE SUMMARY FOR EXTRAS)

CERAMICS

		UPGRADE
Floor Tile (Main Bath)	FAB (Concrete. Col: White. Matte Finish. 12" x 24")	
Wall Field Tile (Main Bath)	FAB (Colours & Dimensions. Arctic White. Matte Finish. 4" x 16")	
Accent Tile (Main Bath)	FAB (Colours & Dimensions. Dark Taupe. Matte Finish. 4" x 16")	

CABINETRY

		UPGRADE
Cabinet Upgrade - SOHO WHITE (Kitchen Only)		
Cabinets (Kitchen)	Cabinet UPGRADE #1 (SOHO WHITE)	
Vanity Cabinet (Main Bath)	FAB (Vermont Thermofoil. White. Shaker Panel)	


COUNTERTOPS AND BACKSPLASH

		UPGRADE
Backsplash (Kitchen)	FAB (Cristallo Glass Mosaic. Grey. 1"x2")	
Kitchen Countertop (Kitchen)	FAB (Blizzard. Quartz)	
Countertop (Main Bath)	FAB (Brown Prominence. Marble. Polished Finish)	

FLOORING (HARDWOOD AND CARPET)

		UPGRADE
Entry (Flooring)	FAB (Solo-3 Layer Engineered Wood Floor. White Oak. Graphite. 1/2X4X1/4")	
Kitchen (Flooring)	FAB (Solo-3 Layer Engineered Wood Floor. White Oak. Graphite. 1/2X4X1/4")	
Living Room/Dining Room (Flooring)	FAB (Solo-3 Layer Engineered Wood Floor. White Oak. Graphite. 1/2X4X1/4")	
Den (Flooring)	FAB (Tender Ivory. Palilio 17057)	
Master Bedroom (Flooring)	FAB (Tender Ivory. Palilio 17057)	

EXTRAS

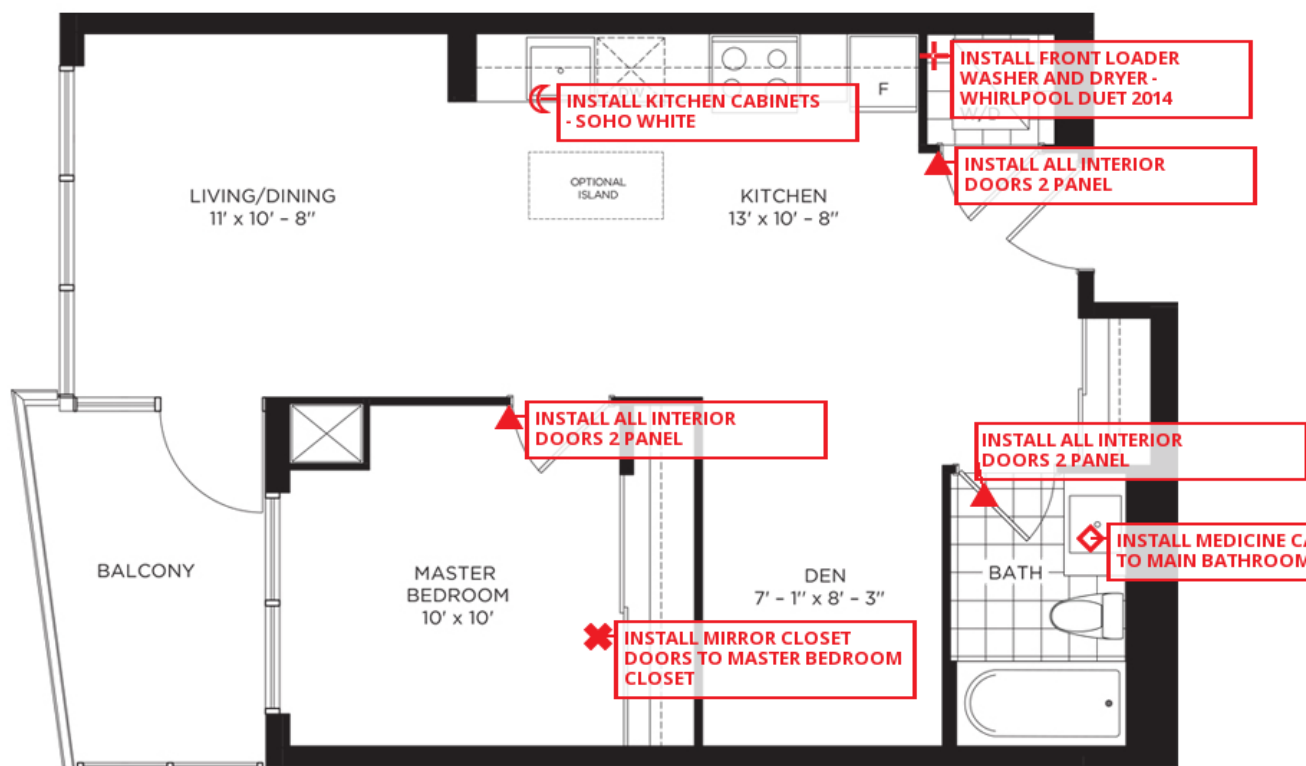
		UPGRADE
Interior Door 2 Panel - Option 1	Quantity: 3	



HOME SELECTIONS & UPGRADES SUMMARY

Closet Doors - Master Bedroom - Mirror Sliders - Large Sized Closet		✖
Main Bath - Medicine Cabinet		◊
Front Loader Washer and Dryer - Whirlpool Duet 2014 (In Lieu of Standard)		+
Option 1 - Open Roll Roller Shades		◻
Option 1 - Open Roll Roller Shades - Master Bedroom - Canvas		◻
Option 1 - Open Roll Roller Shades - Dining/Living - Pearl		◻

Suite: 1906, Level: 19 - Rush



MAIN LEVEL