

Construction Scheme




Suite: 1510, Level: 15 - Style Ten

STANDARD SUITE FINISHES (SEE UPGRADE SUMMARY FOR EXTRAS)



CERAMICS

		UPGRADE
Floor Tile (Main Bath)	FAB (Concrete. Col: White. Matte Finish. 12" x 24")	
Wall Field Tile (Main Bath)	FAB (Colours & Dimensions. Arctic White. Matte Finish. 4" x 16")	
Accent Tile (Main Bath)	FAB (Colours & Dimensions. Dark Taupe. Matte Finish. 4" x 16")	
Floor Tile (Ensuite Bath)	FAB (Concrete. Col: White. Matte Finish. 12" x 24")	
Wall Field Tile (Ensuite Bath)	FAB (Colours & Dimensions. Arctic White. Matte Finish. 8" x 20")	
Accent Tile (Ensuite Bath)	FAB (Marble Mosaic, Sliver Shadow 1"x2")	

CABINETRY







		UPGRADE
Cabinet Upgrade - PISA - WENGE (Kitchen Only)		
Cabinets (Kitchen)	Cabinet UPGRADE #3 (PISA WENGE)	
Cabinet Upgrade - Main Bathroom - Option 3 - PISA - WENGE MAPLE		
Cabinet Upgrade - Ensuite Bathroom - Option 3 - PISA - WENGE MAPLE		
Vanity Cabinet (Main Bath)	Cabinet Upgrade #3 - PISA - WENGE (MAIN BATHROOM)	
Vanity Cabinet (Ensuite Bath)	Cabinet Upgrade #3 - PISA - WENGE (ENSUITE BATHROOM)	

COUNTERTOPS AND BACKSPLASH




		UPGRADE
Granite Countertop - Option 5 - White Torronchino. Polished		
Granite Backsplash - Option 5 - White Torronchino. Polished		
Kitchen Countertop (Kitchen)	UPGRADE # 5 Granite Kitchen Countertop - Option 5 (White Torronchino. Polished)	
Countertop (Main Bath)	FAB (Brown Prominence. Marble. Polished Finish)	
Kitchen Backsplash(Kitchen)	UPGRADE # 5 Granite Kitchen Backsplash- Option 5 (White Torronchino. Polished)	

Countertop (Ensuite Bath)	FAB (Brown Prominence. Marble. Polished Finish)	
---------------------------	---	--

FLOORING (HARDWOOD AND CARPET)

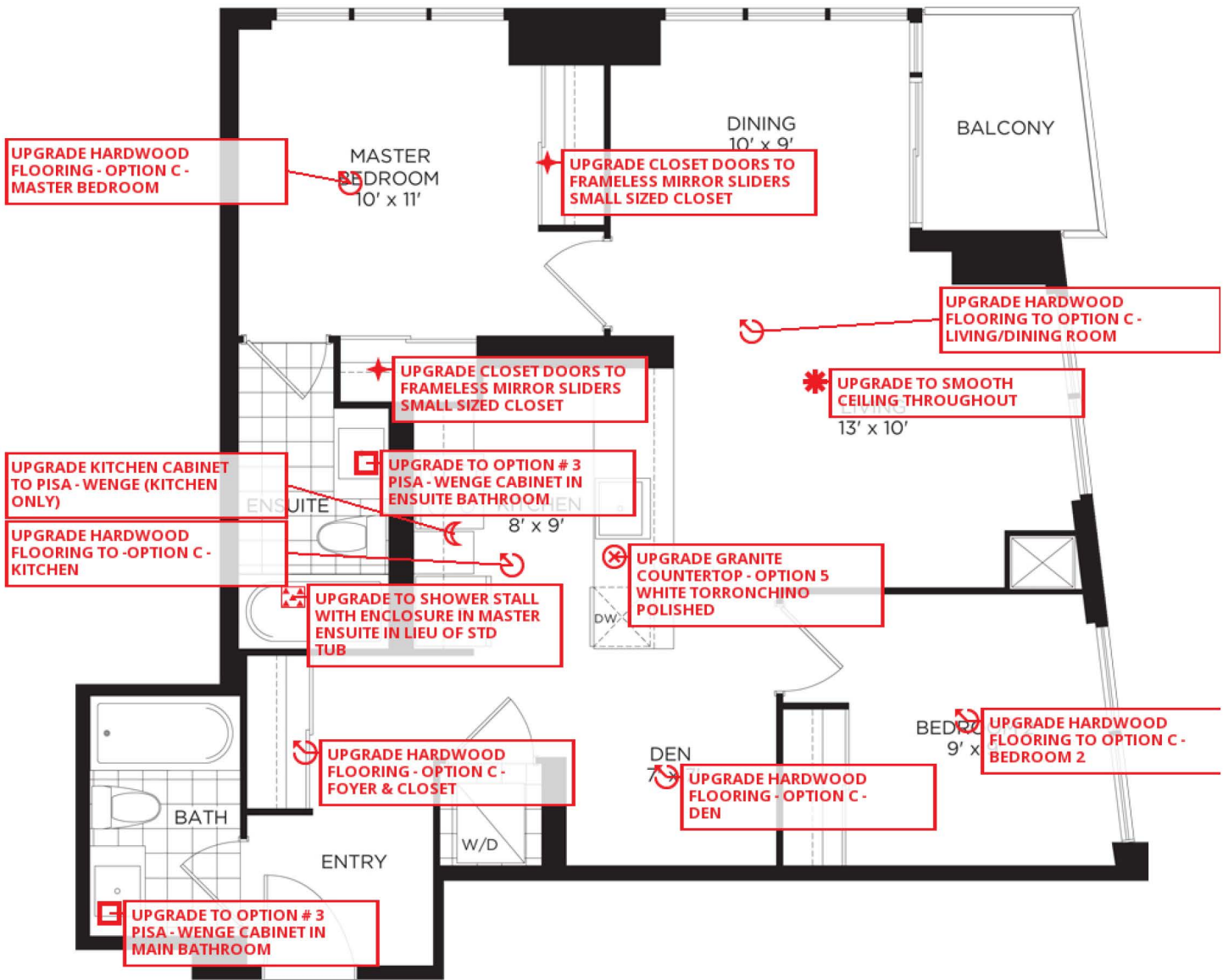
		UPGRADE
Hardwood Flooring - Option C - Foyer + Closet		
Hardwood Flooring - Option C - Kitchen		
Hardwood Flooring - Option C - Living / Dining		
Hardwood Flooring - Option C - Den		
Hardwood Flooring - Option C - Master Bedroom		
Hardwood Flooring - Option C - 2nd Bedroom		
Entry (Flooring)	UPGRADE OPTION C-Hardwood Floor W (Tabaek Walnut Natural 4" Width)	
Kitchen (Flooring)	UPGRADE OPTION C-Hardwood Floor (W- Tabaek Walnut Natural 4" Width)	
Living Room/Dining Room (Flooring)	UPGRADE OPTION C-Hardwood Floor (W- Tabaek Walnut Natural 4" Width)	
Den (Flooring)	UPGRADE OPTION C-Hardwood Floor (W- Tabaek Walnut Natural 4" Width)	
Master Bedroom (Flooring)	UPGRADE OPTION C-Hardwood Floor (W- Tabaek Walnut Natural 4" Width)	
2nd Bedroom (Flooring)	UPGRADE OPTION C-Hardwood Floor (W- Tabaek Walnut Natural 4" Width)	

EXTRAS

		UPGRADE
Smooth Ceiling - Throughout		
Closet Doors - Master Bedroom - Mirror Sliders - Medium Sized Closet Frameless	Quantity: 2	
Shower Stall - With Enclosure		

Option 1 - Open Roll Roller Shades		
Option 1 - Open Roll Roller Shades - Master Bedroom - Canvas		
Option 1 - Open Roll Roller Shades - 2nd Bedroom - Canvas		
Option 1 - Open Roll Roller Shades - Dining/Living - Pearl		

Suite: 1510, Level: 15 - Style Ten



MAIN LEVEL

NOTE:MASTER BEDROOM: FRAMELESS MIRROR SLIDERS SMALL (TWO CLOSETS)