

Construction Scheme

Suite: 1604, Level: 16 - Style Two

STANDARD SUITE FINISHES (SEE UPGRADE SUMMARY FOR EXTRAS)

CERAMICS

		UPGRADE
Floor Tile (Main Bath)	NEO (Concrete. Col: Light Taupe. Matte Finish. 12" x 24")	
Wall Field Tile (Main Bath)	NEO (Colours & Dimensions. Arctic White. Matte Finish. 4" x 16")	
Accent Tile (Main Bath)	NEO (Colours & Dimensions. Sand Beige. Sand Beige. 4" x 16")	

CABINETRY

		UPGRADE
Cabinets (Kitchen)	NEO (Como. Nero. Flat Panel)	
Vanity Cabinet (Main Bath)	NEO (Como. Nero. Flat Panel)	




COUNTERTOPS AND BACKSPLASH

		UPGRADE
Backsplash (Kitchen)	NEO (Cristallo Glass Mosaic. Ivory. 1"x2")	
Kitchen Countertop (Kitchen)	NEO (Beige Marfil. Quartz)	
Countertop (Main Bath)	NEO (Boticino Fiorito. Marble. Polished Finish)	

FLOORING (HARDWOOD AND CARPET)

		UPGRADE
Entry (Flooring)	MOD (Solo-3 Layer Engineered Wood Floor. White Oak. Nero. 1/2X4X1/4")	
Kitchen (Flooring)	MOD (Solo-3 Layer Engineered Wood Floor. White Oak. Nero. 1/2X4X1/4")	
Living Room/Dining Room (Flooring)	MOD (Solo-3 Layer Engineered Wood Floor. White Oak. Nero. 1/2X4X1/4")	
Master Bedroom (Flooring)	NEO (Wallaby Cream 17193. Papilio)	

EXTRAS

		UPGRADE
Option 1 - Open Roll Roller Shades		
Option 1 - Open Roll Roller Shades - Master Bedroom - Canvas		
Option 1 - Open Roll Roller Shades - Dining/Living - Pearl		

Suite: 1604, Level: 16 - Style Two



MAIN LEVEL