

Construction Scheme

Suite: 2404, Level: 24 - Style Two

STANDARD SUITE FINISHES (SEE UPGRADE SUMMARY FOR EXTRAS)

CERAMICS

		UPGRADE
Floor Tile (Main Bath)	MOD (Concrete. Col: Ash Grey. Matte Finish. 12" x 24")	
Wall Field Tile (Main Bath)	MOD (Colours & Dimensions. Arctic White. Matte Finish. 4" x 16")	
Accent Tile (Main Bath)	MOD (Colours & Dimensions. Sterling Grey. Matte Finish. 4" x 16")	

CABINETRY

		UPGRADE
Cabinets (Kitchen)	MOD (Como. Grigio. Flat Panel)	
Vanity Cabinet (Main Bath)	MOD (Como. Grigio. Flat Panel)	





COUNTERTOPS AND BACKSPLASH

		UPGRADE
Backsplash (Kitchen)	MOD (Cristallo Glass Mosaic. Special Grey. 1"x2")	
Kitchen Countertop (Kitchen)	MOD (Night Shade. Quartz)	
Countertop (Main Bath)	MOD (Bianco Carrara. Marble. Polished Finish)	

FLOORING (HARDWOOD AND CARPET)

		UPGRADE
Entry (Flooring)	MOD (Solo-3 Layer Engineered Wood Floor. White Oak. Nero. 1/2X4X1/4")	
Kitchen (Flooring)	MOD (Solo-3 Layer Engineered Wood Floor. White Oak. Nero. 1/2X4X1/4")	
Living Room/Dining Room (Flooring)	MOD (Solo-3 Layer Engineered Wood Floor. White Oak. Nero. 1/2X4X1/4")	
Master Bedroom (Flooring)	MOD (Cameo.Papilio 17185)	

EXTRAS

		UPGRADE
Interior Door 2 Panel - Option 1	Quantity: 3	
Option 1 - Open Roll Roller Shades		
Option 1 - Open Roll Roller Shades - Master Bedroom - Canvas		
Option 1 - Open Roll Roller Shades - Dining/Living - Pearl		

Suite: 2404, Level: 24 - Style Two



MAIN LEVEL