

# Construction Scheme


## Suite: 3506, Level: 35 - Style Seven

### STANDARD SUITE FINISHES (SEE UPGRADE SUMMARY FOR EXTRAS)

#### CERAMICS

		UPGRADE
Floor Tile (Main Bath)	NEO (Concrete. Col: Light Taupe. Matte Finish. 12" x 24")	
Wall Field Tile (Main Bath)	NEO (Colours & Dimensions. Arctic White. Matte Finish. 4" x 16")	
Accent Tile (Main Bath)	NEO (Colours & Dimensions. Sand Beige. Sand Beige. 4" x 16")	



#### CABINETRY

		UPGRADE
Cabinet Upgrade - METRO. BLACK. HI-GLOSS (Kitchen Only)		
Cabinets (Kitchen)	Cabinet UPGRADE #3 (METRO. BLACK. HI-GLOSS)	
Vanity Cabinet (Main Bath)	NEO (Como. Nero. Flat Panel)	

#### COUNTERTOPS AND BACKSPLASH

		UPGRADE
Backsplash (Kitchen)	NEO (Cristallo Glass Mosaic. Ivory. 1"x2")	
Kitchen Countertop (Kitchen)	NEO (Beige Marfil. Quartz)	
Countertop (Main Bath)	NEO (Boticino Fiorito. Marble. Polished Finish)	

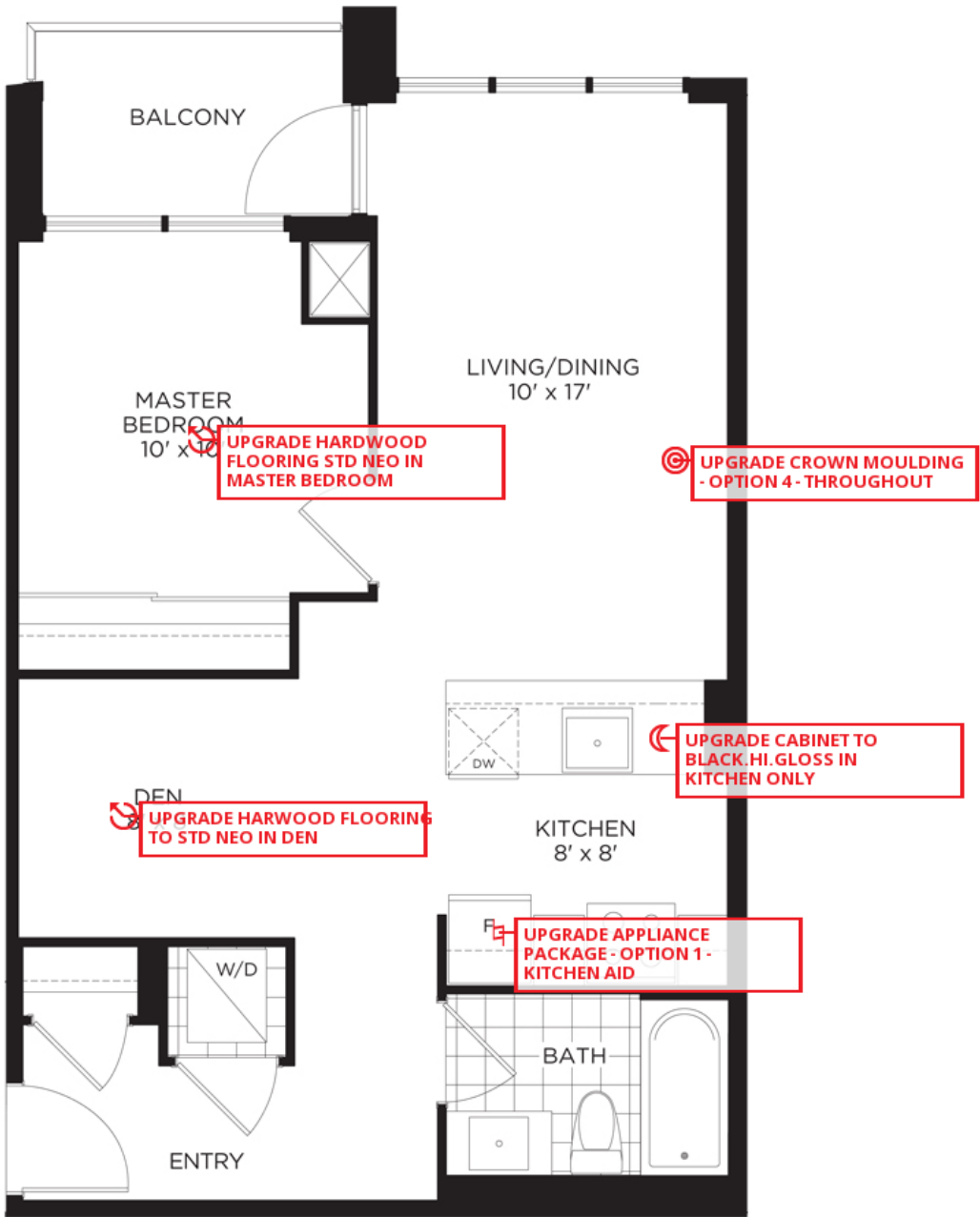
#### FLOORING (HARDWOOD AND CARPET)

		UPGRADE
Hardwood Flooring - Standard - Den		
Hardwood Flooring - Standard - Master Bedroom		
Entry (Flooring)	NEO (Country White – Custom Frank Stain. 1/2X4-1/4")	
Kitchen (Flooring)	NEO (Country White – Custom Frank Stain. 1/2X4-1/4")	
Living Room/Dining Room (Flooring)	NEO (Country White – Custom Frank Stain. 1/2X4-1/4")	
Den (Flooring)	NEO (Country White – Custom Frank Stain. 1/2X4-1/4")	
Master Bedroom (Flooring)	NEO (Country White – Custom Frank Stain. 1/2X4-1/4")	

EXTRAS

		UPGRADE
Crown Moulding - Option 4 - Throughout		
Appliance Upgrade Package - Option 1 (Kitchen Aid) - Pots & Pans Gift with Upgrade		
Option 1 - Open Roll Roller Shades		
Option 1 - Open Roll Roller Shades - Master Bedroom - Canvas		
Option 1 - Open Roll Roller Shades - Dining/Living - Pearl		

Suite: 3506, Level: 35 - Style Seven



MAIN LEVEL