

Construction Scheme

Suite: 4002, Level: 40 - Style Nine

STANDARD SUITE FINISHES (SEE UPGRADE SUMMARY FOR EXTRAS)

CERAMICS

		UPGRADE
Floor Tile (Main Bath)	FAB (Concrete. Col: White. Matte Finish. 12" x 24")	
Wall Field Tile (Main Bath)	FAB (Colours & Dimensions. Arctic White. Matte Finish. 4" x 16")	
Accent Tile (Main Bath)	FAB (Colours & Dimensions. Dark Taupe. Matte Finish. 4" x 16")	
Floor Tile (Ensuite Bath)	FAB (Concrete. Col: White. Matte Finish. 12" x 24")	
Wall Field Tile (Ensuite Bath)	FAB (Colours & Dimensions. Arctic White. Matte Finish. 8" x 20")	
Accent Tile (Ensuite Bath)	FAB (Marble Mosaic, Sliver Shadow 1"x2")	



CABINETRY

		UPGRADE
Cabinets (Kitchen)	FAB (Vermont. Thermofoil. Colour: Mission White)	
Vanity Cabinet (Main Bath)	FAB (Vermont Thermofoil. Mission White. Shaker Panel)	
Vanity Cabinet (Ensuite Bath)	FAB (Vermont Thermofoil. Mission White. Shaker Panel)	

COUNTERTOPS AND BACKSPLASH











		UPGRADE
Backsplash (Kitchen)	FAB (Cristallo Glass Mosaic. Grey. 1"x2")	
Kitchen Countertop (Kitchen)	FAB (Blizzard. Quartz)	
Countertop (Main Bath)	FAB (Brown Prominence. Marble. Polished Finish)	
Countertop (Ensuite Bath)	FAB (Brown Prominence. Marble. Polished Finish)	

FLOORING (HARDWOOD AND CARPET)

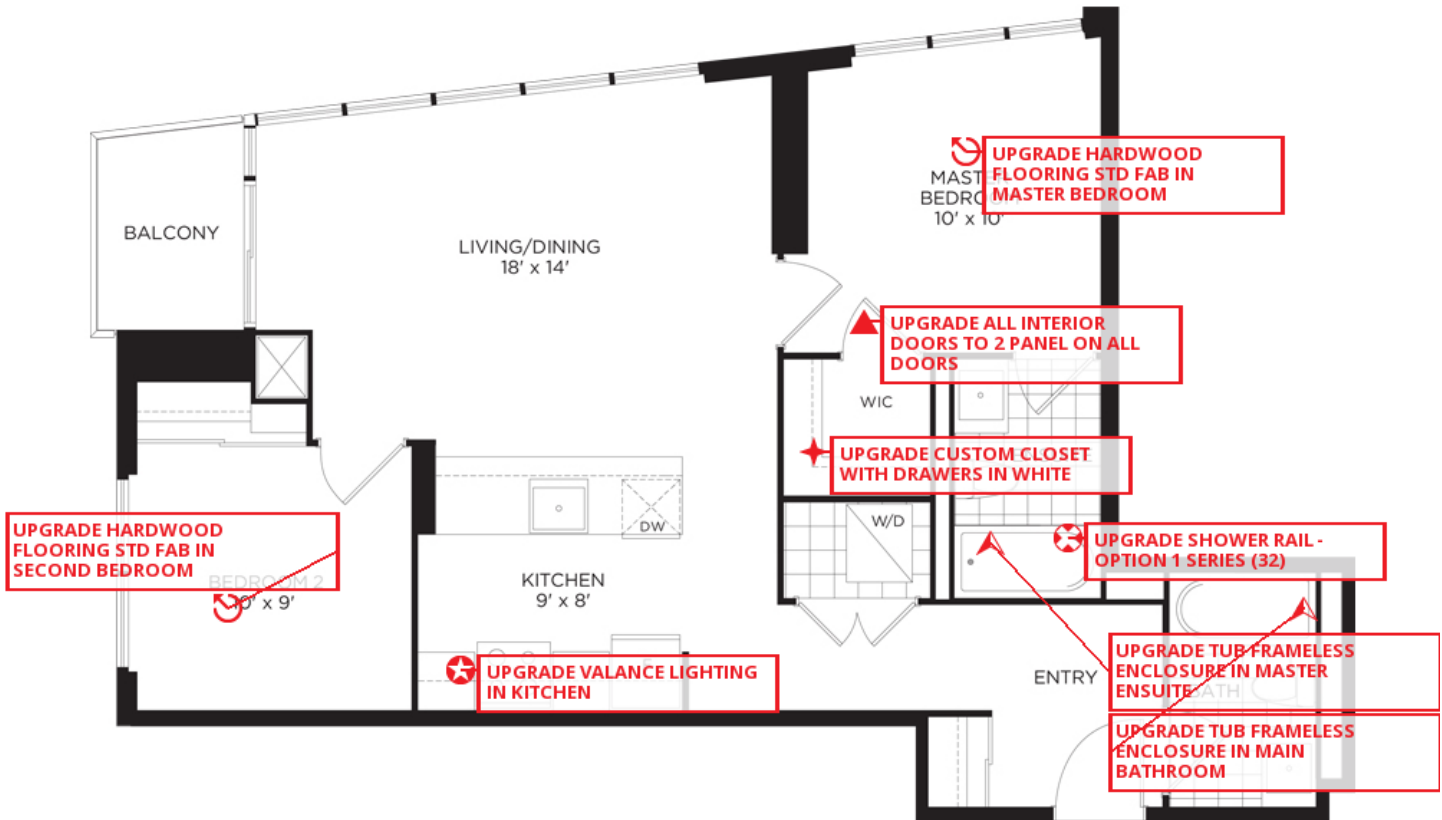
		UPGRADE
Hardwood Flooring - Standard - Master Bedroom		
Hardwood Flooring - Standard - 2nd Bedroom		
Entry (Flooring)	FAB (Solo-3 Layer Engineered Wood Floor. White Oak. Graphite. 1/2X4X1/4")	

Kitchen (Flooring)	FAB (Solo-3 Layer Engineered Wood Floor. White Oak. Graphite. 1/2X4X1/4")	
Living Room/Dining Room (Flooring)	FAB (Solo-3 Layer Engineered Wood Floor. White Oak. Graphite. 1/2X4X1/4")	
Master Bedroom (Flooring)	FAB (Solo-3 Layer Engineered Wood Floor. White Oak. Graphite. 1/2X4X1/4")	
2nd Bedroom (Flooring)	FAB (Solo-3 Layer Engineered Wood Floor. White Oak. Graphite. 1/2X4X1/4")	

EXTRAS

		UPGRADE
Interior Door 2 Panel - Option 1	Quantity: 5	
Custom Closet - Master Bedroom Large Size Walk In - With Soft Close Drawers		
Valence Lighting		
Tub Frameless Enclosure - Ensuite Bathroom		
Tub Frameless Enclosure - Main Bathroom		
Shower Rail - Option 1 (Series 32)		
Option 1 - Open Roll Roller Shades		
Option 1 - Open Roll Roller Shades - Master Bedroom - Canvas		
Option 1 - Open Roll Roller Shades - 2nd Bedroom - Canvas		
Option 1 - Open Roll Roller Shades - Dining/Living - Pearl		

Suite: 4002, Level: 40 - Style Nine



MAIN LEVEL