

# Construction Scheme

## Suite: 2403, Level: 24 - Luxe

### STANDARD SUITE FINISHES (SEE UPGRADE SUMMARY FOR EXTRAS)

#### CERAMICS

|                             |   | UPGRADE |
|-----------------------------|---|---------|
| Floor Tile (Main Bath)      | MOD (Concrete. Col: Ash Grey. Matte Finish. 12" x 24")            |         |
| Wall Field Tile (Main Bath) | MOD (Colours & Dimensions. Arctic White. Matte Finish. 4" x 16")  |         |
| Accent Tile (Main Bath)     | MOD (Colours & Dimensions. Sterling Grey. Matte Finish. 4" x 16") |         |


#### CABINETRY

|                            |                                | UPGRADE |
|----------------------------|--------------------------------|---------|
| Cabinets (Kitchen)         | MOD (Como. Grigio. Flat Panel) |         |
| Vanity Cabinet (Main Bath) | MOD (Como. Grigio. Flat Panel) |         |



#### COUNTERTOPS AND BACKSPLASH

|                              |   | UPGRADE |
|------------------------------|---|---------|
| Backsplash (Kitchen)         | MOD (Cristallo Glass Mosaic. Special Grey. 1"x2") |         |
| Kitchen Countertop (Kitchen) | MOD (Night Shade. Quartz)                         |         |
| Countertop (Main Bath)       | MOD (Bianco Carrara. Marble. Polished Finish)     |         |

#### FLOORING (HARDWOOD AND CARPET)

|   |   | UPGRADE   |
|---|---|---|
| Hardwood Flooring - Standard - Master Bedroom |   |  |
| Entry (Flooring)                              | MOD (Solo-3 Layer Engineered Wood Floor. White Oak. Nero. 1/2X4X1/4") |   |
| Kitchen (Flooring)                            | MOD (Solo-3 Layer Engineered Wood Floor. White Oak. Nero. 1/2X4X1/4") |   |
| Living Room/Dining Room (Flooring)            | MOD (Solo-3 Layer Engineered Wood Floor. White Oak. Nero. 1/2X4X1/4") |   |
| Master Bedroom (Flooring)                     | MOD (Solo-3 Layer Engineered Wood Floor. White Oak. Nero. 1/2X4X1/4") |   |

#### EXTRAS

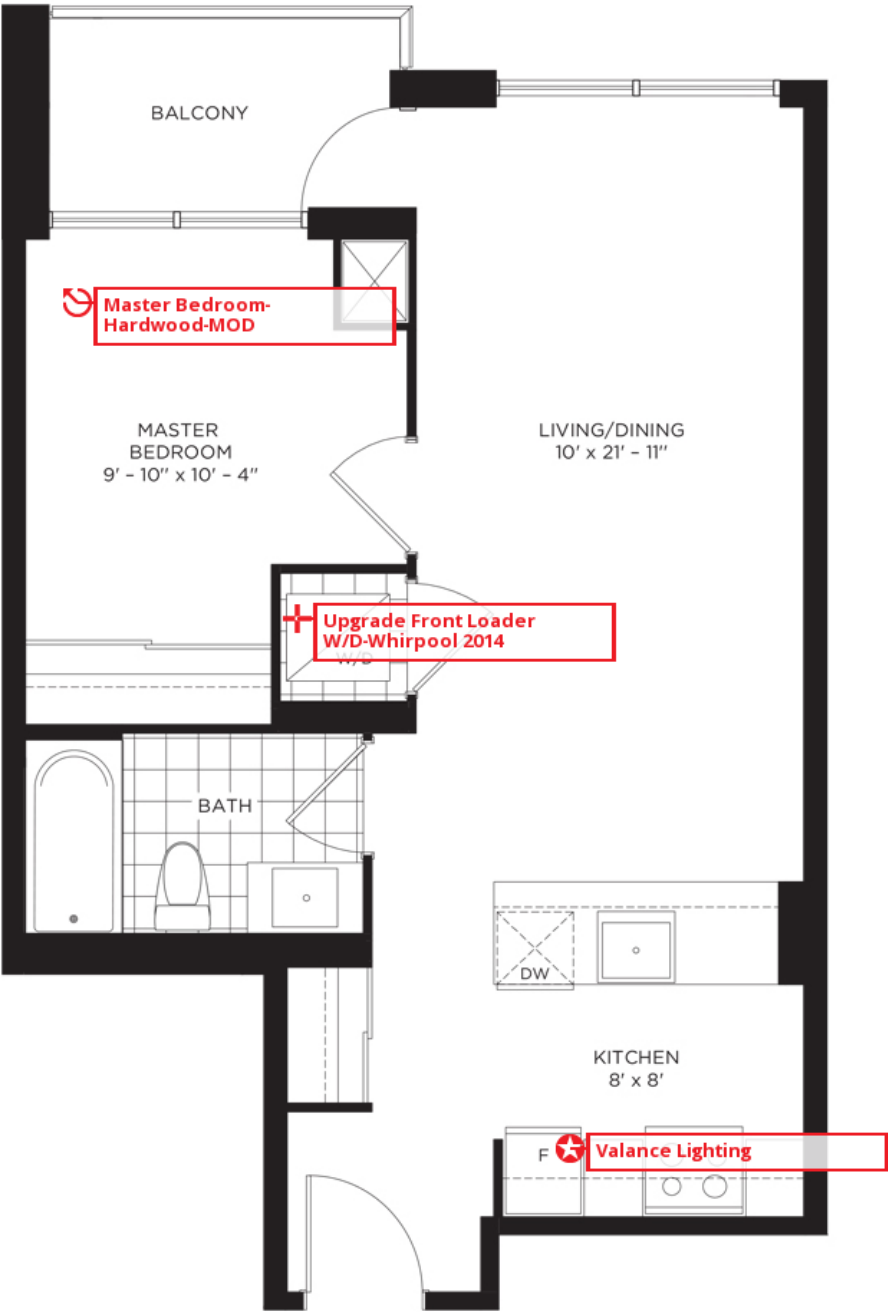
|   |  | UPGRADE   |
|---|--|---|
| Valence Lighting  |  |  |
| Front Loader Washer and Dryer - Whirlpool Duet 2014 (In Lieu of Standard) |  |  |



HOME SELECTIONS & UPGRADES SUMMARY

|  |  |   |
|--|--|---|
| Option 1 - Open Roll Roller Shades                           |  |  |
| Option 1 - Open Roll Roller Shades - Master Bedroom - Canvas |  |  |
| Option 1 - Open Roll Roller Shades - Dining/Living - Pearl   |  |  |

Suite: 2403, Level: 24 - Luxe



MAIN LEVEL