

# Construction Scheme


## Suite: 2501, Level: 25 - Lush

### STANDARD SUITE FINISHES (SEE UPGRADE SUMMARY FOR EXTRAS)

CERAMICS

		UPGRADE
Floor Tile (Main Bath)	NEO (Concrete. Col: Light Taupe. Matte Finish. 12" x 24")	
Wall Field Tile (Main Bath)	NEO (Colours & Dimensions. Arctic White. Matte Finish. 4" x 16")	
Accent Tile (Main Bath)	NEO (Colours & Dimensions. Sand Beige. Sand Beige. 4" x 16")	



CABINETRY

		UPGRADE
Cabinet Upgrade - MANHATTAN WENGE (Kitchen Only)		
Cabinets (Kitchen)	Cabinet UPGRADE #1 (MANHATTAN TIMBERLAKE)	
Vanity Cabinet (Main Bath)	NEO (Como. Nero. Flat Panel)	

COUNTERTOPS AND BACKSPLASH

		UPGRADE
Backsplash (Kitchen)	NEO (Cristallo Glass Mosaic. Ivory. 1"x2")	
Kitchen Countertop (Kitchen)	NEO (Beige Marfil. Quartz)	
Countertop (Main Bath)	NEO (Boticino Fiorito. Marble. Polished Finish)	

FLOORING (HARDWOOD AND CARPET)

		UPGRADE
Hardwood Flooring - Option C - Foyer + Closet / Kit		
Hardwood Flooring - Option C - Living / Dining		
Entry (Flooring)	UPGRADE OPTION C-Hardwood Floor (W- Tabaek Walnut Natural 4" Width)	
Kitchen (Flooring)	UPGRADE OPTION C-Hardwood Floor (W- Tabaek Walnut Natural 4" Width)	
Living Room/Dining Room (Flooring)	UPGRADE OPTION C-Hardwood Floor (W- Tabaek Walnut Natural 4" Width)	
Den (Flooring)	NEO (Wallaby Cream 17193. Papilio)	



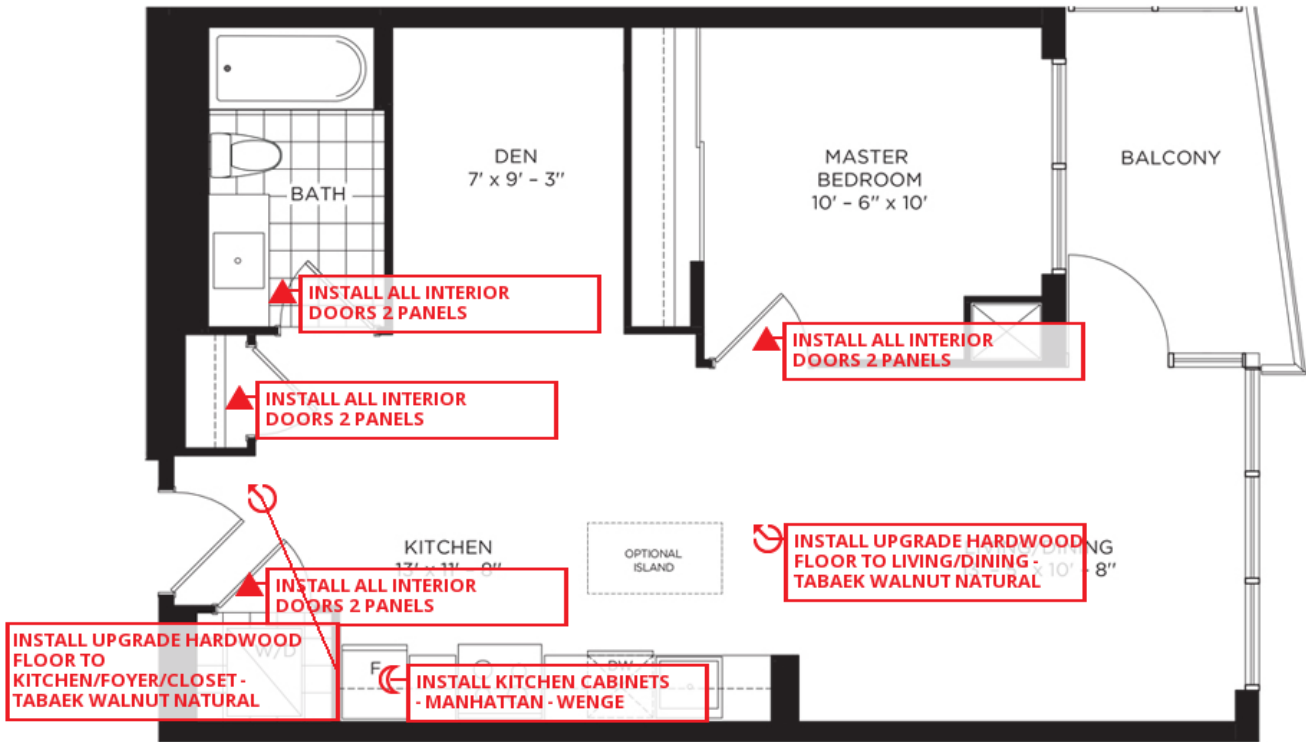
HOME SELECTIONS & UPGRADES SUMMARY

Master Bedroom (Flooring)	NEO (Wallaby Cream 17193. Papilio)	
---------------------------	------------------------------------	--

EXTRAS

		UPGRADE
Interior Door 2 Panel - Option 1	Quantity: 4	
Option 1 - Open Roll Roller Shades		
Option 1 - Open Roll Roller Shades - Master Bedroom - Canvas		
Option 1 - Open Roll Roller Shades - Dining/Living - Pearl		

Suite: 2501, Level: 25 - Lush



MAIN LEVEL