

Construction Scheme

Suite: 3507, Level: 35 - Blanc

STANDARD SUITE FINISHES (SEE UPGRADE SUMMARY FOR EXTRAS)

CERAMICS

		UPGRADE
Tile in Kitchen		*
Floor Tile (Main Bath)	FAB (Concrete. Col: White. Matte Finish. 12" x 24")	
Wall Field Tile (Main Bath)	FAB (Colours & Dimensions. Arctic White. Matte Finish. 4" x 16")	
Accent Tile (Main Bath)	FAB (Colours & Dimensions. Dark Taupe. Matte Finish. 4" x 16")	
Floor Tile (Ensuite Bath)	FAB (Concrete. Col: White. Matte Finish. 12" x 24")	
Wall Field Tile (Ensuite Bath)	FAB (Colours & Dimensions. Arctic White. Matte Finish. 8" x 20")	
Accent Tile (Ensuite Bath)	FAB (Marble Mosaic, Sliver Shadow 1"x2")	

CABINETRY


		UPGRADE
Cabinets (Kitchen)	FAB (Vermont. Thermofoil. Colour: Mission White)	
Vanity Cabinet (Main Bath)	FAB (Vermount Thermofoil. Mission White. Shaker Panel)	
Vanity Cabinet (Ensuite Bath)	FAB (Vermount Thermofoil. Mission White. Shaker Panel)	

COUNTERTOPS AND BACKSPLASH






		UPGRADE
Backsplash (Kitchen)	FAB (Cristallo Glass Mosaic. Grey. 1"x2")	
Kitchen Countertop (Kitchen)	FAB (Blizzard. Quartz)	
Countertop (Main Bath)	FAB (Brown Prominence. Marble. Polished Finish)	
Countertop (Ensuite Bath)	FAB (Brown Prominence. Marble. Polished Finish)	

FLOORING (HARDWOOD AND CARPET)

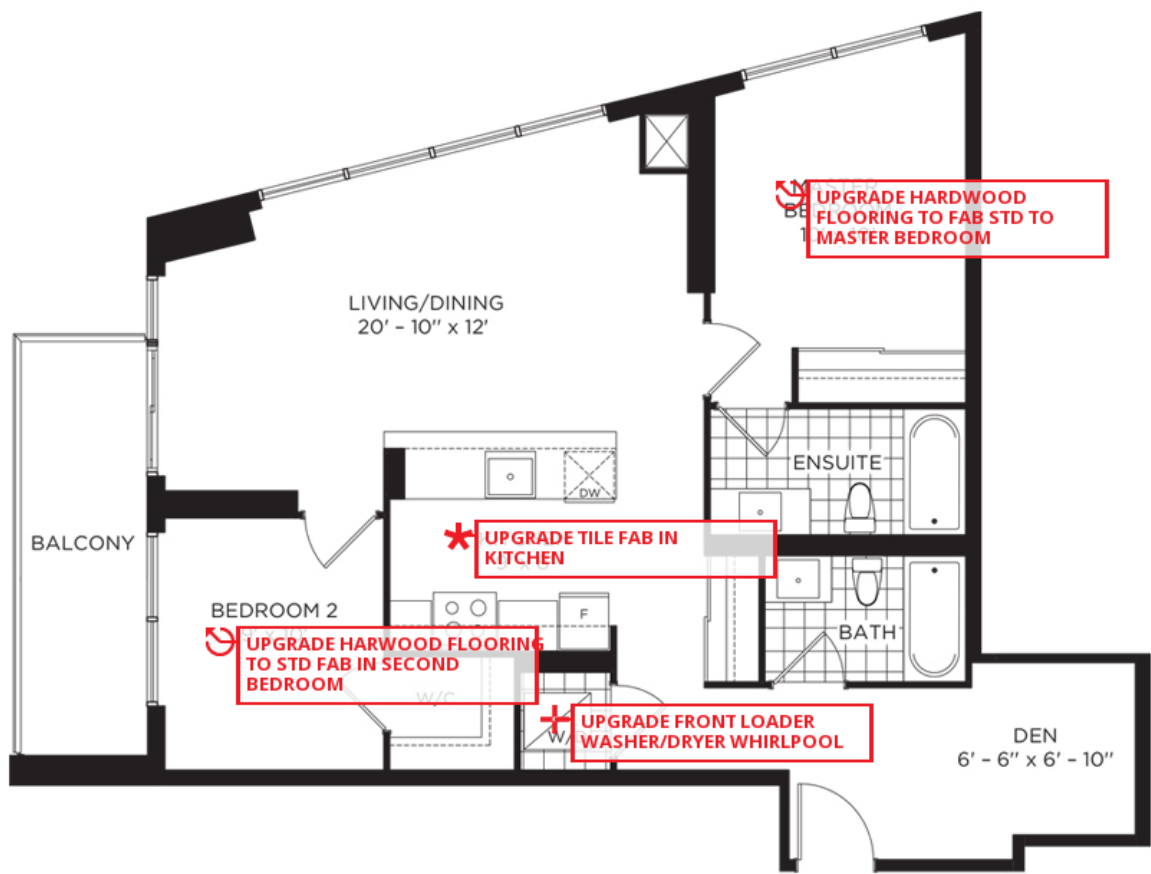
		UPGRADE
Hardwood Flooring - Standard - 2nd Bedroom		↺

Hardwood Flooring - Standard - Master Bedroom		
Entry (Flooring)	FAB (Solo-3 Layer Engineered Wood Floor. White Oak. Graphite. 1/2X4X1/4")	
Kitchen (Flooring)	FAB (Concrete. Col: White. Matte Finish. 12"X24")	
Living Room/Dining Room (Flooring)	FAB (Solo-3 Layer Engineered Wood Floor. White Oak. Graphite. 1/2X4X1/4")	
Den (Flooring)	FAB (Solo-3 Layer Engineered Wood Floor. White Oak. Graphite. 1/2X4X1/4")	
Master Bedroom (Flooring)	FAB (Solo-3 Layer Engineered Wood Floor. White Oak. Graphite. 1/2X4X1/4")	
2nd Bedroom (Flooring)	FAB (Solo-3 Layer Engineered Wood Floor. White Oak. Graphite. 1/2X4X1/4")	

EXTRAS

		UPGRADE
Front Loader Washer and Dryer - Whirlpool Duet 2014 (In Lieu of Standard)		
Option 1 - Open Roll Roller Shades		
Option 1 - Open Roll Roller Shades - Master Bedroom - Canvas		
Option 1 - Open Roll Roller Shades - 2nd Bedroom - Canvas		
Option 1 - Open Roll Roller Shades - Dining/Living - Pearl		

Suite: 3507, Level: 35 - Blanc



MAIN LEVEL