

Construction Scheme
Suite: 212, Level: 2 - Style Eb

STANDARD SUITE FINISHES (SEE UPGRADE SUMMARY FOR EXTRAS)

CERAMICS

		UPGRADE
Floor Tile (Main Bath)	NEO (Concrete. Col: Light Taupe. Matte Finish. 12" x 24")	
Wall Field Tile (Main Bath)	NEO (Colours & Dimensions. Arctic White. Matte Finish. 4" x 16")	
Accent Tile (Main Bath)	NEO (Colours & Dimensions. Sand Beige. Sand Beige. 4" x 16")	



CABINETRY

		UPGRADE
Cabinets (Kitchen)	NEO (Como. Nero. Flat Panel)	
Vanity Cabinet (Main Bath)	NEO (Como. Nero. Flat Panel)	


COUNTERTOPS AND BACKSPLASH

		UPGRADE
Backsplash (Kitchen)	NEO (Cristallo Glass Mosaic. Ivory. 1"x2")	
Kitchen Countertop (Kitchen)	NEO (Beige Marfil. Quartz)	
Countertop (Main Bath)	NEO (Boticino Fiorito. Marble. Polished Finish)	

FLOORING (HARDWOOD AND CARPET)

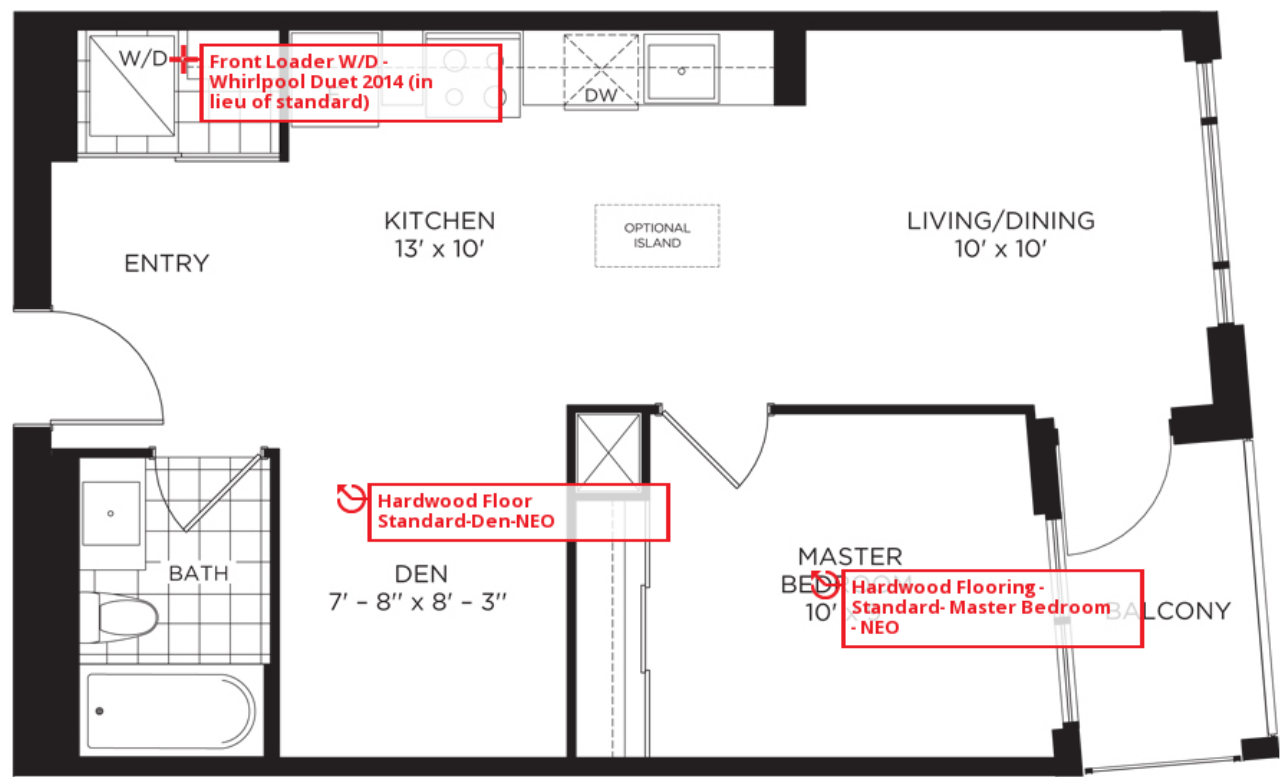
		UPGRADE
Hardwood Flooring - Standard - Den		
Hardwood Flooring - Standard - Bedroom		
Entry (Flooring)	NEO (Country White – Custom Frank Stain. 1/2X4-1/4")	
Kitchen (Flooring)	NEO (Country White – Custom Frank Stain. 1/2X4-1/4")	
Living Room/Dining Room (Flooring)	NEO (Country White – Custom Frank Stain. 1/2X4-1/4")	
Den (Flooring)	NEO (Country White – Custom Frank Stain. 1/2X4-1/4")	
Master Bedroom (Flooring)	NEO (Country White – Custom Frank Stain. 1/2X4-1/4")	

EXTRAS

		UPGRADE
Front Loader Washer and Dryer - Whirlpool Duet 2014 (In Lieu of Standard)		

Option 1 - Open Roll Roller Shades		
Option 1 - Open Roll Roller Shades - Master Bedroom - Canvas		
Option 1 - Open Roll Roller Shades - Dining/Living - Pearl		

Suite: 212, Level: 2 - Style Eb



MAIN LEVEL