


Construction Scheme


Suite: 710, Level: 7 - Style P

STANDARD SUITE FINISHES (SEE UPGRADE SUMMARY FOR EXTRAS)


CERAMICS

		UPGRADE
Ceiling Tile - Main Bath Tub Alcove(FAB)		
Floor Tile (Main Bath)	FAB (Concrete. Col: White. Matte Finish. 12" x 24")	
Wall Field Tile (Main Bath)	FAB (Colours & Dimensions. Arctic White. Matte Finish. 4" x 16")	
Accent Tile (Main Bath)	FAB (Colours & Dimensions. Dark Taupe. Matte Finish. 4" x 16")	
Ceiling Tile (Main Bath)	FAB (Colour & Dimension. Artic White. Matte Finish. 4" X 16")	



CABINETRY

		UPGRADE
Cabinet Upgrade - SOHO WHITE (Kitchen Only)		
Cabinets (Kitchen)	Cabinet UPGRADE #1 (SOHO WHITE)	
Vanity Cabinet (Main Bath)	FAB (Vermont Thermofoil. Mission White. Shaker Panel)	

COUNTERTOPS AND BACKSPLASH


		UPGRADE
Granite Countertop - Option 5 - White Torronchino. Polished		
Backsplash (Kitchen)	FAB (Cristallo Glass Mosaic. Grey. 1"x2")	
Kitchen Countertop (Kitchen)	UPGRADE # 5 Granite Kitchen Countertop - Option 5 (White Torronchino. Polished)	
Countertop (Main Bath)	FAB (Brown Prominence. Marble. Polished Finish)	

FLOORING (HARDWOOD AND CARPET)

		UPGRADE
Hardwood Flooring - Standard - Den		
Hardwood Flooring - Standard - Master Bedroom		
Entry (Flooring)	FAB (Solo-3 Layer Engineered Wood Floor. White Oak. Graphite. 1/2X4X1/4")	
Kitchen (Flooring)	FAB (Solo-3 Layer Engineered Wood Floor. White Oak. Graphite. 1/2X4X1/4")	

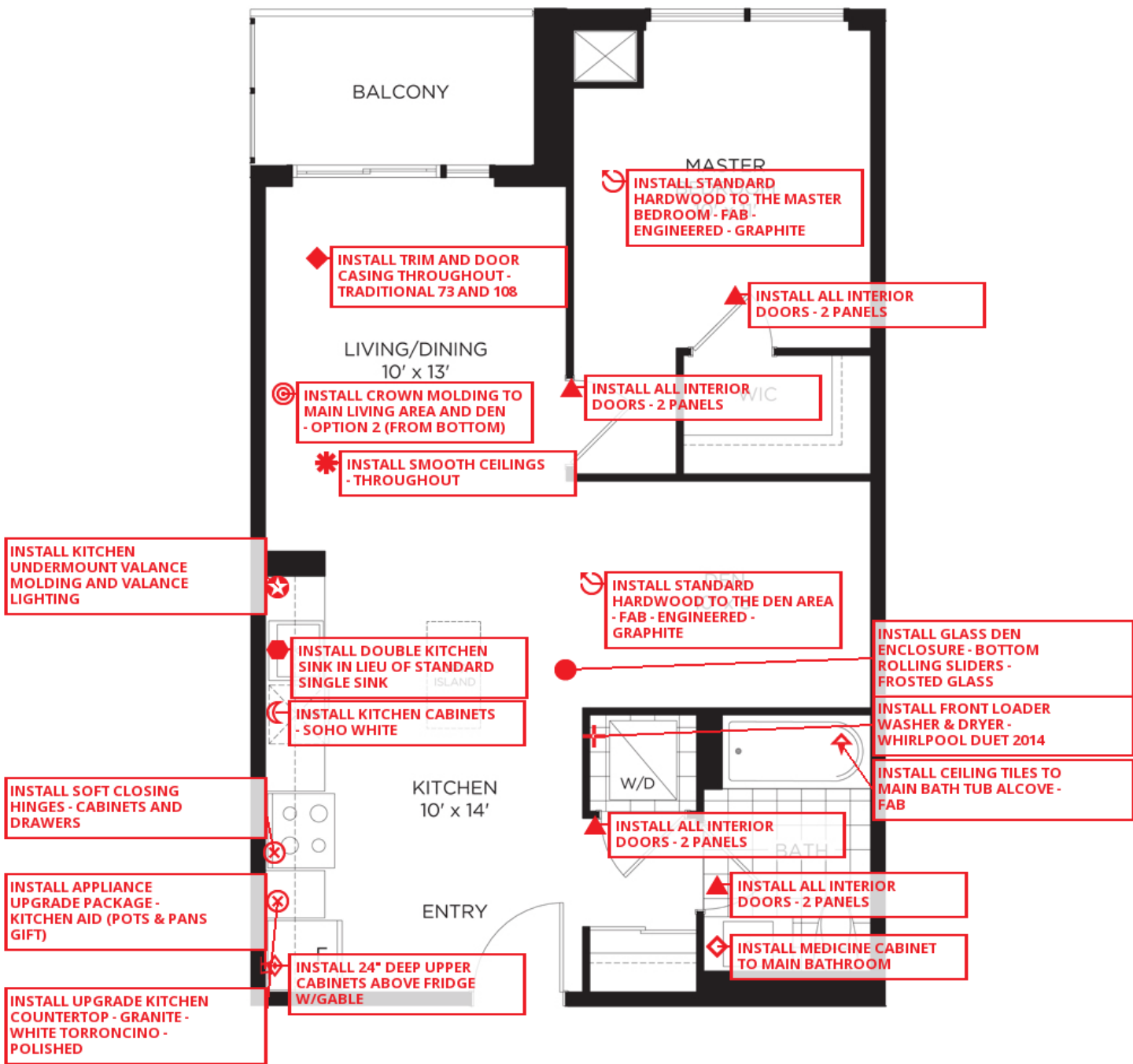
Living Room/Dining Room (Flooring)	FAB (Solo-3 Layer Engineered Wood Floor. White Oak. Graphite. 1/2X4X1/4")	
Den (Flooring)	FAB (Solo-3 Layer Engineered Wood Floor. White Oak. Graphite. 1/2X4X1/4")	
Master Bedroom (Flooring)	FAB (Solo-3 Layer Engineered Wood Floor. White Oak. Graphite. 1/2X4X1/4")	

EXTRAS

		UPGRADE
Smooth Ceiling - Throughout		
Crown Moulding with Den - Option 2 - Main Living Area		
Trim and Door Casings - Traditional 73 and 108		
Interior Door 2 Panel - Option 1	Quantity: 4	
Den Enclosures - Bottom Rolling Slider - 3 Sliders - 3 Meter Straight Opening - Frosted Glass		
Sink - Option 1 (KHD2920B) (In Lieu Of Standard)		
Soft Closing Hinges - Cabinets and Drawers		
24" Deep Upper Cabinet Above Fridge with a 5/8" Fridge Gable		
Valence Lighting		
Main Bath - Medicine Cabinet		
Appliance Upgrade Package - Option 1 (Kitchen Aid) - Pots & Pans Gift with Upgrade		
Front Loader Washer and Dryer - Whirlpool Duet 2014 (In Lieu of Standard)		
Option 1 - Open Roll Roller Shades		

Option 1 - Open Roll Roller Shades - Master Bedroom - Canvas		
Option 1 - Open Roll Roller Shades - Dining/Living - Pearl		

Suite: 710, Level: 7 - Style P



MAIN LEVEL