



CONSTRUCTION SUMMARY

TH 34 Block 17 - 1 - Bedford 1 Elev A

Extras at Time of Sale

GRANITE KITCHEN COUNTER TOP AND UNDERMOUNT SINK

Worksheet    Note:

ELECTRICAL

Inv.**606**                    **1 - CEILING OUTLET - ON NEW SWITCH - EXTRA INTERIOR CEILING OUTLET ROUGH IN NO  
FIXTURE ON NEW SWITCH - CENTERED ABOVE BREAKFAST BAR -AS PER SKETCH**

Line**5911**                    Note:

3Feb16 / 3Jun16

Inv.**606**                    **1 - 200 AMP SERVICE - UPGRADE TO**

Line**5910**                    Note:

3Feb16 / 3Jun16

HARDWOOD FLOORING

Inv.**606**                    **1 - HARDWOOD FLOORING - STANDARD SERIES - 2 1/4 MERCIER SOLID OAK - LANDING**

Line**5909**                    Note:

3Feb16 / 3Jun16

HEATING AND AIR CONDITIONING

Inv.**606**                    **1 - GAS LINE - ROUGH IN GAS LINE - FOR RUTURE FIREPLACE IN GREAT ROOM - AS PER  
SKETCH**

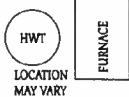
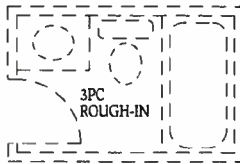
Line**5912**                    Note:

3Feb16 / 3Jun16

UNFINISHED  
BASEMENT

TH 34 BIK 17

No changes  
made

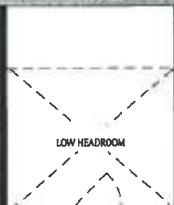


LOW HEADROOM  
IF REQUIRED

UNEXCAVATED

OPT.  
COLD CELLAR

BASEMENT  
ELEV. A



UNEXCAVATED

OPT.  
COLD CELLAR

BASEMENT  
ELEV. B



PATIO DOOR

GREAT ROOM

17'2"x12'0"

TH 34 BIK 17

← gas line.

ceiling outlet  
on new switch.

OPT. COFFERED CEILING

FLUSH BREAKFAST BAR

BREAKFAST

9'0"x9'0"

DW

KITCHEN

8'2"x12'10"

L.W.

DN

F

MUD

DN IF REQ'D.

DOORS WHERE  
GRADE PERMITS

OTA

UP

PWD

DN

SUNKEN  
FOYER

GARAGE  
10'0"x2

PORCH

GROUND FLOOR

2-1661 SQ.FT.

MASTER BEDROOM  
12'0"x14'6"

TH34 BIKI7

No changes  
made.

OVAL TUB

ENSUITE

WIC

LINEN

LAUNDRY

D

W

T

OTB

DN

BATH

BEDROOM 2  
9'6"x11'0"

BEDROOM 3  
9'0"(8'4")x10'6"

SECOND FLOOR  
ELEV A

MASTER BEDROOM  
12'0"x14'6"

OVAL TUB

BEDROOM 3  
9'0"(8'4")x10'6"

BEDROOM 2  
9'6"x11'0"

GE  
0'3"