









## LEGEND

-  TOWNHOMES
-  SEMI-DETACHED
-  38' DETACHED
-  42' DETACHED
-  PHASE 1 (82 UNITS)
-  PHASE 2 (77 UNITS)
-  PHASE 3 (48 UNITS)
-  PHASE 4 (50 UNITS)

253 UNITS TOTAL



STRENGTH IN EXPERIENCE