

GOEMANS APPLIANCES

Expect More. Get More.

APPLIANCE SPECIFICATIONS



PROJECT PARTNER:
Bill To: 6472198765

SHIP TO:
Ship To: 6472198765

STRONG, RIMA & DARREN
42 TIBERINI WAY BLOCK 159 - UNIT 8
BRADFORD, ON L3Z 4K3

REMINDER:

To ensure a smooth project it is the responsibility of the homeowner / purchaser of appliances to share all the attached specifications with their cabinet provider, contractor, or any other tradesperson so they have the information required to complete their work accurately. Product specifications are for planning purposes only and are subject to change without notice. Refer to installation instructions shipped with the product before cutting cabinets, counters, panels, etc.

Goemans Appliances assumes no liability for product specifications.

Ship To: 6472198765

Bill To: 6472198765

STRONG, RIMA & DARREN
42 TIBERINI WAY BLOCK 159 - UNIT 8
BRADFORD, ON L3Z 4K3

<i>Models</i>	<i>Pages</i>
JCGSS66SELSS GE Range	3-4
GFE26JYMFS GE Refrigeration	5-6



Goemans Appliances

goemans.com

JASON NG

9052641771

Document **HB00023157-3-1**

Version 1.1

Mon, Jan 18, 2021

8:01 PM EST



steelcod.com/sp/goem/A1GZJDYL

Note about page numbers:

Because the original manufacturer's documents are not altered in any way, the page numbers displayed on the page may not correspond to the page number within this package.

All specifications are intended for initial planning purposes only.

Manufacturers reserve the right to change specifications at any time without notice. Always consult the installation instructions found on the manufacturer's website or included with the appliances before installation.

JCGSS66SELSS



GE APPLIANCES

Slide-In Front Control, Premium Stainless Steel
Appearance, 5.4 Cu. Ft. Steam Clean

www.geappliances.ca



Color Stainless Steel

Dimensions

Overall Depth (in.)	29.3
Overall Height (in.)	37.2
Overall Width (in.)	29.9

16,000 BTU (Nat, LP)	Yes
Audible pre-heat signal	Yes
Auto Oven Shut-Off	With Override
Burner - Centre Oval	10,000 BTU
Burner - Left Front	15,000 BTU
Burner - Left Rear	5,000 BTU Precise Simmer
Burner - Right Front	15,000 BTU
Burner - Right Rear	9,500 BTU
Burner Type	Sealed
C° or F° Programmable	Yes
Certified Sabbath Mode	Yes
Control Lock Capability	Yes
Control Type	Digital
Control Type	Electronic Touch
Conversion Kit	Yes, Included - Nat. Gas to LP
Cooktop Grates	Cast-Iron; Porcelainized
Cooktop Type	Edge-to-Edge
Drawer System, Bake/Warm/Storage	Storage
Electronic Clock & Timer	Yes
Fuel Type	Gas
Griddle	Integrated Non-Stick
Ignition System	Electronic
Oven Interior	Manual Clean
Oven On	1
Oven Rack Positions	6
Oven Shelves	2 Flat Racks
Oven Type.	Steam Clean
Temperature Display	Yes
Type of Shelves	Heavy Duty

Product dimension, cutout and installation specifications are provided for planning purposes only. Before installing any product, be sure to verify cutout dimensions and electrical/gas connections with the installation

® Registered trademark/TM Trademark of GE Appliances a HAIER company. © MC Commercial Inc. All Rights Reserved.

All other trademarks are owned by their respective companies.

Because GE Appliances policy includes a continuous commitment to improve our products, we reserve the right to change materials and specifications without notice. We also reserve the right to discontinue or transition products without notice.

DIMENSIONS AND CLEARANCES

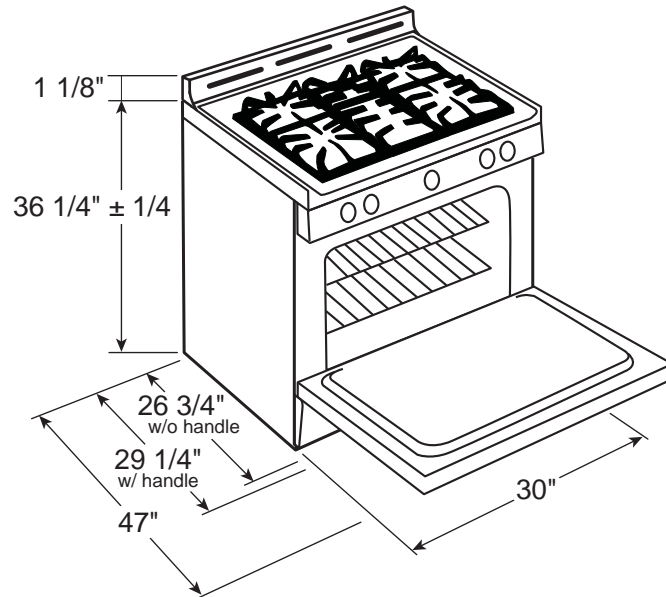
Provide adequate clearances between the range and adjacent combustible surfaces. These dimensions must be met for safe use of your range.

Allow 30" (76.2 cm) minimum clearance between burners and bottom of unprotected wood or metal cabinet, or allow a 24" (61 cm) minimum when bottom of wood or metal cabinet is protected by no less than 1/4" (6.4 mm) thick

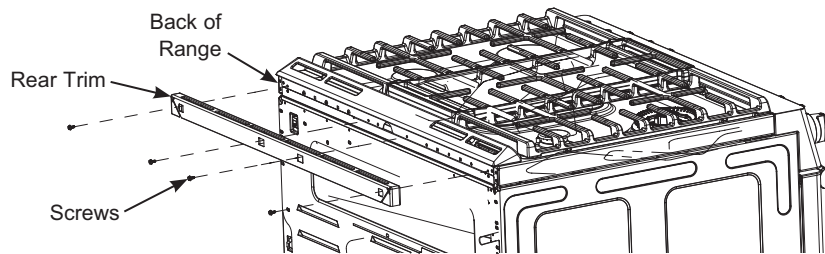
flame-retardant millboard covered with no less than No. 28 MSG sheet metal (.015" [.38 mm] thick), .015" (.38 mm) thick stainless steel, .025" (0.64 mm) aluminum or .020" (0.5 mm) copper.

Installation of a listed microwave oven or cooking appliance over the cooktop shall conform to the installation instructions packed with that appliance.

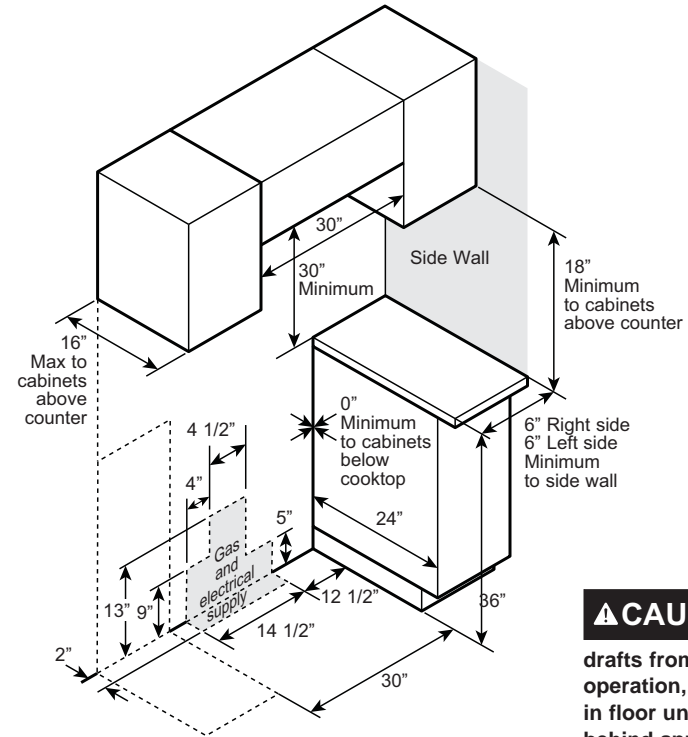
For island installation, maintain 2-1/2" minimum from cutout to back edge of countertop and 3" minimum from cutout to side edges of countertop.



For all installations, install the required rear trim to back of range with 4 screws provided.



DIMENSIONS AND CLEARANCES (CONT.) GAS PIPE AND ELECTRICAL OUTLET LOCATIONS



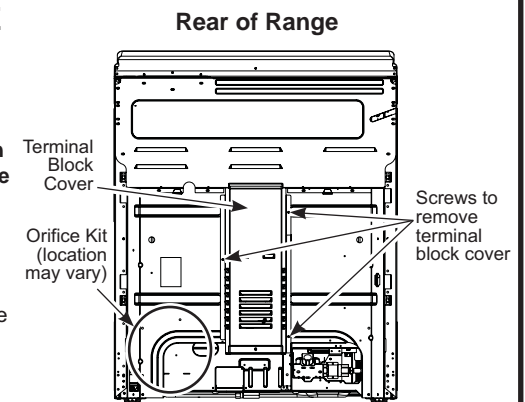
CAUTION To prevent drafts from affecting burner operation, seal all openings in floor under appliance and behind appliance wall.

CONVERTING TO PROPANE GAS (OR CONVERTING BACK TO NATURAL GAS FROM PROPANE)

This range leaves the factory set for use with natural gas. If you want to convert to propane gas, the conversion must be performed by a qualified propane gas installer.

The conversion orifices and instructions can be found on back of the range.

Keep these instructions and all orifices in case you want to convert back to natural gas.



INSTALLATION AT HIGH ALTITUDE

Over 6000ft, product configured for natural gas or propane requires installation of kit (WB28X29254 for natural gas and WB28X29254 for propane gas). Follow the instructions included with the kit.



GE APPLIANCES
a Haier company



Model#: GFE26JYMFS

**GE® ENERGY STAR® 25.6 Cu. Ft.
French-Door Refrigerator**

Approx Dimensions (HxDxW):
69 7/8 in X 35 7/8 in X 35 3/4 in

- Fingerprint resistant stainless - Easily wipe away smudges and fingerprints for a look that's always sparkling clean
- 25.6 cu. ft. capacity - Easily store large or bulk food items with three full-width shelves and large capacity
- Space-saving icemaker - Located on the door with integrated bins to create more usable storage space
- LED lighting - Find exactly what you've been looking for under crisp, clear lighting
- External controls with actual temperature display, child lock and door alarm - Eliminates the guesswork in setting refrigerator temperatures; conveniently displayed on the dispenser
- Spill-proof shelves - A variety of shelf configurations provide additional options for food storage
- Two humidity-controlled drawers and full-width drawer - Create the right environment for keeping fruits and vegetables fresh, while easily storing wider items like a party platter or a sheet cake

Warranty Information:

- Parts Warranty : Limited 1-year entire appliance
- Labor Warranty : Limited 1-year entire appliance
- Warranty Notes : See written warranty for full details

Also Available in:

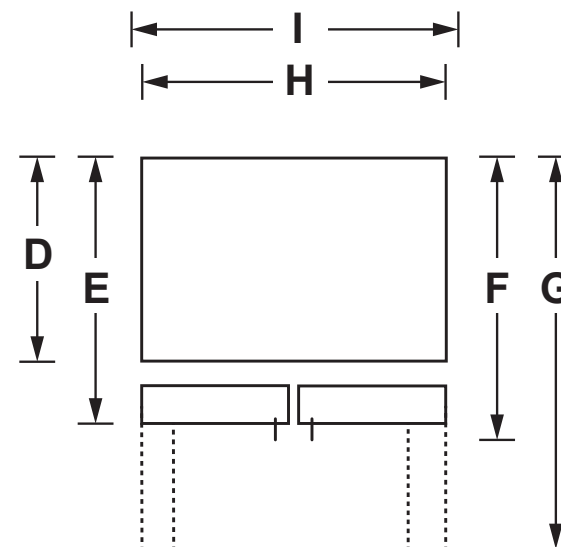

GFE26JBMTS - Black Stainless
GFE26JEMDS - Black Slate
GFE26JMMES - Slate
GFE26JGMBB - Black
GFE26JGMWW - White

GFE26JBM/JEM/JMM/JSM/JGM/JYM

GE® ENERGY STAR® 25.6 Cu. Ft. French-Door Refrigerator

DIMENSIONS AND INSTALLATION INFORMATION (IN INCHES)

OVERALL DIMENSIONS	Height to top of door - crown or flat (in.) A	69-7/8
	Height to top of hinge (in.) B	69-3/4
	Height to top of case (in.) C	68-5/8
	Case depth without door (in.) D	29
	Case depth less door handle (in.) E	33-3/8
	Case depth with door handle (in.) F	35-7/8
	Depth with fresh food door open 90° (in.) G	48-3/8
	Width (in.) H	35-3/4
	Width with door open 90° inc. door handle (in.) I	43-3/4
AIR CLEARANCES	Each side (in.)	1/8
	Top (in.)	1
	Back (in.)	2



For answers to your Monogram, GE Café™ Series, GE Profile™ Series or GE Appliances product questions, visit our website at geappliances.com or call GE Answer Center® Service, 800.626.2000.



Listed by
Underwriters
Laboratories



As an ENERGY STAR® partner, GE has determined that this product meets the ENERGY STAR guidelines for energy efficiency.

Specification Revised 01/20