

GOEMANS APPLIANCES

Expect More. Get More.

APPLIANCE SPECIFICATIONS



PROJECT PARTNER:
Bill To: 4168778487

SHIP TO:
Ship To: 4168778487

OUSIB, LINDA
5 WESTLAKE CRESCENT BLOCK 160 - UNIT 3
BRADFORD, ON L3Z 4K3

REMINDER:

To ensure a smooth project it is the responsibility of the homeowner / purchaser of appliances to share all the attached specifications with their cabinet provider, contractor, or any other tradesperson so they have the information required to complete their work accurately. Product specifications are for planning purposes only and are subject to change without notice. Refer to installation instructions shipped with the product before cutting cabinets, counters, panels, etc.

Goemans Appliances assumes no liability for product specifications.

Ship To: 4168778487

Bill To: 4168778487

OUSIB, LINDA

5 WESTLAKE CRESCENT BLOCK 160 - UNIT 3

BRADFORD, ON L3Z 4K3

| <i>Models</i> | <i>Pages</i> |
|--|--------------|
| RF23R6201SR/AA Samsung Refrigeration | 3-4 |
| NE59R6631SS/AC Samsung Range | 5-6 |



Goemans Appliances

goemans.com

JASON NG

9052641771

Document **HB00023157-19-1**

Version 1.1

Thu, Mar 18, 2021

5:36 PM EDT



enterprise.steelcod.com/sp/goem/GLNU0NN
D

Note about page numbers:

Because the original manufacturer's documents are not altered in any way, the page numbers displayed on the page may not correspond to the page number within this package.

All specifications are intended for initial planning purposes only.

Manufacturers reserve the right to change specifications at any time without notice. Always consult the installation instructions found on the manufacturer's website or included with the appliances before installation.

RF23R6201SR

SAMSUNG

23 cu. ft. Counter-Depth, 3-Door French Door Refrigerator
with CoolSelect Pantry™



Signature Features

Twin Cooling Plus®

- Independent fridge and freezer controls keep food fresher longer.

CoolSelect Pantry™

- Full-width drawer with three temperature control settings to chill or defrost food to ideal temperatures.

Ice Max

- Large capacity, stores up to 2.7 lbs of ice.

Counter Depth

- Offers a premium, built-in look.

Fingerprint Resistant Finish

- A special finish to reduce smudges and minimize cleaning.

Available Colors



CoolSelect Pantry™ with
Temperature Control



Ice Max

Convenience

- CoolSelect Pantry™ with Temperature Control and Pantry Divider
- Wi-Fi and Bixby Enabled
- Adjustable Shelves for Tall Oversized Items
- Auto Pull-Out Upper Freezer Drawer
- Water Filter Indicator

Design

- Counter Depth
- Fingerprint Resistant Finish
- Premium External Filtered Water and Ice Dispenser with Light
- High Efficiency LED Lighting
- Accessibility (ADA Compliant)
- EZ-Open Handle™ on Freezer Door
- Tempered Glass Spill-Proof Shelves
- Gallon Door Bins

Performance

- Twin Cooling Plus®
- Ice Max - Stores up to 2.7 lbs of Ice
- ENERGY STAR® Compliant
- Two Humidity-Controlled Crispers
- Power Freeze and Power Cool Options
- CoolTight Door
- Door Alarm

Rating



ENERGY STAR® rated:
699 kWh/yr

RF23R6201SR

SAMSUNG

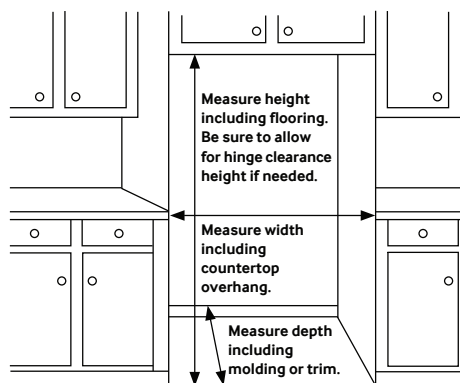
23 cu. ft. Counter-Depth, 3-Door French Door Refrigerator with CoolSelect Pantry™

Installation Specifications

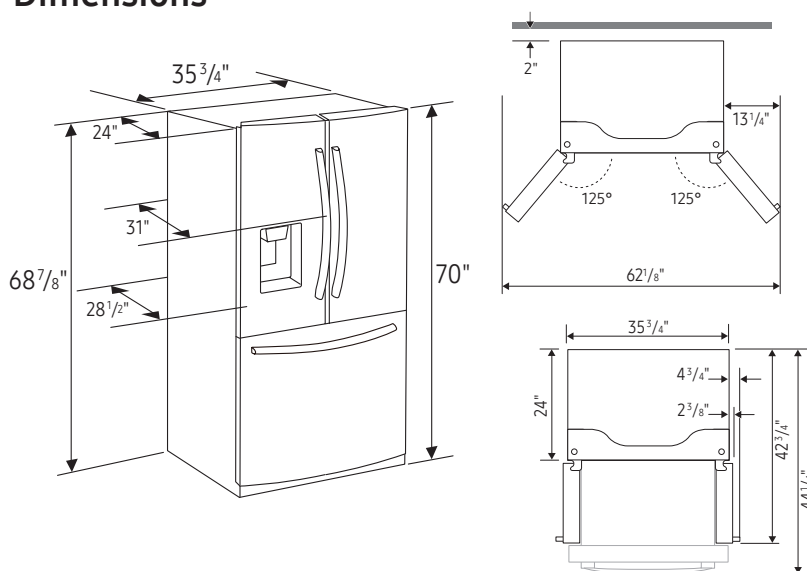
1. Measure the height, width and depth of the opening, making sure to include baseboards, molding tile, countertop overhang, etc. Check to be sure there is enough room to open the door (consider walls, islands or other obstacles when measuring).
2. Refer to illustration below to determine dimensions.
3. Allow 2.5" of clearance on hinge side of refrigerator when installing next to a wall where handle may make contact.
4. Allow 1" minimum clearance at rear for proper air circulation and water/electrical connections. Allow a 3/8" minimum clearance at sides and top for ease of installation.
5. Ensure each door and entryway in the home is wide enough for the refrigerator to be moved through easily.

For optimal usage and to be able to open refrigerator doors completely, do not install next to a wall.

Please note: The following dimension and cutout information is for planning purposes only. For complete installation details, consult manual packed with product, or download manual online at samsung.com.



Dimensions



Total Capacity: 22.6 cu. ft.

Refrigerator: 15.7 cu. ft.

- Premium External Filtered Water and Ice Dispenser
 - Crushed or Cubed Ice
- Ice Max
- CoolSelect Pantry™ with Temperature Control – Deli (41°C), Fresh (38°F) and Chilled (32°F) Options
- Pantry Divider
- 2 Humidity-Controlled Crispers
- 5 Tempered Glass Spill-Proof Shelves:
 - 1 Slide-In
 - 1 Slide-Out
 - 1 Foldable Half
 - 2 Fixed
- 6 Clear Door Bins
 - Right Door: 3 Gallon Bins
 - Left Door: 3 Regular Bins
- Adjustable Shelves for Tall Oversized Items
- High Efficiency Top LED Lighting

Freezer: 6.9 cu. ft.

- EZ-Open Handle™
- 2 Drawer Dividers
- High Efficiency LED Lighting

Accessories

Water Filter: HAF-QIN

Warranty

One (1) Year Parts and Labor on Refrigerator

Five (5) Years Parts and Labor on

Sealed Refrigeration System Only*

Ten (10) Years Parts and Five (5) Years

Labor on Digital Inverter Compressor

*Compressor, evaporator, condenser, drier and connecting tubing.

Product Dimensions & Weight

Dimensions (WxHxD with hinges, handles and doors):

35 3/4" x 70" x 31"

Dimensions (WxHxD without hinges and door):

35 3/4" x 68 7/8" x 24"

Dimensions (WxHxD with hinge and door, no handle):

35 3/4" x 70" x 28 1/2"

Weight: 279 lbs

Shipping Dimensions & Weight (WxHxD)

Dimensions: 38 1/4" x 76" x 31 1/4"

Weight: 300 lbs

| Color | Model # | UPC Code |
|--|-------------|--------------|
| Fingerprint Resistant Stainless Steel | RF23R6201SR | 887276341286 |
| Fingerprint Resistant Black Stainless Steel | RF23R6201SG | 887276341279 |
| Fingerprint Resistant Tuscan Stainless Steel | RF23R6201DT | 887276341262 |
| White | RF23R6201WW | 887276341293 |

NE59R6631SS/AC



FreeStanding Electric Range

www.samsung.com/ca



Color Stainless Steel

Dimensions

| | |
|--------|-------|
| Width | 30" |
| Height | 46.5" |
| Depth | 28.4" |

Oven Capacity 5.9 cu.ft
Drawer Capacity 1.4 cu.ft
Self Clean | Steam Clean
Bread Proof
Favorite Cook
Keep Warm | Clock | Timer
Child Safety Lock
Hidden Bake Element
Interior Light (Position) 1 Incandescent 40W (Back)
Auto Oven Light
Light (Lamp) On/Off
Sound on/off
Setting (Clock System Option (12H/24H))
Delay Start
Sabbath Mode
Type Electric radiant (Triple 1; Dual 1; Single 2; Warming 1)
Heating Element 16"/9" - 3300W (Rapid Boil)
Heating Element 26" - 1200W
Heating Element 36"/9"/12" - 3000W
Heating Element 46" - 1200W
Heating Element 5 Warm Zone
Hot Surface Indicator
Convection True convection
Bake (Single) 175°F (80°C) - 550°F (285°C)
Variable Broil (Low-High) (Single) Low - High
Convection Bake (Single) 175°F (80°C) - 550°F (285°C)
Convection Roast (Single) 175°F (80°C) - 550°F (285°C)
Bake Element 3,000W
Broil Element 4,200W
Convection Heater Element 800W
Storage Drawer

Product dimension, cutout and installation specifications are provided for planning purposes only. Before installing any product, be sure to verify cutout dimensions and electrical/gas connections with the installation

®Registered trademark/TM Trademark of Samsung Electronics Canada Inc. © Samsung Electronics Canada Inc. All Rights Reserved.

All other trademarks are owned by their respective companies.

Because Samsung Electronics Canada Inc. policy includes a continuous commitment to improve our products, we reserve the right to change materials and specifications without notice. We also reserve the right to discontinue or transition products without notice.

CHECKING THE INSTALLATION SITE

Clearances and dimensions

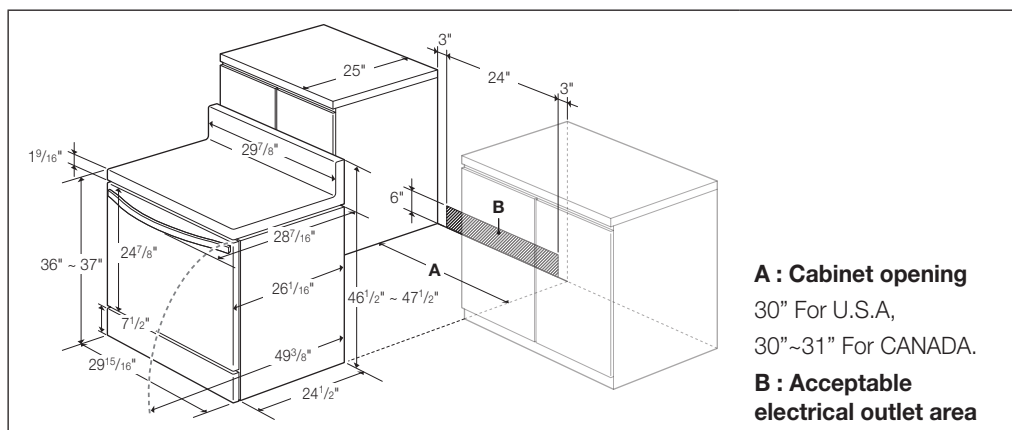
To install the range, refer to the following figure.

For installation in CANADA, a Free-standing range is not to be installed closer than 12mm from any adjacent surface.



CAUTION

This range has been designed to comply with the maximum allowable wood cabinet temperatures of 194°F. Make sure the wall covering, countertops and cabinets around the range can withstand the heat (up to 194°F) generated by the range. If not, discoloration, delamination or melting may occur.

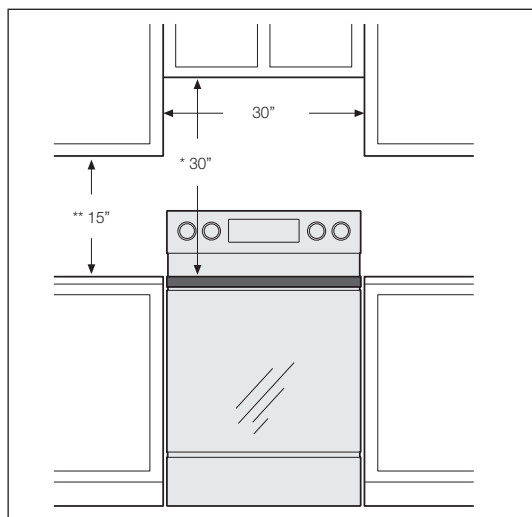


Minimum dimensions



IMPORTANT

To eliminate the risk of burns or fire caused by reaching over heated surface units, cabinet storage space located above the surface units should be avoided. If cabinet storage is to be provided, the risk can be reduced by installing a range hood that projects horizontally a minimum of 5" beyond the bottom of the cabinets.



- * 30" minimum clearance between the top of the cooking surface and the bottom of an unprotected wood or metal cabinet; or 24" minimum when the bottom of the wood or metal cabinet is protected by not less than 1/4" flame retardant millboard covered with not less than no.28 MSG sheet steel, 0.015" stainless steel, 0.024" aluminum or 0.020" copper.
- ** 15" minimum between the countertop and the adjacent cabinet bottom.