



<div></div> <div>CONSTRUCTION SUMMARY</div> <div>Cedar Ridge - Townsgate Homes Inc.</div>					
PURCHASERS: Wendy Yu-Kam Yu and Robert Wai-Seng Lee					TEL: RES.: 905-534-1399
LOT NUMBER	PHASE	HOUSE TYPE	REG. PLAN #	CLOSING DATE	
16A	1	Cedar Ridge 5 Elev B		27-May-15	
INV#	QTY	EXTRA / CHANGE			
Offer Workshee	GRANITE KITCHEN COUNTER TOP (FROM BUILDERS STANDARD SAMPLES) Note: See Counter Top				
Offer Workshee	CENTRAL AIR CONDITIONER (FROM BUILDERS STANDARD SAMPLES) Note: See HVAC				
Offer Workshee	3 PC ROUGH-IN FOR FUTURE 3 PC BATH IN BASEMENT (AS PER PLAN) Note: See Construction & Plumbing				
Offer Workshee	GARAGE DOOR TO HOUSE (WHERE GRADE PERMITS) (AS PER PLAN) Note: See Construction				
Offer Workshee	see modification as per schedule B-1 (2 pages) Note: See sketch 2nd floor				
Offer Workshee	Remove his walk-in closet and close door and relocate laundry room to basement as per schedule B-1. Finish room with standard carpet with 48 inch window. Note: See Construction				
Offer Workshee	2 1/4 INCH x 3/4 INCH NATURAL OAK HARDWOOD FLOORING IN FAMILY ROOM - AS PER PLAN (FROM BUILDERS STANDARD SAMPLES) Note: See Wood Flooring				


<div><div></div><div><div>CONSTRUCTION SUMMARY</div><div>Cedar Ridge - Townsgate Homes Inc.</div></div></div> <div><div>PURCHASERS: Wendy Yu-Kam Yu and Robert Wai-Seng Lee</div><div>TEL: RES.: 905-534-1399</div></div>					
LOT NUMBER	PHASE	HOUSE TYPE	REG. PLAN #	CLOSING DATE	
16A	1	Cedar Ridge 5 Elev B		27-May-15	
INV#	QTY	EXTRA / CHANGE			

Cabinetry

348 01Jun15	1 - Cabinetry - Kitchen - Upgrade 1 NoteUpgrade 1
348 01Jun15	1 - Cabinetry - Opt Pantry - Upgrade 1 NoteUpgrade 1
348 01Jun15	1 - Cabinetry Extended Uppers - Kitchen - Upgrade 1 NoteUpgrade 1
348 01Jun15	1 - Cabinetry Extended Uppers - Pantry - Upgrade 1 NoteUpgrade 1
348 01Jun15	1 - Light Valance Board - Matching - Electrical Not Included NoteDRMS
412 13Jul15	1 - Credit std. kitchen countertop - granite by other Note:
534 23Feb16	1 - Walloven - Installation to be Flush. Trim kit specs are required Note:
534 23Feb16	1 - Walloven - To accommodate a Steam Oven - Leave the backing out of the area that the appliance is in and a 2" panel at the side wall and also the cabinet made shallower to allow for the channel in the back, the kick to be gooved out with the vent holes. Note:

Cabinetry Extras

348 01Jun15	1 - Cabinetry - Kitchen - Base Cabinetry - Folding Door - Upgrade 1 Note:
348 01Jun15	1 - Cabinetry - Kitchen - Base Cabinetry - Pot And Pan Three Drawer - Upgrade 1 NoteUnder the cook top. Top drawer will be fixed
348 01Jun15	1 - Cabinetry - Kitchen - Upper Cabinetry - Deep Taller Cabinet - Upgrade 1 Noteabove the fridge
348 01Jun15	1 - Cabinetry - Kitchen - Upper Cabinetry - Folding Door Corner - Upgrade 1 Note:
348 01Jun15	1 - Delete upper cabinet above the stove, opening to be 36" Note:
348 01Jun15	1 - Tall Wall Oven/Microwave Cabinet with pot drawer below NoteMust provide appliance specs and cut-out dimensions by June 22 2015
348 01Jun15	1 - Cabinetry - Kitchen - Base Cabinetry in the island - finished interior add toe kick on side of the cabinet add a dummy door. Note:

<div></div> <div>CONSTRUCTION SUMMARY Cedar Ridge - Townsgate Homes Inc.</div>					
PURCHASERS: Wendy Yu-Kam Yu and Robert Wai-Seng Lee				TEL: RES.: 905-534-1399	

LOT NUMBER	PHASE	HOUSE TYPE	REG. PLAN #	CLOSING DATE	
16A	1	Cedar Ridge 5 Elev B		27-May-15	
INV#	QTY	EXTRA / CHANGE			
534		2 - Kitchen - pot and pan below the walloven			
23Feb16		Note2 additional drawers under the walloven			

Carpet

412	1 - Credit std. carpet & pad on upper stairs, lower stair landing, Family Room, Living/dining room & main hall
13Jul15	Note:

Construction


412	1 - 3 piece rough-in for future bath in basement (as per plan)
13Jul15	Note:
412	1 - Optional garage to house Door (as per plan)
13Jul15	Note:
412	1 - REMOVE HIS WALK-IN CLOSET AND CLOSE DOOR AND RELOCATE LAUNDRY ROOM TO BASEMENT AS PER SKETCH. FINISH ROOM WITH STANDARD CARPET WITH 48" WIDE X 40" HIGH WINDOW.
13Jul15	Note:
412	1 - Shower Stall (approx. 30" x 60") in leiu of standard 5 foot tub - in Twin Ensuite
13Jul15	Note:
862	1 - Master Ensuite Shower - Delete walls to front & side to top of tub to accommodate frameless glass shower enclosure.
05Jan17	Note:

Counter Top

348	1 - Accommodate cook top in granite
01Jun15	Note:
348	1 - Granite - Standard - Kitchen Including Breakfast Bar
01Jun15	NoteStandard edge Undermount sink, single hole faucet
348	1 - Kitchen Granite - Breakfast Bar
01Jun15	Note:
348	1 - Drill an additional hole in the granite to accommodate a future water filter. Install on the Right back corner of the sink.
01Jun15	NoteSee sketch Must provide specs by June 22 2015

Electrical

348	1 - Receptacle on existing circuit
01Jun15	NoteKitchen- island. See sketch
348	1 - Kitchen- Rough-in valance lighting
01Jun15	Note:
348	1 - Capped ceiling light on separate switch
01Jun15	NoteAbove the sink area in the kitchen.

<div></div> <div>CONSTRUCTION SUMMARY Cedar Ridge - Townsgate Homes Inc.</div>					
PURCHASERS: Wendy Yu-Kam Yu and Robert Wai-Seng Lee				TEL: RES.: 905-534-1399	

LOT NUMBER	PHASE	HOUSE TYPE	REG. PLAN #	CLOSING DATE	
16A	1	Cedar Ridge 5 Elev B		27-May-15	
INV#	QTY	EXTRA / CHANGE			
348 01Jun15	1 - Receptacle 240V for stove NoteSee Wall oven/microwave cabinet				
412 13Jul15	1 - Shower Pot Light in Twin Ensuite Note:				
414 13Jul15	1 - Relocate 2nd floor laundry room to basement Note:				

Glass and Mirror

348 01Jun15	1 - Glass Enclosure - 10mm clear tempered glass - glass support with a U channel NoteMaster Ensuite
----------------	--

HVAC

412 13Jul15	1 - Central Air Conditioner Note:
----------------	--------------------------------------

Paint and Stain

348 01Jun15	1 - Stain Stairs - price is per floor Note:
412 13Jul15	1 - Paint 1/4 round where hardwood is laid - See Wood Flooring for locations Note:


Plumbing

348 01Jun15	1 - Kitchen - Sink 1 - Kindred Collection #KSD1UA/9D (18 3/4" x 33 1/4") Undermount Double Bowl - 9" Deep - Stainless Steel Note:
348 01Jun15	1 - Shower stall (approx 30" x 60") in lieu of standard 5 foot tub includes an opening of 5 feet and shower pot light NoteTwin Ensuite
348 01Jun15	1 - Kitchen - Moen Camerist kitchen faucet Model 7825 chrome Single hole Note:
412 13Jul15	1 - 3 piece rough-in bath in basement (as per plan) Note:
414 13Jul15	1 - Relocate 2nd floor laundry room to basement Note:

Railings

348 01Jun15	1 - Upgrade H 1/2" Square steel alternating between one with single collar No.P-683/S-B and a plain straight one No.P-STR-B w/ No. PS-9503 half collar for the base - black finish. 3" oval handrail oak. Post 3 1/2" Square beveled/chamfered corner oak Note:
----------------	--

Stairs

<div></div> <div>CONSTRUCTION SUMMARY Cedar Ridge - Townsgate Homes Inc.</div>					
PURCHASERS: Wendy Yu-Kam Yu and Robert Wai-Seng Lee				TEL: RES.: 905-534-1399	
LOT NUMBER 16A	PHASE 1	HOUSE TYPE Cedar Ridge 5 Elev B	REG. PLAN #	CLOSING DATE 27-May-15	
INV#	QTY	EXTRA / CHANGE			
348 01Jun15	1 - Oak Stairs (natural finish) per floor Note:				

Tile


348 01Jun15	1 - Delete all ceramic accessories throughout Note:
348 01Jun15	1 - Tile - Floor Tiles - Upgrade 2 - Kitchen/Breakfast Note:
348 01Jun15	1 - Tile - Floor Tiles - Upgrade 1 - Entry Note:
348 01Jun15	1 - Tile - Floor Tiles - Upgrade 1 - Garage Entry Note:
348 01Jun15	1 - Tile - Floor Tiles - Upgrade 1 - Powder Room Note:
348 01Jun15	1 - Tile - Floor Tiles - Upgrade 1 - Ensuite 2 Bath tile NoteBedroom 2
348 01Jun15	1 - Tile - Floor Tiles - Upgrade 2 - Master Bath Tile Note:
348 01Jun15	1 - Tile - Floor Tiles - Upgrade 2 - Master Bath Face Note:
348 01Jun15	1 - Tile - Floor Tiles - Upgrade 2 - Master Bath Deck Note:
348 01Jun15	1 - Tile - Floor Tiles - Upgrade 2 - Twin Ensuite NoteBedroom 3
412 13Jul15	1 - Shower Stall (approx. 30" x 60") in lieu of standard 5 foot tub in Twin Ensuite Note:

Tiles

412 13Jul15	1 - Delete wall tiles in master ensuite shower to accommodate frameless glass shower enclosure. - see sketch Note:
----------------	---

Trim

348 01Jun15	1 - Delete the shelves in all bedroom closets. Note:
348 01Jun15	1 - Column - Square - Full - plain in lieu of standard - price per NoteLiving Room



CONSTRUCTION SUMMARY

Cedar Ridge - Townsgate Homes Inc.

PURCHASERS: Wendy Yu-Kam Yu and Robert Wai-Seng Lee

TEL: RES.: 905-534-1399

LOT NUMBER	PHASE	HOUSE TYPE	REG. PLAN #	CLOSING DATE	
16A	1	Cedar Ridge 5 Elev B		27-May-15	
INV#	QTY	EXTRA / CHANGE			
348 01Jun15	2 - Column - Square - on 1/2 wall - plain in lieu of standard - price per NoteLiving Room and Family Room				
412 13Jul15	1 - Optional Garage to House Door - install trim & hardware Note:				
412 13Jul15	1 - Install 1/4 round where hardwood is laid - See Wood Flooring for locations Note:				

Wood Flooring

348 01Jun15	1 - Hardwood Flooring - Vintage 5" x 3/4" Oak Handscape Eng - Pre-finished - FAMILY ROOM NoteIn lieu of 2 1/4" Natural finish				
348 01Jun15	1 - Hardwood Flooring - Vintage 5" x 3/4" Oak Handscape Eng - Pre-finished - LIVING/ DINING ROOM Note:				
348 01Jun15	1 - Hardwood Flooring - Vintage 5" x 3/4" Oak Handscape Eng - Pre-finished - MAIN HALL Note:				
348 01Jun15	1 - Hardwood Flooring - Vintage 5" x 3/4" Oak Smooth Eng - Pre-finished - LOWER LANDING Note:				

This Document is Extremely Time Sensitive - Printed 5 Jan 17 at 11:45