

CONSTRUCTION SUMMARY

Cedar Ridge - Townsgate Homes Inc.

PURCHASERS: HELENA ORESKOVIC and MILE ORESKOVIC

TEL: RES.: 905-535-2445

LOT NUMBER	PHASE	HOUSE TYPE	REG. PLAN #	CLOSING DATE	
28A	1	Cedar Ridge 2 Elev C		15-Sep-15	

INV#	QTY	EXTRA / CHANGE
------	-----	----------------

Offer Workshee	BREAKFAST BAR WITH GRANITE (FLUSH) AS PER PLAN Note: See Countertop
-------------------	--

Offer Workshee	GARAGE DOOR TO HOUSE (WHERE GRADE PERMITS) (AS PER PLAN) Note: See Construction
-------------------	--


Offer Workshee	OAK STAIRS AND RAILINGS UNFINISHED FROM MAIN FLOOR TO SECOND FLOOR (AS PER PLAN) Note: See stairs
-------------------	--

Offer Workshee	GAS FIREPLACE (AS PER PLAN) Note: Fireplace
-------------------	--

Offer Workshee	NO CARPET TO BE LAID THROUGHOUT THE ENTIRE HOUSE AS PER BUILDER Note: See Carpet
-------------------	---

Offer Workshee	GRANITE KITCHEN COUNTER TOP (AS PER PLAN-FROM BUILDERS STANDARD SAMPLES) Note: See Countertop
-------------------	--

Offer Workshee	CENTRAL AIR CONDITIONER (FROM BUILDERS STANDARD SAMPLES) Note: See HVAC
-------------------	--



CONSTRUCTION SUMMARY

Cedar Ridge - Townsgate Homes Inc.

PURCHASERS: HELENA ORESKOVIC and MILE ORESKOVIC

TEL: RES.: 905-535-2445

LOT NUMBER	PHASE	HOUSE TYPE	REG. PLAN #	CLOSING DATE	
28A	1	Cedar Ridge 2 Elev C		15-Sep-15	
INV#	QTY	EXTRA / CHANGE			

Cabinetry

338 07May15	1 - Cabinetry - Kitchen - Upgrade 1 NoteUpgrade 1
338 07May15	1 - Cabinetry - Opt Pantry - Upgrade 1 NoteUpgrade 1
338 07May15	1 - Cabinetry Extended Uppers - Kitchen - Upgrade 1 NoteUpgrade 1
338 07May15	1 - Cabinetry Extended Uppers - Pantry - Upgrade 1 NoteUpgrade 1
390 19Jun15	1 - Credit std. kitchen countertop - granite by other Note:

Cabinetry Extras

338 07May15	2 - Vanity - Top Drawer (Each) - Standard NoteMaster Ensuite. See sketch
338 07May15	1 - Cabinetry - Kitchen - Hardware - Including Bank of Drawers - Upgrade 1 Note:

Carpet

390 19Jun15	1 - No Carpet to be laid throughout the entire house Note:
----------------	---


Construction

390 19Jun15	1 - Optional Garage to House Door Note:
865 05Jan17	1 - Kitchen - Bulkhead to accommodate taller uppers & taller pantry Note:

Counter Top

338 07May15	1 - Kitchen - Drill an additional hole in the granite for a future filtration faucet NoteSee sketch for location
338 07May15	1 - Granite - Upgrade 2 - Kitchen Including Breakfast Bar NoteIn lieu of level 1 granite Standard edge Undermoujnt sink, single hole faucet with soap dispenser
390 19Jun15	1 - Flush Breakfast Bar Note:

Doors Interior

<div><div></div><div><div>CONSTRUCTION SUMMARY</div><div>Cedar Ridge - Townsgate Homes Inc.</div></div></div>					
PURCHASERS: HELENA ORESKOVIC and MILE ORESKOVIC				TEL: RES.: 905-535-2445	
LOT NUMBER	PHASE	HOUSE TYPE	REG. PLAN #	CLOSING DATE	
28A	1	Cedar Ridge 2 Elev C		15-Sep-15	
INV#	QTY	EXTRA / CHANGE			
338	1 - 80" 1 panel french (mirror 1 side) - per door				
07May15	NoteMaster Ensuite door. Mirror to face the master bedroom. See sketch				

Electrical

338	1 - Capped ceiling light on separate switch				
07May15	NoteAbove the peninsula. See sketch				
338	1 - Capped ceiling light on existing switch				
07May15	NoteAbove the peninsula. See sketch				
338	1 - Phone - Relocate				
07May15	NoteFrom Kitchen to Family Room. See sketch				

Fireplace

390	1 - Gas Fireplace in Family Room as per plan with PF1 mantel - paint grade unfinished				
19Jun15	Note:				

Glass and Mirror

338	1 - Delete all mirrors through out				
07May15	Note:				

HVAC

390	1 - Central Air conditioner				
19Jun15	Note:				


Paint and Stain

390	1 - Stairs & Railings to remain unfinished				
19Jun15	Note:				
866	1 - Fireplace Mantle - Paint white				
05Jan17	Note:				

Plumbing

338	1 - Kitchen - Sink - Undermount 1-1/2 Bowl (Large 9"deep, Small 8"Deep on right) Stainless Steel - Franke Concerto #NCX160-29RH (31-1/2"x20-5/8"x9")				
07May15	Note:				
338	1 - Kitchen - Moen Brantford high-arc kitchen faucet with pull-down spout Model 7185SRS				
07May15	Note:				
338	1 - Kitchen - Soap Dispenser Model 3944SRS				
07May15	NoteInstall on the Left side of the sink. See sketch				
338	1 - Kitchen - Moen Filtration Faucet traditional style beverage faucet Model S5500/S5510SRS				
07May15	NoteInstall on the right side of the sink. See sketch				

Stairs

<div></div> <div>CONSTRUCTION SUMMARY Cedar Ridge - Townsgate Homes Inc.</div>					
PURCHASERS: HELENA ORESKOVIC and MILE ORESKOVIC				TEL: RES.: 905-535-2445	
LOT NUMBER 28A	PHASE 1	HOUSE TYPE Cedar Ridge 2 Elev C	REG. PLAN #	CLOSING DATE 15-Sep-15	
INV#	QTY	EXTRA / CHANGE			
390 19Jun15	1 - Oak Stairs - main to 2nd floor Note:				

Tile

338 07May15	1 - Delete all ceramic accessories throughout Note:
338 07May15	1 - Tile - Floor Tiles - Upgrade 3 - Entry Note:
338 07May15	1 - Tile - Floor Tiles - Upgrade 3 - Kitchen/Breakfast Note:
338 07May15	1 - Tile - Floor Tiles - Upgrade 3 - Powder Room Note:

Tiles

338 07May15	1 - Master Ensuite - Shower Jamb Note:
----------------	---

This Document is Extremely Time Sensitive - Printed 5 Jan 17 at 14:33