

CONSTRUCTION SUMMARY

Crosswinds - South Bowmanville Ltd.


PURCHASERS: Scott Eilert and KATHERINE ELIZABETH SAMLER

TEL: RES.: 416-738-0461

LOT NUMBER	PHASE	HOUSE TYPE	REG. PLAN #	CLOSING DATE	
36	1	Mill 7 Elev A Corner Design		22-Feb-18	

INV#	QTY	EXTRA / CHANGE
------	-----	----------------

Offer Workshee	Includes granite kitchen countertops, as per plan, from builders standard samples. Note: See Countertop
Offer Workshee	Includes Extended upper kitchen cabinets, as per plan, from builders standard samples. Note: See Cabinet
Offer Workshee	Includes central air conditioner, from builders standard line. Note: See HVAC
Offer Workshee	Includes 2 1/4 inch by 3/4 inch natural finish Oak hardwood flooring in family room or great room, as per plan, from builders standard sample. Note: See Wood/Laminate Flooring


<div></div> <div>CONSTRUCTION SUMMARY Crosswinds - South Bowmanville Ltd.</div>					
PURCHASERS: Scott Eilert and KATHERINE ELIZABETH SAMLER				TEL: RES.: 416-738-0461	
LOT NUMBER 36	PHASE 1	HOUSE TYPE Mill 7 Elev A Corner Design	REG. PLAN #	CLOSING DATE 22-Feb-18	
INV#	QTY	EXTRA / CHANGE			

Cabinetry

1,137 23Jun17	1 - Kitchen - Upgrade 2 with upgrade finish Note:
1,137 23Jun17	1 - Kitchen - Different colour cabinets on island (same line and style) Note:
1,137 23Jun17	1 - Cabinetry - Island - Revisions to the island: integrated columns at each end (40" deep), fixed doors on back of island, colonial base trim on ends and back. Note:
1,247 20Sep17	1 - Kitchen- Extended uppers as per contract Note:
1,247 20Sep17	1 - Master Ensuite - Vanity to accommodate extra sink -see sketch Note:

Cabinetry Extras

1,137 23Jun17	1 - Kitchen Base Extra - Add pot drawer below - Upgrade 2 Notebuild-in cabinetry
1,137 23Jun17	1 - Kitchen Base Extra - Pots and pans cabinet (single top drawer) - Upgrade 2 with upgrade finish NoteUnder cook top.
1,137 23Jun17	1 - Kitchen Base Extra - Sink tilts fronts (per tray) Note:
1,137 23Jun17	1 - Kitchen Base Extra - Tall oven Built In cabinet (in standard layout) - Upgrade 2 with upgrade finish Note:
1,137 23Jun17	1 - Kitchen Base Extra - Top drawer (each) convert cabinet to have top drawer NoteIn the island. See sketch
1,137 23Jun17	1 - Kitchen Uppers - Counter depth fridge cabinet 24" deep (installed deeper) Note:
1,137 23Jun17	1 - Kitchen Uppers - Upper corner folding door - Upgrade 2 Note:
1,137 23Jun17	3 - Pantry Cabinets - Pantry 12" deep (per ft) -TALLER HEIGHT - Upgrade 2 with upgrade finish NoteBreakfast area. See sketch
1,137 23Jun17	2 - Pantry Cabinets - Pantry 24" deep (per ft) -TALLER HEIGHT - Upgrade 2 with upgrade finish NotePantry beside fridge to be approx 18" wide.
1,137 23Jun17	1 - Kitchen Uppers - Delete cabinet above the stove/cooktop for future hoodfan - installed by purchaser after closing (opening to be approx 36" and hoodfan to be approx 30") Note:



CONSTRUCTION SUMMARY

Crosswinds - South Bowmanville Ltd.

PURCHASERS: Scott Eilert and KATHERINE ELIZABETH SAMLER

TEL: RES.: 416-738-0461

LOT NUMBER	PHASE	HOUSE TYPE	REG. PLAN #	CLOSING DATE	
36	1	Mill 7 Elev A Corner Design		22-Feb-18	
INV#	QTY	EXTRA / CHANGE			
1,137 23Jun17	1 - Kitchen Base Extra - Base corner folding door with lazy susan - Upgrade 2 Note:				
1,137 23Jun17	1 - Hardware - Upgrade kitchen hardware (price per standard kitchen layout) NoteIncludes the additional hardware for the pot and pans/pantries				
1,137 23Jun17	1 - Vanity Extras - Bank of drawers (3) - Standard NoteMaster Enuite				
1,137 23Jun17	2 - Vanity Extras - Top drawer NoteEnsuite 3/4				
1,137 23Jun17	1 - Light Valance - Light (plain) (Does not include electrical) includes upgrade finish Note:				

Carpet


1,137 23Jun17	1 - Underpad - Upgrade 1 - Living Room, Upper Hallway, Master Bedroom, Bedroom 2, 3 and 4 Note:
1,247 20Sep17	1 - Great Room, Dining Room, Upper Landing & Stairs - Credit std. Carpet & Underpad Note:

Construction

1,137 23Jun17	2 - Upgrade windows in basement to (36x20) each - Purchaser acknowledges that window wells may be required for grading purposes NoteSee sketch
1,137 23Jun17	1 - Upper Hallway - Add an additional linen closet using the space from the master bedroom closet NoteSee sketch
1,247 20Sep17	1 - Kitchen- Bulkhead to accommodate extended upper cabinets, 12"d & 24"d pantrys, build in oven tall & deep fridge upper NoteSee sketch for new layout of kitchen
1,247 20Sep17	1 - Main Floor (only) - Smooth ceilings Note:
1,247 20Sep17	1 - Master Ensutie Shower- Delete walls to be 1/2 wall front & side to 1/2 wall to accommodate frameless glass shower enclosure Note:
1,247 20Sep17	1 - Ensuite 3/4- Upgrade Tub Notesee spec sheet

Counter Top

1,137 23Jun17	1 - Kitchen (with optional pantry) with flush breakfast bar - Granite or Caesarstone with standard edge - Upgrade 4 NoteIn lieu of standard granite Undermount sink and single hole faucet
1,137 23Jun17	1 - Kitchen (with optional pantry) - Edge Profile 1 Note1/2" Bevel

<div><div></div><div><div>CONSTRUCTION SUMMARY</div><div>Crosswinds - South Bowmanville Ltd.</div></div></div> <div><div>PURCHASERS:</div><div>Scott Eilert and KATHERINE ELIZABETH SAMLER</div></div> <div><div>TEL:</div><div>RES.: 416-738-0461</div></div>					
LOT NUMBER	PHASE	HOUSE TYPE	REG. PLAN #	CLOSING DATE	
36	1	Mill 7 Elev A Corner Design		22-Feb-18	
INV#	QTY	EXTRA / CHANGE			

Drywall

1,137 23Jun17	1 - Smooth ceilings on main floor only Note:
------------------	---


Electrical

1,137 23Jun17	1 - Interior Lighting - Additonal ceiling box on separate switch NoteKitchen above the island. See sketch
1,137 23Jun17	1 - Interior Lighting - Additional ceiling box on existing switch NoteKitchen above the island. See sketch
1,137 23Jun17	1 - Miscellaneous - Additional plug on existing circuit NoteKitchen in island. See sketch
1,137 23Jun17	1 - Service Extras - 200 amp Panel Note:
1,137 23Jun17	1 - Miscellaneous - Additional plug on existing circuit NoteMain floor by the stairs. See sketch
1,137 23Jun17	1 - Valance Lighting - Rough in only Note:
1,137 23Jun17	1 - Low Voltage - Central Vacuum dust pan rough-in + complete install (installed under the kitchen sink in toe kick) Note:
1,137 23Jun17	1 - Low Voltage - Pipe vac rough-in to garage NoteSee sketch
1,137 23Jun17	1 - Delete the standard telephone rough-in from the kitchen Note:
1,137 23Jun17	1 - Miscellaneous - Additional plug on existing circuit NoteGreat Room - approx 5 feet from the finish floor beside the cable R/I. See sketch
1,137 23Jun17	1 - Kitchen - Additional stove plug for built in oven Note: 120/240Volt
1,137 23Jun17	1 - Kitchen - Microwave plug on a dedicated line Note:
1,137 23Jun17	1 - Miscellaneous - Additonal plug on a dedicated line for future canopy hood fan (supply and install of hood fan not included) Note:

Glass & Mirror

1,137 23Jun17	1 - Master Ensuite: Add a 1/2 wall for the frameless glass enclosure Note: 1/2 wall on front & side of shower
------------------	---

HVAC

<div></div> <div>CONSTRUCTION SUMMARY Crosswinds - South Bowmanville Ltd.</div>					
PURCHASERS: Scott Eilert and KATHERINE ELIZABETH SAMLER				TEL: RES.: 416-738-0461	
LOT NUMBER 36	PHASE 1	HOUSE TYPE Mill 7 Elev A Corner Design	REG. PLAN #	CLOSING DATE 22-Feb-18	
INV#	QTY	EXTRA / CHANGE			
1,247 20Sep17	1 - Includes central air conditioner, from builders std Note:				

Paint and Stain

1,137 23Jun17	1 - Stain finish and varnish Oak stairs complete (per flight) Note:
1,247 20Sep17	1 - Upper Hallway- Add an additional linen closet- Paint Note:
1,247 20Sep17	1 - Main Floor (only) - Smooth ceilings Note:
1,247 20Sep17	1 - Great Room, Dining Room, Upper Landing & Stairs - Paint 1/4 round Note:

Plumbing

1,137 23Jun17	1 - Bathroom - Extra sink in existing vanity with standard faucet (requires min 5 foot vanity) NoteMaster Ensuite
1,137 23Jun17	1 - Bathroom - Bathtub - Tubco Diana (20" deep x 32" wide) Soaker tub - White (In lieu of standard tub) NoteEnsuite 3/4 See Spec Sheet
1,137 23Jun17	1 - Kitchen - Sink - Franke Techna #TCX120-29 (16" x 31" x 9") Undermount Double Bowl - Stainless Steel Note: See Spec Sheet
1,137 23Jun17	1 - Kitchen faucet Aquabrass Cantina with pull down spray 40777 Note: See Spec Sheet
1,137 23Jun17	1 - Laundry - 2" floor drain for 2nd floor laundry area Note:

Railing


1,137 23Jun17	1 - Railings - Upgrade C - 3" Traditional Oak Handrail, 1 5/16" V Groove Oak Pickets, 3 1/2" V Groove Post Oak Note:
------------------	---

Stairs

1,137 23Jun17	1 - Oak Stairs (natural finish) per floor Note:
------------------	--

Tile

1,137 23Jun17	1 - Floor Tile - Floor Tile -Upgrade Level #3 Kitchen/Breakfast Note: See Sketch
1,137 23Jun17	1 - Floor and Wall Tile - Floor Tile -Upgrade Level #3 Foyer, Main Hallway, Mud Room and Powder Room Note: See Sketch



CONSTRUCTION SUMMARY

Crosswinds - South Bowmanville Ltd.

PURCHASERS:

Scott Eilert and KATHERINE ELIZABETH SAMLER

TEL:

RES.: 416-738-0461

LOT NUMBER	PHASE	HOUSE TYPE	REG. PLAN #	CLOSING DATE	
36	1	Mill 7 Elev A Corner Design		22-Feb-18	
INV#	QTY	EXTRA / CHANGE			
1,137 23Jun17	1	Floor and Wall Tile - Floor tiles with brick joint pattern - Kitchen Breakfast Area NoteInstall Horizontally from the Sliding Doors in the Breakfast Area. See sketch			
1,137 23Jun17	1	Floor and Wall Tile - Floor tiles with brick joint pattern - Foyer, Main Hallway, Mud Room and Powder Room NoteInstall Horizontally from the front door. See sketch			
1,137 23Jun17	1	Miscellaneous - Delete standard ceramic accessories Note: Credit			
1,247 20Sep17	1	Master Ensutie Shower- Delete walls to be 1/2 wall front & side to 1/2 wall to accommodate frameless glass shower enclosure Note:			

Trim

1,137 23Jun17	3 - Door - Interior - 80" 1 panel french (mirror 1 side) (in lieu of standard door) NoteFoyer Closet and Master Bedroom closet. See sketch
1,137 23Jun17	2 - Door - Interior - 80" 1 panel french (white acid etched glass) (in lieu of standard door) NoteMaster Ensuite Door and Powder Room. See sketch
1,137 23Jun17	21 - Door - Interior - 80" 2 panel smooth heritage (Logan) Hollow Core (in lieu of standard door) Note:
1,137 23Jun17	1 - Trim - Upgrade 2 3 1/2" Step Bevel Casing MDF, 5 1/2" Step Bevel Baseboard MDF Note:
1,247 20Sep17	1 - Upper Hallway- Add an additional linen closet- add door & hardware NoteSee sketch
1,247 20Sep17	1 - Great Room, Dining Room, Upper Landing & Stairs - install 1/4 round Note:

Windows

1,247 20Sep17	2 - Basement- upgrade windows to (36x20) - see sketch Note:
------------------	---

Wood/Laminate Flooring

1,137 23Jun17	1 - Hardwood - DINING ROOM - Vintage 4" x 3/4" - Oak Eng Note:
1,137 23Jun17	1 - Hardwood - GREAT ROOM - Vintage 4" x 3/4" - Oak Eng NoteIn lieu of standard 2 1/4" natural oak
1,137 23Jun17	1 - Hardwood - UPPER LANDING - Vintage 4" x 3/4" - Oak Eng NoteIn lieu of standard 2 1/4" Natural Oak