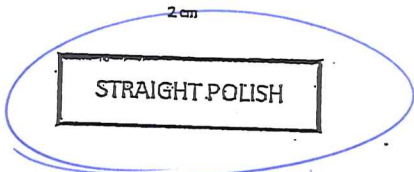


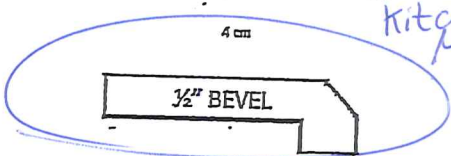
EDGE PROFILE VERIFICATION FORM

STANDARD EDGE PROFILES






Ensuite 3/4
Ensuite 2

UPGRADED EDGE PROFILES



Kitchen &
Master
Ensuite



AUG 21 2017

CW Mill 7C
Lot 20

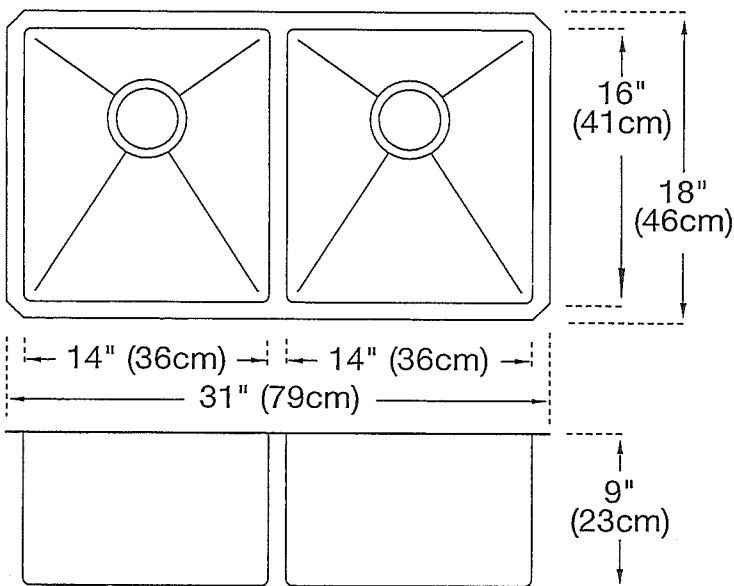
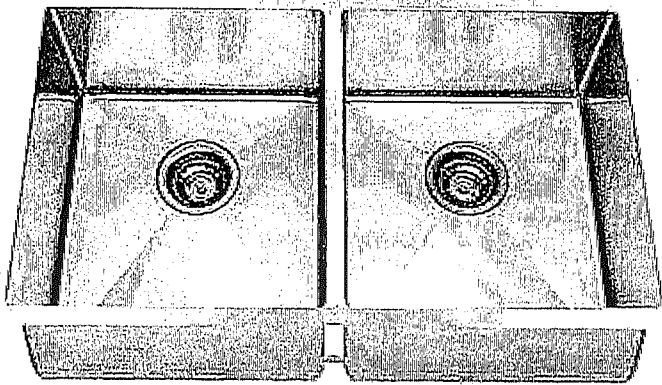
Plumbing Specifications

Model # TCX120-29

Description

18 ga, 18-10 Stainless Steel
Commercial # satin finish
10mm corner radius

Each Bowl Size 16" x 14" x 9"
Minimum Cabinet Size 33"



CW
Lot 20

STō®

Traditional | Transitional | Modern

*STō's precise lines from top to bottom
create an impeccably put-together style.*

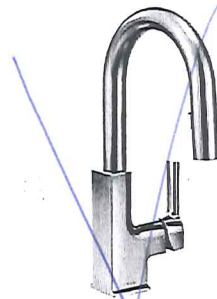


**Single Handle Pulldown
Kitchen Faucet ±**

Model S72308

Chrome - \$727.10

Other - \$947.03



**Single Handle Pulldown
Bar/Prep Faucet ±**

Model S62308

Chrome - \$648.01

Other - \$831.22

FINISH OPTIONS:



C

SRS

BL

To order, combine the model number with one of these finish letter(s):
Spot Resist™ Stainless (SRS) & Matte Black (BL).

To order Chrome (C) models, use model number only.

± Single hole installation only

CW
Lot 20

Voss™

Traditional | Transitional | Modern

Crisp edges and uncomplicated style features give the Voss collection an ageless, yet fashion-forward, presence.




**Single Handle Lav Faucet
with Lift Rod Drain ^**

Model 6903

Chrome - \$356.50

Other - \$577.90

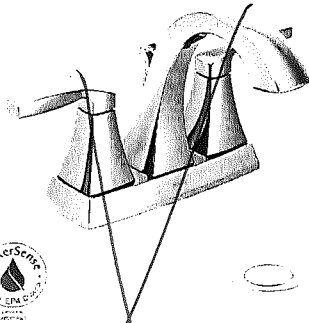


**Two Handle Adjustable Widespread
(8" - 16") Lav Faucet
with Lift Rod Drain**

Model T6905 / 69000

Chrome - \$532.13

Other - \$751.48

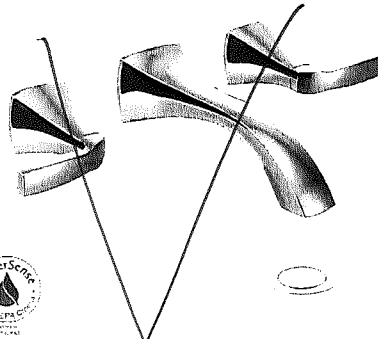


**Two Handle Lav Faucet
with Lift Rod Drain**

Model 6901

Chrome - \$342.63

Other - \$536.24



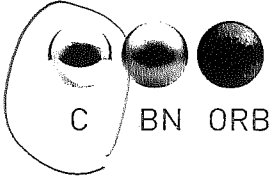
**Two Handle Wallmount
Lav Faucet with Push-Button Drain
without Overflow**

Model T6906 / 9700 / 140780

Chrome - \$697.60

Other - \$964.25

FINISH OPTIONS:



To order, combine the model number with one of these finish letter(s):
LifeShine® Brushed Nickel (BN) & Oil Rubbed Bronze (ORB).
To order Chrome (C) model, use model number only.

^ Deckplate included

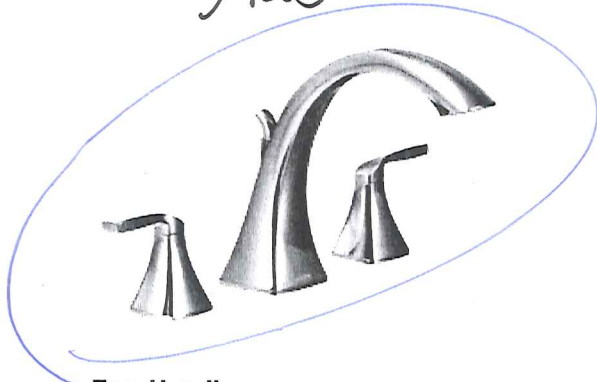
CW
Lot 20

Voss™

Traditional | Transitional | Modern

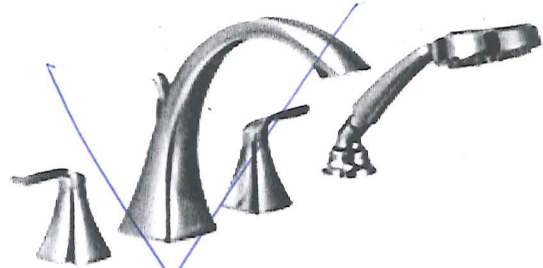
Crisp edges and uncomplicated style features give the Voss collection an ageless, yet fashion-forward, presence.

Master Ensuite



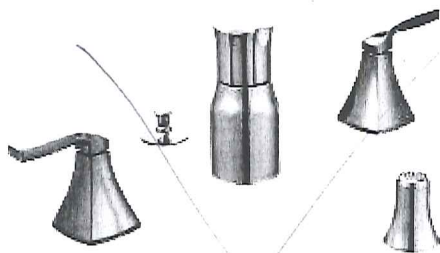
Two Handle Roman Tub Faucet **

Model T693 / 4796
 Chrome - \$648.59
 Other - \$886.98



Two Handle Roman Tub Faucet with Hand Shower **


Model T694 / 9796
 Chrome - \$1,111.33
 Other - \$1,548.33



Two Handle Bidet Faucet

Model T5269 / 9265
 Chrome - \$914.72
 Other - \$1,164.09

FINISH OPTIONS:



C BN ORB

To order, combine the model number with one of these finish letter(s): LifeShine® Brushed Nickel (BN) & Oil Rubbed Bronze (ORB).

To order Chrome (C) model, use model number only.

** Tub drain assembly sold separately - T90331 series

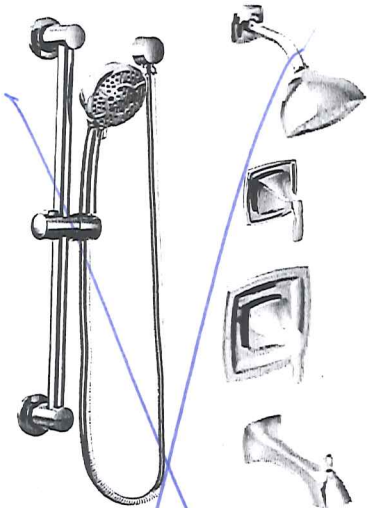
*CW
 Lot 20*

Voss™

Traditional | Transitional | Modern

Crisp edges and uncomplicated style features give the Voss collection an ageless, yet fashion-forward, presence.

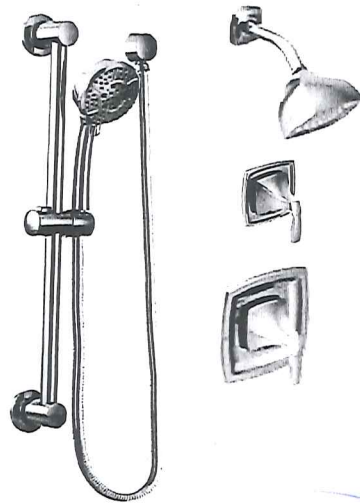
Master Ensuite



**Posi-Temp® Tub/Shower Faucet
with 3 Function Transfer Valve/Trim
and Slide Bar with Hand Shower ***

Model T2693EP / 3372 / 128284 / T4611 /
62320 / 3669EP / A725

Chrome - \$1,792.64
Other - \$2,525.08

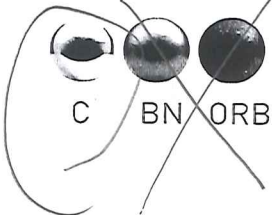


**Posi-Temp® Shower Only
with 3 Function Transfer Valve/Trim
and Slide Bar with Hand Shower ***

Model T2692EP / 3372 / T4611 / 62320 /
3669EP / A725

Chrome - \$1,693.21
Other - \$2,401.10

FINISH OPTIONS:



To order, combine the model number with one of these finish letter(s):
LifeShine® Brushed Nickel (BN) & Oil Rubbed Bronze (ORB).

To order Chrome (C) model, use model number only.

* Please see vertical spa guide for installation #700106

*CW
Lot 20*



CALVIN 19¹/₄" OVAL UNDERMOUNT SINK

□ 4220CFY Undermount Sink

Product Specs:

- Vitreous china
- Front overflow hole
- Template and mounting hardware supplied

Overall Dimensions (W x D x H):

(OD): 490mm(19¹/₄") x 410mm(16¹/₈") x 195mm(7⁷/₈")
(ID): 430mm(17") x 350mm(13³/₄") x 145mm(5³/₄")

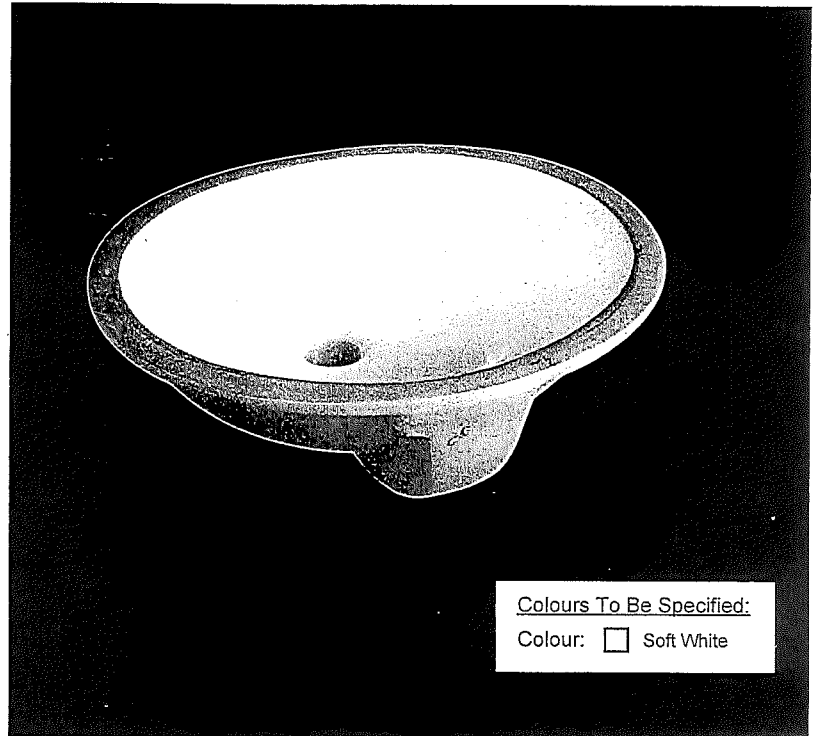
Compliance Certifications:

Meets or exceeds the following:

- IAPMO cUPC
- ASME A112.19.2 / CSA B45.1-2008

Shipping:

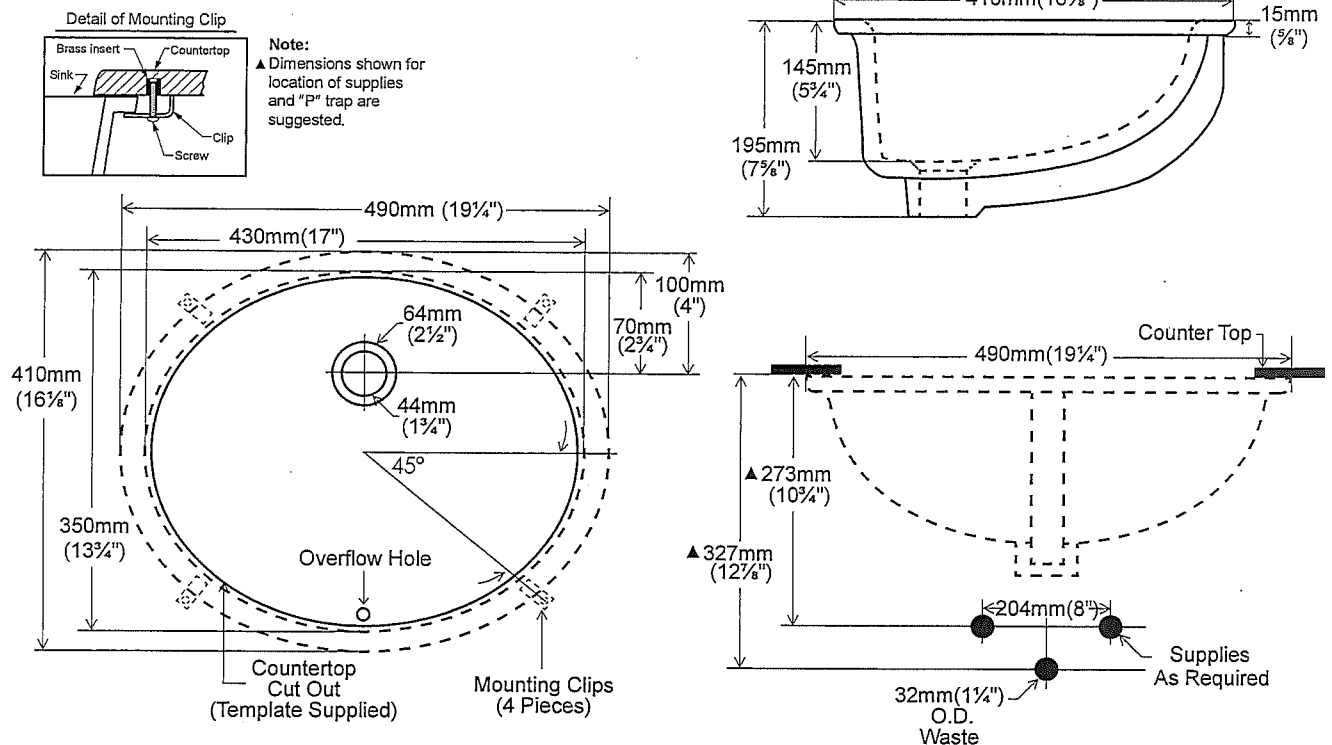
Cube 1.53
GW 19 lbs



Colours To Be Specified:
Colour: ☐ Soft White

Notes:

Dimensions of fixtures are nominal and may vary within the range of tolerances established by ANSI standard A112.19.2. These measurements are subject to change or cancellation. No responsibility is assumed for use of superseded or voided pages.




CONTRAC® 5970 Chedworth Way, Unit A, Mississauga, Ontario Canada L5R 3V5 • 1.888.256.7551
www.contrac.ca

Revised: March 2013

Lot #20
Crosswinds
Bowmanville

Ensuite 3/4



contrac

COLLETTE 21½" RECTANGULAR UNDERMOUNT SINK

4220CIY

Undermount Sink

Product Specs:

- Vitreous china
- Front overflow hole
- Template and mounting hardware supplied

Overall Dimensions (W x D x H):

(OD): 545mm(21½") x 355mm(14") x 190mm(7½")
(ID): 485mm(19") x 295mm(11½") x 140mm(5½")


Compliance Certifications:

Meets or exceeds the following:

- IAPMO cUPC
- ASME A112.19.2 / CSA B45.1-2008

Shipping:

Cube 1.64
GW 25 lbs

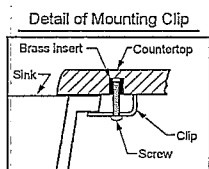


Colours To Be Specified:

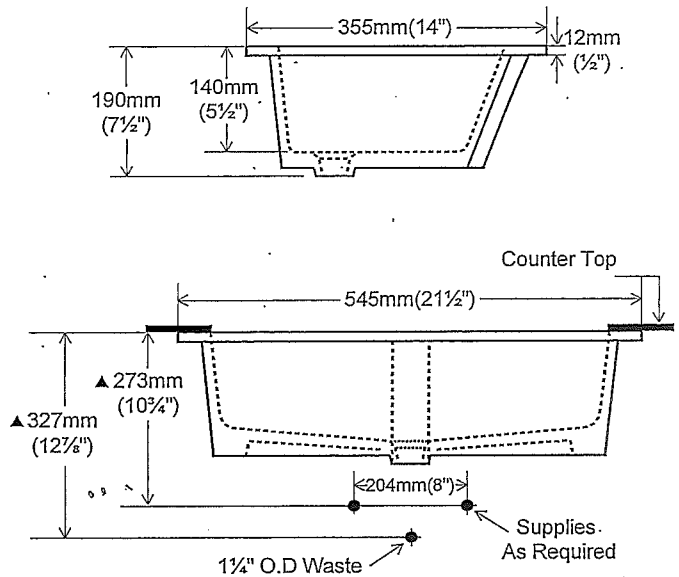
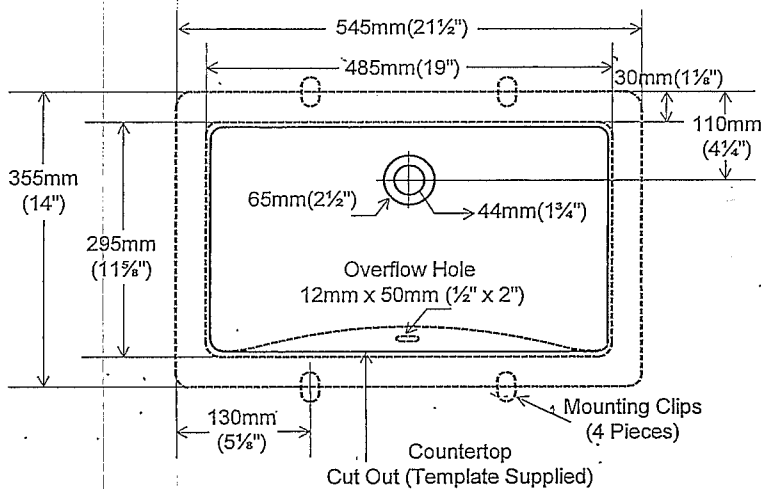
Colour: ☐ Soft White

Notes:

Dimensions of fixtures are nominal and may vary within the range of tolerances established by ANSI standard A112.19.2. These measurements are subject to change or cancellation. No responsibility is assumed for use of superseded or voided pages.



Note:
▲ Dimensions shown for location of supplies and "P" trap are suggested.



CONTRAC® 5970 Chedworth Way, Unit A, Mississauga, Ontario Canada L5R 3V5 • 1.888.256.7551
www.contrac.ca

Revised: March 2013

LOT#20

CROSSWINDS

Bowmanville

Master Ensuite

Ensuite 2