

DW80N3030US

SAMSUNG

Built-in Dishwasher with Hybrid Tub and Third Rack



Signature Features

3rd Rack

- Easily access and clean utensils & culinary tools adding more usable space to your dishwasher.

Digital Touch Controls

- Easily select functions with a gentle touch.

Stainless Steel Interior Door

- Provides more durability, resistance to staining, quiet operation and is easier to clean than a plastic alternative.

Available Colour



Stainless Steel



3rd Rack



Stainless Steel Interior Door

Features

- Recessed Handle
- Stainless Steel Interior Door
- Advanced Wash System
- Quiet Operation – 51 dBA
- Water Consumption: 3.5 Gallons
- 4 Wash Cycles
- 5 Options
- 15 Place Settings
- Digital Water Leakage Sensor

Convenience

- Child Lock
- Delay Start
- Height-Adjustable Upper Rack



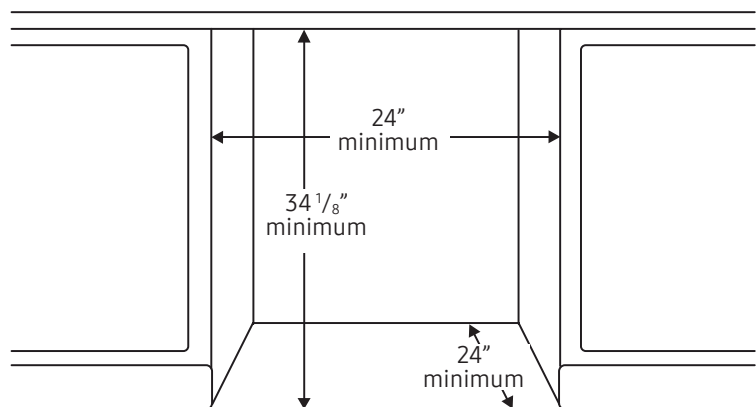
ENERGY STAR®-rated:
255 kWh/yr

DW80N3030US

SAMSUNG

Built-in Dishwasher with Hybrid Tub and Third Rack

Installing Your Dishwasher



Features

- 4 Wash Cycles:
 - Auto
 - Normal
 - Heavy
 - Express 60

Convenience

- Child Lock
- Digital Water Leakage Sensor
- Height-Adjustable Upper Rack
- Upper Rack: 2 Cup Shelves

Warranty

One (1) Year All Parts and Labour
Five (5) Year Limited on Printed Circuit Board

Product Dimensions & Weight (WxHxD)

Dimensions: 23 3/4" x 33 3/4" x 24 5/8"

Weight: 66.1 lbs. (30 Kg)

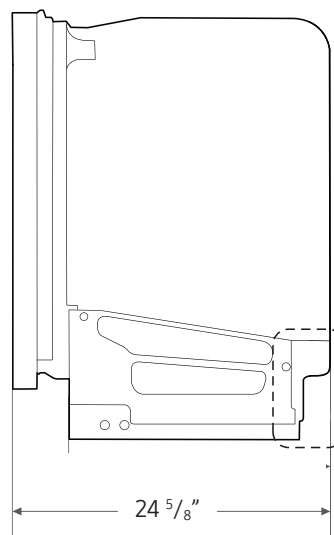
Shipping Dimensions & Weight (WxHxD)

Dimensions: 26 1/2" x 35" x 29 1/2"

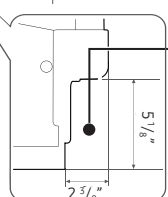
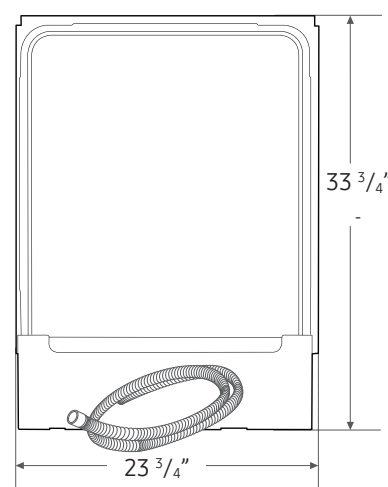
Weight: 81.6 lbs. (37 Kg)

Dimensions

Side View



Rear View



The water supply line, power cable and drain hose should go through this space behind the dishwasher. Then, the power cable run in channels under the dishwasher to connections in the front.

MS19M8020TG

SAMSUNG

1.9 cu. ft., Countertop Microwave and Trim Kit
for Built-in Applications in Black Stainless Steel Finish



Signature Features

1.9 cu. ft. Capacity

- Accommodates a variety of dishes so you can prep large meals quickly.

Sensor Cook



- Automatically adjusts cooking time for optimal results.

Ceramic Enamel Interior

- Makes removing grease or oil effortless and protects against scratches from daily use.

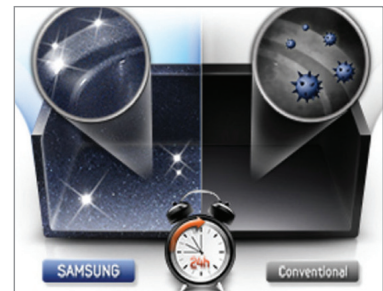


Available Colours

-  Black Stainless Steel
-  Stainless Steel



Sensor Cook



Ceramic Enamel Interior

Features

- Eco Mode
- Cooking Presets
- 900W of Cooking Power
- 10 Power Levels
- Auto Defrost
- LED Display
- 30" Matching Trim Kit

Convenience

- Kitchen Timer
- Clock (12hr/24hr) with Daylight Saving Time Adjustment
- Child Safety Lock
- Reminder End Signal

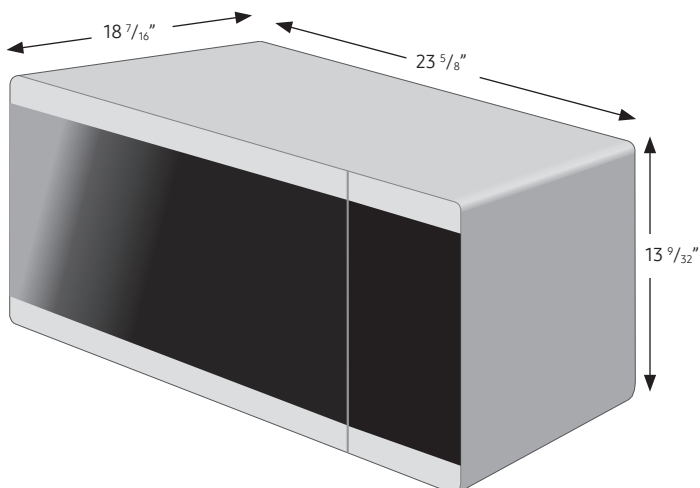
MS19M8020TG

SAMSUNG

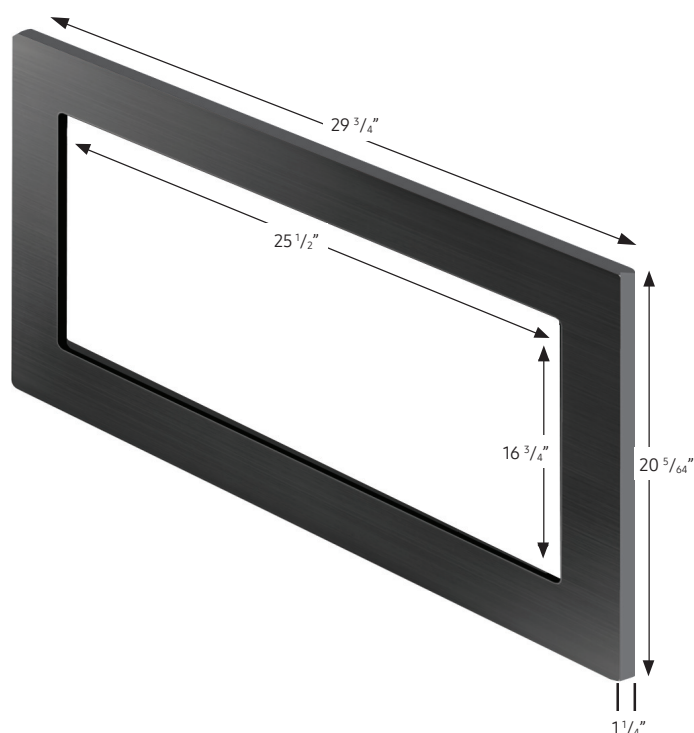
1.9 cu. ft., Countertop Microwave and Trim Kit for Built-in Applications in Black Stainless Steel Finish

Dimensions

Microwave



Trim Kit



Specifications

- Oven Cavity: 1.9 cu. ft.
- Power Output: 900W
- Power Consumption: 1600W/13.3 A
- Power Source: 120V / 60 Hz
- Control Method: Electronic Touch
- Display: LED (Ice Blue)
- Cooking Control: 10 Power Levels Including Defrost
- Cooking Timer: Digital, up to 99 Minutes, 99 Seconds
- Microwave Distribution System: Turntable

Warranty

One (1) Year Parts and Labour
Five (5) Years on Magnetron Microwave Technology

Microwave Product Dimensions & Weight (WxHxD)

Outside Dimensions: 23 ⁵/₈" x 13 ⁹/₃₂" x 18 ⁷/₁₆"
Interior Cavity Dimensions: 17 ³/₈" x 10 ⁵/₈" x 17 ¹³/₁₆"
Weight: 43.03 lbs. (19.5 Kg)

Trim Kit Dimensions (WxHxD)

Outside Dimensions: 29 ³/₄" x 20 ⁵/₆₄" x 1 ¹/₄"
Cut Out (WxH): 25 ¹/₂" x 16 ³/₄"
Weight: 12.83 lbs. (5.81 Kg)

Microwave Shipping Dimensions & Weight (WxHxD)

Dimensions: 26 ¹/₄" x 16 ¹³/₃₂" x 20 ¹/₄"
Weight: 47.97 lbs. (27.75 Kg)

Trim Kit Shipping Dimensions (WxHxD)

Dimensions: 22 ³/₄" x 6 ³/₄" x 33 ⁵/₃₂"
Weight: 16.78 lbs. (7.6 Kg)

Countertop Microwave and Trim Kit for Built-in Applications

For installation with Wall Ovens, respective codes must be paired together:

Colour:	Product:	Model #:	UPC Code:
Black Stainless Steel	Microwave	MS19M8020TG	887276263052
Black Stainless Steel	Trim Kit	MA-TK8020TG	887276263021
Stainless Steel	Microwave	MS19M8000AS	887276263045
Stainless Steel	Trim Kit	MA-TK8020TS	887276263038

NV51K7770SS

30" Single Wall Oven

Features

- 6 Oven Modes including Steam Bake and Steam Roast
- 5.1 cu. ft. Capacity
- Gourmet Cook
- Dual Convection
- Wi-Fi Connectivity
- Wi-Fi-Enabled Temperature Probe
- LED Spotlights
- Soft-Close Door
- 3 Heavy-Duty Racks including a Gliding Rack
- Blue LED Illuminated Knobs
- Broil Element
- Smart Control Key
- 6 Rack Positions
- Drop-Down Door Design
- LCD Display
- ADA Compliant



Steam Cook



Flex Duo™

Convenience

- Hidden Heating Element
- Rapid Preheat
- Sabbath Mode
- Hybrid Clean and Self-Clean
- Delay Start
- Proofing
- Warming Mode
- Kitchen Timer
- Child Safety Lock
- Convection Conversion



ADA Compliant

Available Colors



Stainless Steel (shown)



Black Stainless Steel

Signature Features

STEAM COOK

- Delivers moisture at precise times for a crisp, browned outside and tender inside.

FLEX DUO™

- Cook two dishes at different temperatures simultaneously with the Smart Divider.

DIGITAL-ANALOG CONTROLS

- The ultimate interface, a combination of analog-knobs and a digital touch screen.

SAMSUNG

NV51K7770SS

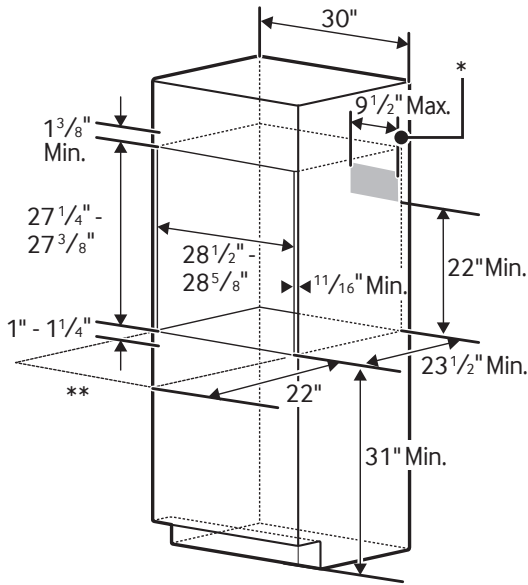
30" Single Wall Oven

Cabinet Dimensions

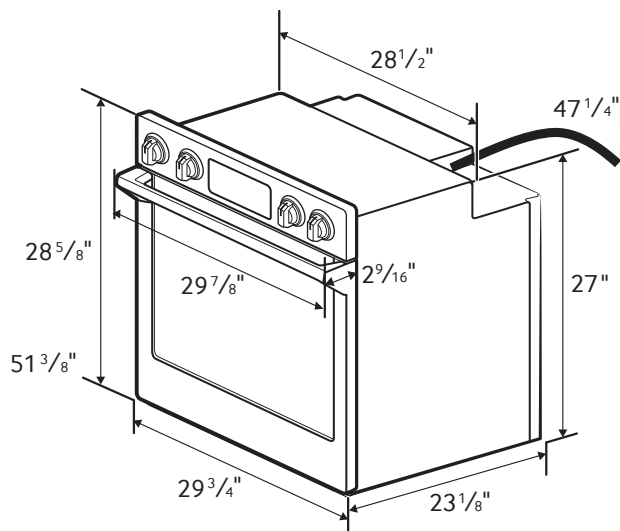
Single Oven Installed in Cabinet

* Junction Box

** Allow a minimum of 22" for clearance to adjacent corners, drawers, walls, etc. when door is open.



Product Dimensions



Convection Wall Oven

- Hidden Bake Element
- Bake: 175°F–550°F
- Convection Bake: 175°F–550°F
- Convection Roast: 175°F–550°F
- Broil: Low-High
- Steam Bake: 230°F–550°F
- Steam Roast: 230°F–550°F
- Proofing
- Sabbath Mode

Warranty

One (1) Year All Parts and Labor

Product Dimensions & Weight (WxHxD)

Outside (Max) Wall Oven Dimensions:

29 7/8" x 28 5/8" x 25 11/16"

Wall Oven Cut-Out Dimensions:

28 1/2" x 27 1/4" x 23 1/2"

Weight: 149.9 lbs.

Shipping Dimensions & Weight (WxHxD)

Dimensions:

33 1/2" x 33 3/4" x 29 13/16"

Weight: 176.4 lbs.

Color	Model #	UPC Code
Stainless Steel	NV51K7770SS	887276181691
Black Stainless Steel	NV51K7770SG	887276181752

KW RATING	
240V	6.2 kW
208V	4.7 kW
BREAKER SIZE	
240V	30 Amps
208V	30 Amps



Actual color may vary. Design, specifications, and color availability are subject to change without notice.
Non-metric weights and measurements are approximate.
©2017 Samsung Electronics America, Inc. 85 Challenger Road, Ridgefield Park, NJ 07660. Tel: 800-SAMSUNG. samsung.com.
Samsung is a registered trademark of Samsung Electronics Co., Ltd.

NZ30K6330RS

30" Electric Cooktop

Features


- Wi-Fi Connectivity
- Flexible Cooktop:
 - Two Dual Elements (9"/6" Rapid Boil™ and 8"/5")
 - Two Single Elements (7")
 - Single Melt Element (6")
- 9.5 kW Total Power
- ADA Compliant

Convenience

- Hot Surface Indicator Light
- Easy-To-Clean Glass, Ceramic Cooktop
- Dishwasher-Safe Knobs



ADA Compliant



Rapid Boil™



LED Illuminated Backlit Knobs

Available Colors



Stainless Steel (shown)



Black Stainless Steel

Signature Features

RAPID BOIL™

- Up to 3.3 kW power element offers intense heat and precise control to quickly boil water or maintain a low even simmer.

FLEXIBLE COOKTOP

- Whether you're boiling water, melting chocolate or simmering sauce, there's an element for your needs.

LED ILLUMINATED BACKLIT KNOBS

- Visually lets you know your cooktop is on, even at a distance.

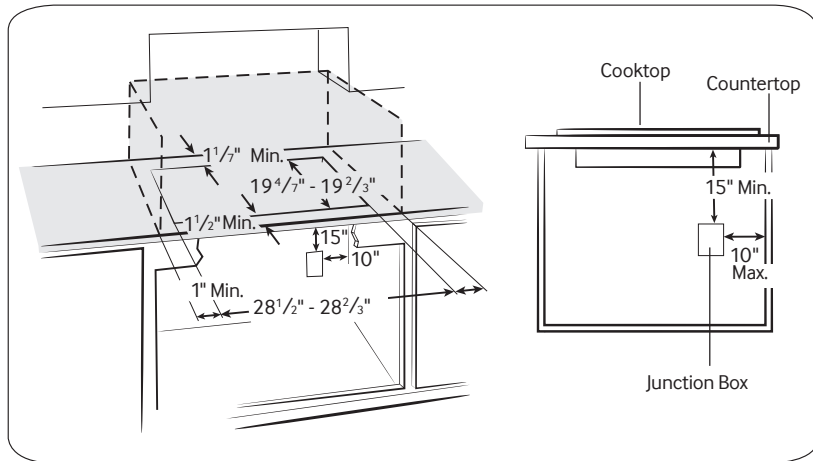
SAMSUNG

NZ30K6330RS

30" Electric Cooktop

Installing Your Cooktop

Can be installed over a single oven.



Total Power

9.5 kW

Power Source

240V / 60 Hz / 40A

Electric Cooktop

- Left Front: 7", 1.5 kW
- Left Rear: 7", 1.5 kW
- Right Front: 8" / 5", 2 kW
- Right Rear: 6", 1.2 kW (Melt)
- Center: 9" / 6", 3.3 kW (Rapid Boil™)

Warranty

One (1) Year All Parts and Labor

Five (5) Years Parts Warranty for Glass Cooktop and Radiant Heater

Product Dimensions & Weight (WxHxD)

Outside (Max) Cooktop Dimensions:

30" x 5 1/10" x 21 1/4"

Cooktop Cut-Out Dimensions:

28 1/2" x 5 1/10" x 19 4/7"

Weight: 35.7 lbs.

Shipping Dimensions & Weight (WxHxD)

Dimensions:

34 3/16" x 8 1/2" x 25 1/16"

Weight: 48.5 lbs.

Color

Stainless Steel

Model

NZ30K6330RS

UPC Code

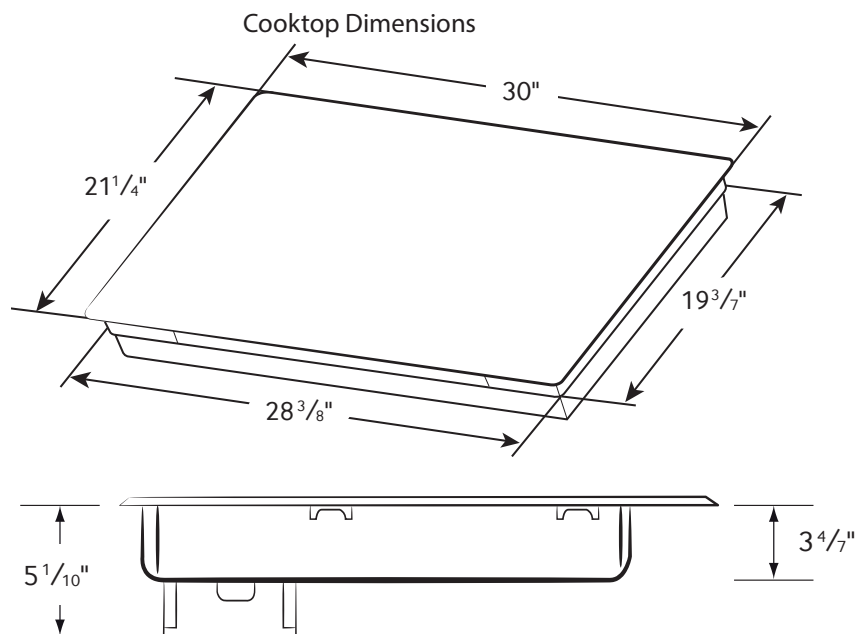
887276183329

Black Stainless Steel

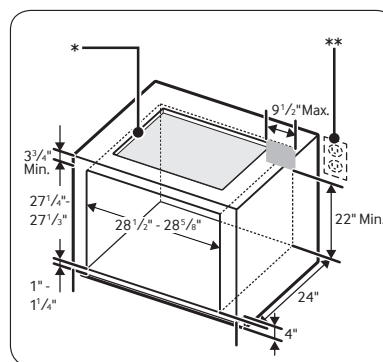
NZ30K6330RG

887276183312

Dimensions



Cut-Out Dimensions of Countertop



* See built-in oven installation for complete installation instructions. See label on top of approved built-in oven models.

** Refer to installation manual of oven.

SAMSUNG

Actual color may vary. Design, specifications, and color availability are subject to change without notice.
Non-metric weights and measurements are approximate.

©2017 Samsung Electronics America, Inc. 85 Challenger Road, Ridgefield Park, NJ 07660. Tel: 800-SAMSUNG. samsung.com.
Samsung is a registered trademark of Samsung Electronics Co., Ltd.

RF18HFENBSR

SAMSUNG

Samsung 18 cu. ft. Capacity Counter-Depth French Door Refrigerator



Signature Features

Counter Depth

- More capacity, smaller floor space.
- Our 18 cu. ft. capacity French Door has enough room to fit up to 18 bags of groceries.¹
- Stylish counter-depth design allows for more workable space in the kitchen.

¹ Grocery comparison based on each cubic foot of usable space equaling one paper bag.

Twin Cooling System[®]

- Refrigerator air is kept at higher, near-commercial-grade humidity levels to keep perishable fruits and vegetables from spoiling quickly.²
- Drier freezer air means less freezer burn for better-tasting frozen foods.

² Twin Cooling[®] humidity levels up to 5x higher than single cooling systems.

LED Lighting

- Beautifully lights up the interior so you're able to quickly spot what you want.
- Sleek design saves more space than traditional incandescent light bulbs.

Available Colors



Stainless Steel (shown)



Fingerprint Resistant
Black Stainless Steel



White



French Door Design



Automatic Filtered Ice Maker in Freezer
(External Filter Not Included)

Features

- 18 cu. ft. Capacity in Counter-Depth Category
- 33" Wide
- LED Lighting
- Automatic Filtered Ice Maker in Freezer (External Filter Not Included)
- Twin Cooling System[®]
- Surround Air Flow
- Power Freeze and Power Cool Options
- Two Humidity-Controlled Crispers
- Tempered Glass Shelves
- Gallon Door Bins
- EZ-Open Handle[™] on Freezer Door

Convenience

- Door Alarm

Rating

Meets DOE Standards:
617 kWh/yr

RF18HFENBSR

SAMSUNG

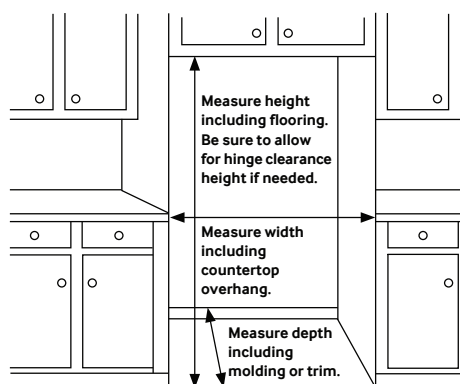
Samsung 18 cu. ft. Capacity Counter-Depth French Door Refrigerator

Installation Specifications

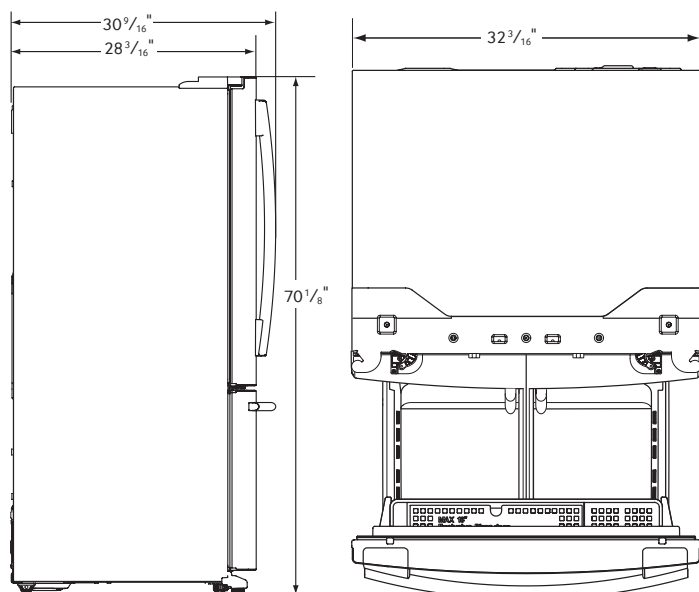
1. Measure the height, width and depth of the opening, making sure to include baseboards, molding tile, countertop overhang, etc. Check to be sure there is enough room to open the door (consider walls, islands or other obstacles when measuring).
2. Refer to illustration below to determine dimensions.
3. Allow 2.5" of clearance on hinge side of refrigerator when installing next to a wall where handle may make contact.
4. Allow 1" minimum clearance at rear for proper air circulation and water/electrical connections. Allow a 3/8" minimum clearance at sides and top for ease of installation.
5. Ensure each door and entryway in the home is wide enough for the refrigerator to be moved through easily.

For optimal usage and to be able to open refrigerator doors completely, do not install next to a wall.

Please note: The following dimension and cutout information is for planning purposes only. For complete installation details, consult manual packed with product, or download manual online at samsung.com.



Dimensions



Total Capacity: 17.5 cu. ft.

Refrigerator: 11.8 cu. ft.

- Surround Air Flow
- 2 Humidity-Controlled Crispers
- 3 Tempered Glass Shelves
- 2 Gallon Door Bins
- LED Lighting

Freezer: 5.7 cu. ft.

- EZ-Open Handle™
- Automatic Filtered Ice Maker (Cubed)
- LED Lighting

Accessories

External Filter (not included)

Warranty

One (1) Year Parts and Labor on Refrigerator
Five (5) Years Parts and Labor on Sealed Refrigeration System Only*
Ten (10) Years Parts and Five (5) Years Labor on Digital Inverter Compressor

*Compressor, evaporator, condenser, drier and connecting tubing.

Product Dimensions & Weight

Dimensions (WxHxD with hinges, handles and doors):
32 3/16" x 70 1/8" x 30 9/16"

Dimensions (WxHxD without hinges and door):
32 3/16" x 68 3/4" x 24 5/16"

Dimensions (WxHxD with hinge and door, no handle):
32 3/16" x 70 1/8" x 28 3/16"

Weight: 220 lbs.

Shipping Dimensions & Weight (WxHxD)

Dimensions: 34 11/16" x 75 1/16" x 30 3/16"

Weight: 236 lbs.

Color

Stainless Steel

Fingerprint Resistant

Black Stainless Steel

White

Model

RF18HFENBSR

RF18HFENBSG

RF18HFENBWW

UPC Code

887276217666

887276247229

887276217673