





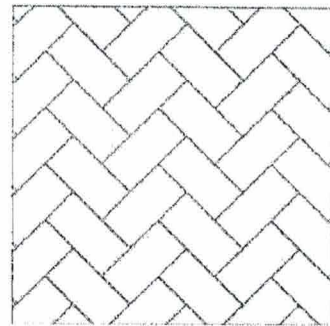
SUBWAY TILE PATTERNS



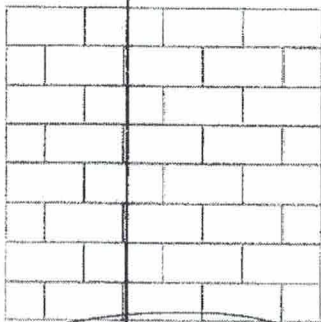
Vertical



Horizontal




Herringbone




Brick with 50% offset

Wall only – any tile
smaller than 12x24



Brick with 33% offset



Continuous 33% offset

Kitchen Backsplash

Note: this is an example on different tile installation layouts – size of tile will change the overall look.

*Millwood
Lot 2*