

EDGE PROFILE VERIFICATION FORM

STANDARD EDGE PROFILES

2 cm

STRAIGHT POLISH

UPGRADED EDGE PROFILES

4 cm

~~1/2" BEVEL~~

~~HALF BULLNOSE~~

~~FULL BULLNOSE~~

~~Ogee~~

~~DOUBLE OGEE~~

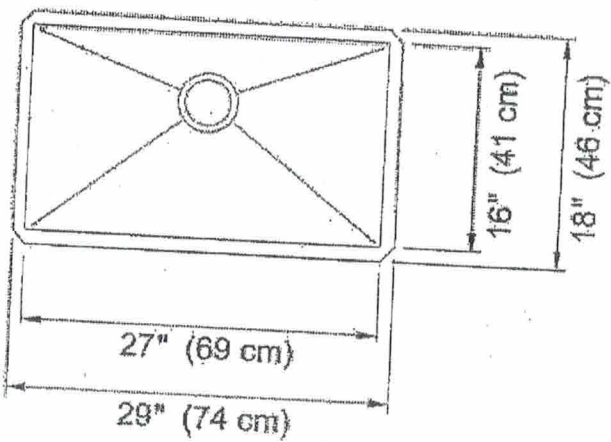

~~straight~~

Millwood
Lot 27 Ph1

9

Techna TCX110-27 Stainless Steel | 122.0295.871

FAMILY : Sinks | SERIES : Techna | MODEL : TCX110-27 | FINISH : Stainless Steel | INSTALLATION TYPE : Undermount



Millwood
Lot 27



contrac

CALVIN

19 $\frac{1}{4}$ " OVAL UNDERMOUNT SINK

☐ 4220CFY Undermount Sink

Product Specs:

- Vitreous china
- Front overflow hole
- Template and mounting hardware supplied

Overall Dimensions (W x D x H):

(OD): 490mm(19 $\frac{1}{4}$ ") x 410mm(16 $\frac{1}{8}$ ") x 195mm(7 $\frac{7}{8}$ ")

(ID): 430mm(17") x 350mm(13 $\frac{3}{4}$ ") x 145mm(5 $\frac{3}{4}$ ")

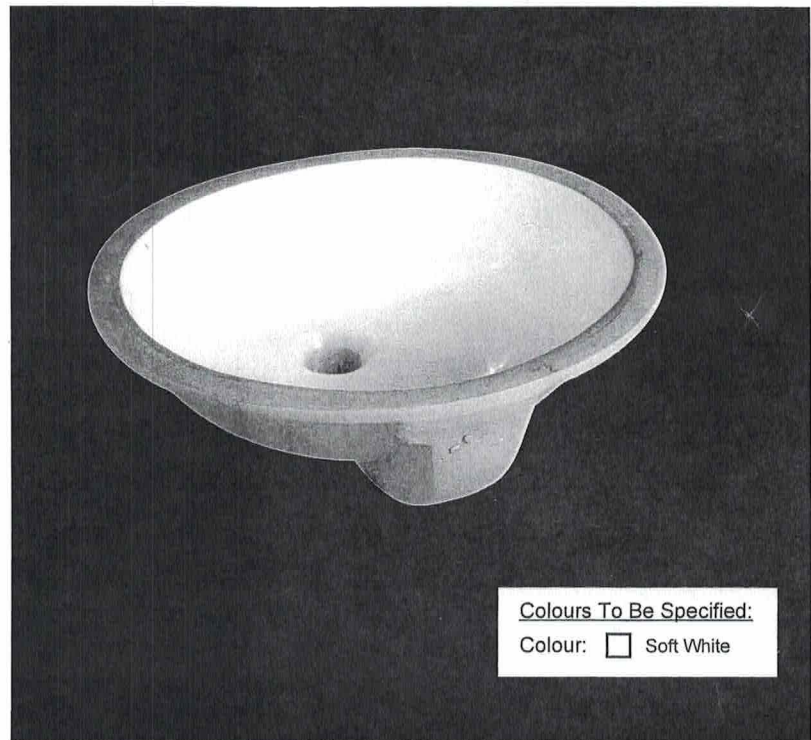
Compliance Certifications:

Meets or exceeds the following:

- IAPMO cUPC
- ASME A112.19.2 / CSA B45.1-2008

Shipping:

Cube 1.53
GW 19 lbs

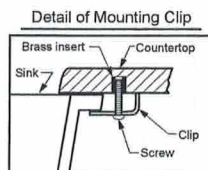


Colours To Be Specified:

Colour: ☐ Soft White

Notes:

Dimensions of fixtures are nominal and may vary within the range of tolerances established by ANSI standard A112.19.2. These measurements are subject to change or cancellation. No responsibility is assumed for use of superseded or voided pages.



Note:

▲ Dimensions shown for location of supplies and "P" trap are suggested.

