

EDGE PROFILE VERIFICATION FORM

STANDARD EDGE PROFILES

2 cm

STRAIGHT POLISH

UPGRADED EDGE PROFILES

4 cm

~~1/2" BEVEL~~

~~HALF BULLNOSE~~

~~FULL BULLNOSE~~

~~OGEE~~

~~DOUBLE OGEE~~

~~Straight~~

MAR 12 2021

Eastmore
Lot 2 Ph1

10

BLANCO

Sink Specifications

QUATRUS R15 U 1 3/4

Colour SKU
brushed finish 401520

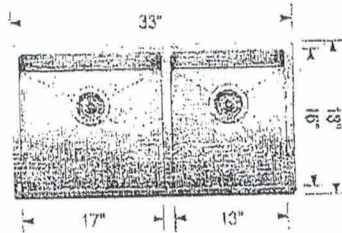
Design and planning tips

- Min cabinet size: 915 mm
- Bowl Depth: 9 in (230.0 mm)

Specifications:

Sink template, Mounting clips, Installation instructions, 3
1/2" (90 mm) stainless steel strainers

Depending on cabinet construction, a different cabinet
size may be required. Consult the cabinet manufacturer.



Optional Accessories

Workstation	406344
Cutting Board	406345
CapFlow	517666
Sink Grid	406450
Sink Grid	406451

Warranty

Limited lifetime warranty on all sinks and faucets. One-year warranty on all accessories and soap dispensers.

Code/Standards Compliance

BLANCO sinks and faucets are third-party tested and certified to CSA, cUPC, ANSI/ASME, IAPMO and NSF standards and listed by applicable certification bodies. For more information on individual product listings, contact our office or listing organization.



Need support? Learn more by watching our sink & faucet How-to videos:
<https://www.blanco.com/ca-en/support/how-to-videos/>



BLANCO Canada Inc
100 Corporation Drive
Brampton ON L6S 6B5

Tel & Fax

Tel: 905-494-2400 Toll free: 1-877-425-2626
Fax: 905-494-2425 Toll free: 1-877-825-2626

While BLANCO strives to provide accurate information, all images and dimensions in this document are intended for reference only and are subject to change at any time without notice. This document is not intended for use as an installation guide. For technical installation details, refer to installation instructions provided with the product. BLANCO assumes no responsibility for the use of superseded or voided specifications.

Eastmore
lot 2 Ph1



contrac

21½" RECTANGULAR UNDERMOUNT SINK

COLLETTE

□ 4220CIY

Undermount Sink

Product Specs:

- Vitreous china
- Front overflow hole
- Template and mounting hardware supplied

Overall Dimensions (W x D x H):

(OD): 545mm(21½") x 355mm(14") x 190mm(7½")

(ID): 485mm(19") x 295mm(11½") x 140mm(5½")

Compliance Certifications:


Meets or exceeds the following:

- IAPMO cUPC
- ASME A112.19.2 / CSA B45.1-2008

Shipping:

Cube 1.64

GW 25 lbs



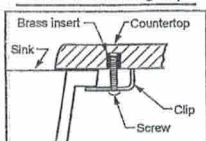
Colours To Be Specified:

Colour: ☐ Soft White

Notes:

Dimensions of fixtures are nominal and may vary within the range of tolerances established by ANSI standard A112.19.2. These measurements are subject to change or cancellation. No responsibility is assumed for use of superseded or voided pages.

Detail of Mounting Clip



Note:

▲ Dimensions shown for location of supplies and "P" trap are suggested.

LOT# 2
Eastmore

Master Ensuite
Ensuite 2/3
Ensuite 4

