



Specifications for Project

Delpark, Port Perry, Model Home

Lot 4, Phase 2

Location

Vaughan

905-303-6909



REMINDER:

To ensure a smooth project it is the responsibility of the homeowner / purchaser of appliances for this project to share all the attached specifications to ensure the cabinet provider, contractor, or any other tradesperson have all the information required to complete their work accurately.

Specifications are subject to change. If any tradesperson has questions regarding the attached specifications please contact our sales associate.

Powered by SteelCod

Slim Spec Package

Delpark, Port Perry, Model Home
Lot 4, Phase 2



Coast Appliances
coastappliances.com

Jason Bellin
Commercial Sales Representative
905-303-6909

Search **20250319180426570SC**
Version 1.1

Wed, Mar 19, 2025
2:04 PM EDT

To ensure a smooth project it is the responsibility of the homeowner / purchaser of appliances for this project to share all the attached specifications to ensure the cabinet provider, contractor, or any other tradesperson have all the information required to complete their work accurately.

Specifications are subject to change. If any tradesperson has questions regarding the attached specifications please contact our sales associate.



enterprise.steelcod.com/sp/csta/FEGBZX2G

<i>Contents</i>	<i>Page no.</i>
LRFXC2606S LG Refrigeration 26 cu. ft. Counter Depth MAX Refrigerator	4
LSGL6335F LG Range 6.3 cu ft. Smart wi-fi Enabled ProBake Convection® InstaView® Gas Slide-In Range with Air Fry	5
LDPH5554S LG Dishwasher 24" Smart Top-Control Dishwasher with 1-Hour Wash & Dry, QuadWash® Pro, and Dynamic Heat Dry™ - PrintProof Stainless Steel	6
NN-ST681SC Panasonic Microwave Mid-Size Genius Inverter Microwave	7
NN-TK612G Panasonic Trim Kit 24 inch Trim Kit	8

Note about page numbers:
Because the original manufacturer's documents are not altered in any way, the page numbers displayed on the page may not correspond to the page number within this package.

All specifications are intended for initial planning purposes only.
Manufacturers reserve the right to change specifications at any time without notice. Always consult the installation instructions found on the manufacturer's website or included with the appliances before installation.

Slim Spec Package

WM3600HWA LG Washer 5.2 cu.ft. Ultra Large Capacity Front Load Washer with AI DD	9
DLE3600W LG Dryer 7.4 cu. ft. Front Load Dryer	10
NTW4519JW Amana Washer	11
YNED4655EW Amana Dryer	12

Note about page numbers:
Because the original manufacturer's documents are not altered in any way, the page numbers displayed on the page may not correspond to the page number within this package.

All specifications are intended for initial planning purposes only.
Manufacturers reserve the right to change specifications at any time without notice. Always consult the installation instructions found on the manufacturer's website or included with the appliances before installation.

LG REFRIGERATION



LRFXC2606S
26 cu. ft. Counter Depth MAX Refrigerator

26 cu. ft. Counter Depth Capacity

Dual Ice maker – Cubed and Crush

Cool Guard™

Door Cooling+

Flat Door Design with Handle

Smart Inverter

AVAILABLE COLOURS



SMUDGE RESISTANT STAINLESS STEEL



Proactive Smart Alerts to Keep
Your Appliances Running Smoothly



- Preventative Alerts help you stay a step ahead of potential issues to find proactive solutions before problems arise.
- Avoid preventable repairs and service calls with real-time diagnostics for a hassle-free experience.
- Integrated within LG's ThinQ app—a smart home hub for managing your smart devices and appliances.

CAPACITY	
Refrigerator (cu. ft.)	16.9 cu. ft.
Freezer (cu. ft.)	8.6 cu. ft.
Total Capacity (cu. ft.)	25.5 cu. ft.
ENERGY	
ENERGY STAR® Qualified	Yes
Energy Consumption (kWh/Year)	699
WATER & ICE SYSTEM	
Ice & Water Dispenser	Yes
In-door Ice maker	Yes (1)
In-door Ice maker Ice Type	Cubed / Crushed
In-door Ice maker Daily Production	3.0 / 3.3 (IcePlus) lbs.
In-door Ice maker Storage Capacity	3.0 lbs.
No. Freezer Ice maker	Yes (1)
Freezer Ice maker Ice Type	Cubed
Freezer Ice maker Daily Production	2.5 / 2.7 (IcePlus) lbs.
Freezer Ice maker Storage Capacity	4.0 lbs.
Ice Plus	Yes
Filteration System	1 stage
Filter	LT1000P
COOLING	
Compressor Type	Smart Inverter
Evaporator	Yes (1)
Multi Air Flow Cooling	Yes
Temperature Sensors	2
Refrigerant	Low GWP, Zero ODP and More Energy Efficient Refrigerant (R600a / 57g / 2.01oz)
CONVENIENCE	
Display Type	Smooth Touch Control / White LED
Temperature Controls	Electronic/Digital
Door Alarm	Yes
Child Lock	Yes
Auto Closing Door Hinge	Yes

LoDecibel™ Quiet Operation	Yes
Sabbath Mode	Yes
ADA Compliant	Yes
REFRIGERATOR	
No. of Shelves	4 Split (4 Fixed)
Shelf Construction	Spill Protector/Tempered Glass
Shelf Trim	White Décor
No. of Crisper Bins	2
Pantry (Glide N Serve)	Yes (Normal)
CoolGuard™	Yes
Fresh Air Filter	Yes
Light	Yes
REFRIGERATOR DOOR	
No. of Bins	4 (Left Door), 4 (Right Door)
Door Shape	Flat
Handle Type	Bar
FREEZER	
Door Type	Pull Drawer
Handle Type	Smart Pull™ Handle
Drawers / Shelves	2-Tier Organization
Freezer Light	Upper LED Lighting
	Lower No
SMART TECHNOLOGY	
Smart Diagnosis	Yes
Wi-Fi	Yes
ThinQ®	Yes
ThinQ® Care	Yes
MATERIALS AND FINISHES	
Hidden Hinges	Yes
Surface	Smooth
Handles	Matching Commercial Handles
All Available Colors	Smudge Resistant Stainless Steel
Insulation	Low GWP and Zero ODP Blowing Agent

DIMENSIONS/CLEARANCES/WEIGHTS	
Product (W x H x D)	35 3/4" x 70 1/4" x 31 5/8"
Width	35 3/4"
Height (to Top of Hinge)	70 1/4"
Depth (with Handles)	31 5/8"
Width (Door Open 90° without Handle)	40"
Width (Door Open 90° with Handle)	44 7/8"
Width (Door Fully Open without Handle)	56 3/4"
Height (to Top of Case)	68 7/8"
Depth without Door	24 3/4"
Depth without Handles	29 1/8"
Depth (to Hinge Cover)	18 1/4"
Depth (Total with Door Open)	43 5/8"
Depth (Draw Open Fully without Handle)	48 7/8"
Installation Clearance	Sides 1/8", Top 1", Back 2"
Carton Dimensions (WxHxD)	38" x 72" x 31"
Weight (Unit/Carton)	291 lbs. / 313 lbs.
LIMITED WARRANTY	
Parts & Labor	1 Year
Sealed System (Parts Only)	7 Years
Compressor (Parts Only)	10 Years
UPC CODES	
LRFXC2606S (Smudge Resistant Stainless Steel)	195174057339

LOT#4 PORT PERRY PHASE 2

HOME APPLIANCES

LG COOKING

LSGL6335_

6.3 cu. ft. Smart Wi-Fi Enabled ProBake Convection®

InstaView™ Gas Slide-in Range with Air Fry

6.3 cu. ft. Capacity

Built-In Air Fry with ProBake Convection®

EasyClean® + Self Clean

20K BTU on Edge-to-Edge Cooktop

LG ThinQ® App with ThinQ Care

AVAILABLE COLORS



PRINTPROOF™ STAINLESS STEEL



PRINTPROOF™ BLACK STAINLESS STEEL

Proactive Smart Alerts to Keep Your Appliances Running Smoothly



- Preventative Alerts help you stay a step ahead of potential issues to find proactive solutions before problems arise.
- Avoid preventable repairs and service calls with real-time diagnostics for a hassle-free experience.
- Integrated within LG's ThinQ app—a smart home hub for managing your smart devices and appliances.



SUMMARY	
Cooktop Type	Sealed
Number of Cooktop Burners	5
Oven Type	Single Oven
Oven Cooking System	ProBake Convection®
Oven Capacity (cu. ft.)	6.3
Oven Cleaning Type	EasyClean® + Self Clean
Drawer Type	Storage
Size in Width (in.)	30"
APPEARANCE	
Color	PrintProof™ Stainless Steel PrintProof™ Black Stainless Steel
Control Type	SmoothTouch™ Glass
Knobs	Stainless Steel Appearance, Weighted
Oven Door Feature	InstaView & WideView™ Window
Cooktop Finish	EasyClean® Stainless Steel, Porcelain Enamel
COOKTOP	
Cooktop Type	Sealed
EasyClean Cooktop	Yes (PrintProof™ Stainless Steel)
Number of Cooktop Burners	5
Element/Burner - Left Front	18,000 BTU
Element/Burner - Left Rear	9,100 BTU
Element/Burner - Right Front	20,000 BTU UltraHeat™
Element/Burner - Right Rear	5,000 BTU
Element/Burner - Center	10,000 BTU Oval
Cooktop Burner Grate Features	Edge-to-edge continuous grates
Cooktop Burner Grate Material	Cast Iron

OVEN	
Oven Type	Single Oven
Oven Cooking System	ProBake Convection®
Convection Conversion Auto-Adjust	Yes
Oven Cleaning Type	EasyClean® + Self Clean
Self-Clean Oven Door Lock	Automatic
Oven Capacity (cu. ft.)	6.3
Broiler Element Power	13,500 BTU
Bake Element Power	19,000 BTU
Number of Rack Positions	7
Number of Oven Racks	2
Oven Rack Type	1 Offset, 1 Heavy Duty
Drawer Type	Storage
Oven Modes	Bake, Conv. Bake, Conv. Roast, Broil High, Broil Low, Warm, Proof, Frozen Meal, Air Fry, Slow Cook, EasyClean, SelfClean
Oven Light Type	Halogen
CONTROL FEATURES	
Kitchen Timer	Yes
Timed Cook	Yes
Oven Control Lock	Yes (Key)
Sabbath Mode	Yes

SMART FEATURES	
Wi-Fi Connect	Yes
ThinQ Care	Yes
Smart Diagnosis™	Yes
Works with	LG ThinQ® Amazon Alexa Google Assistant SIDECHEF Innit (*) Nestle (*) Kraft-Heinz(*)
INCLUDED ACCESSORIES	
Air Fry Tray	Yes
Cast Iron Griddle	Yes
POWER/RATINGS	
Volts/Hertz/Amps	120V/60Hz/4.2A
DIMENSIONS & WEIGHT	
Cabinet Width (in.)	30"
Overall Depth (in.) - including handle	29 5/16" (743.9 mm)
Overall Height (in.)	37 1/8" (943.0 mm)
Overall Width (in.)	29 7/8" (758.8 mm)
Product Weight (lbs.)	157.7
Shipping Weight (lbs.)	200.3
Shipping Dimensions (W x H x D) (in.)	32 1/2" x 44" x 30 1/2"
UPC CODES	
LSGL6335F (PrintProof™ Stainless Steel)	048231341882
LSGL6335D (PrintProof™ Black Stainless Steel)	048231341899

*These partners may not yet be available at the time of purchase of this product, please continue to check for app updates

© 2021 LG Electronics USA, Inc. All rights reserved. "LG Life's Good" is a registered trademark of LG Corp. All other product and brand names are trademarks or registered trademarks of their respective owners. Design, features and specifications are subject to change without notice. Non-metric weights and measurements are approximate. Some features may require Internet access. Content and services may vary by product and are subject to change without notice. 4/17/23





LG DISHWASHERS

LDPH5554S/D
Top Control Wi-Fi Enabled Dishwasher
with QuadWash™ Pro

- 1-Hour Wash & Dry
- QuadWash Pro
- Dynamic Heat Dry
- Auto Leak Detection
- 3rd Rack
- LoDecibel Operation (46 dB)

AVAILABLE COLORS

-  PRINT PROOF STAINLESS STEEL LOOK
-  PRINT PROOF BLACK STAINLESS STEEL



Proactive Smart Alerts to Keep
Your Appliances Running Smoothly

- Preventative Alerts help you stay a step ahead of potential issues to find proactive solutions before problems arise.
- Avoid preventable repairs and service calls with real-time diagnostics for a hassle-free experience.
- Integrated within LG's ThinQ app—a smart home hub for managing your smart devices and appliances.



CAPACITY	
Total Place Settings	15
Upper Rack Dish Height Limit	7.1"
Lower Rack Dish Height Limit	12.5"
RACKS AND BASKETS	
Cutlery Baskets	Yes
Fold Down Tines	Yes (Half on Upper & Half (Normal) on Lower)
BPA-Free Nylon Coated Racks and Tines	Yes
EasyRack™ Plus System	Yes
Height Adjustable	Easy One Touch (3 Levels)
Rack Handle	Yes
Rack Color (Handle)	Noble Grey
Rack Color (Tine)	Silver
Gliding Type_Lower	Wheel
STYLE AND DESIGN	
Control Panel Location	Top Control
Control Panel Material	ABS
Touch Control	Yes
Tub Material	NeveRust™ Stainless Steel
Handle	Pocket Handle
All Available Colors	Print Proof Stainless Steel Print Proof Black Stainless Steel
Status Indicators	Hidden Front Count Down Timer
Remaining Time Indicator	LED
FEATURES	
QuadWash™ Pro	Yes
Quad Arm Body Color	Noble Grey
Quad Arm Nozzle Color	Orange
Spray Arm	Yes
Number of Spray Arms	3 (Top, Upper, Lower)
SenseClean™ Wash System	Yes
Vario Wash	Yes
Detergent and Rinse-Aid Dispenser	Yes
Drying System	Dynamic Heat Dry
Number of Wash Cycles	9 (Auto, Heavy, Delicate, Normal, 1-Hour, Download Cycle-Machine Clean, Rinse, Express)
Number of Options	7 (Flex Zone, High Temp, Dry Boost, Delay Start - Up to 12 hours,, Control Lock, Night Dry, Remote Start)
End of Cycle Indicator	Yes (Beeper + END indication on display)

Hidden Water Heater	Yes
Safety Float Switch (Leaks)	Yes
Soil (Turbidity) Sensor	Yes
DirectDrive Motor™	Yes
LoDecibel™ Quiet Operation	46 dBA
Tub Insulation	Yes (Damping Sheet, Sound Absorbing Material (felt), Base)
Anti-Bacterial Treatment (Drain hose)	Yes
Balanced Door	Yes
ThinQ® SMART FEATURES	
Wi-Fi Enabled	Yes
ThinQ Care	Yes
SmartDiagnosis™	Yes
POWER RATINGS	
ENERGY STAR® Qualified	Yes
CEE Tier	1
Energy Use (kWh/Year)	238 kWh/Year
Water Use (Gallons/Cycle)	2.9
DIMENSIONS / CLEARANCES / WEIGHT	
Product Dimensions (in) (W x H x D)	23" 3/4 x 33 5/8" x 24 5/8"
Min Height (Unit Dimensions)	33 5/8"
Max Height (Unit Dimensions)	36"
Product Weight	92.15 lbs.
Depth with Door Closed with Handle (in)	24 5/8"
Depth with Door Open (in)	49 1/4"
Water Connection (in)	90° 3/8" Compression Installed at Factory
Drain Hose End Sizes (in)	5/8" or 3/4" or 1"
Carton Dimensions (in) (W x H x D)	28 1/32" x 29 5/8" x 34 7/8"
Shipping Weight with Carton	104.27 lbs.
LIMITED WARRANTY	
Labor & Parts	1 Year
Control Board and Rack Parts	Control Board and Rack Parts 2 Years Stainless Tub and Door Liner 2 Years
Direct Drive Motor	10 Years
UPC CODES	
LDPH5554S	048231347686
LDPH5554D	048231347693



[Microwave Ovens](#) [Countertop](#)

Countertop NN-ST681SC

Model Number		NN-ST681SC
Type		Mid-size
Capacity		1.2 cu.ft.
Technology		Inverter®
Power	Microwave	1,200 W
	Grill	NA
	Grill Power Level	NA
	Convection	NA
Combination	Microwave + Grill	NA
	Power Level	NA
Design	Colour	Stainless Steel
	Dial / Button	-
	Door Release	Push Open
	Finish	Half Mirror
Control Panel	Panel Design	Touch pad
Display	Type	4 Digit
	Colour	Green
	Back Light	yes
Power Level + Other.	Power Level	10
	Delay Start	yes
	Clock	12 Hour
	Child Lock	yes
	Stage Cooking	3 Stage
Menu	Sensor	yes



LOT#4 PORT PERRY PHASE 2



Trimkit (24")
NNTK612G

PRODUCT INFORMATION

- Compatible with NNSD671S, NNSD671SC, NNSD691S, NNST661S, NNST663SC, NNST671S, NNST676S, NNST681S, NNST681SC, NNST696S

eStore

- My Cart
- Track Order

Support

- Contact Us
- FAQ

Your Account

- Modify Account
- Order History

Other

- Sitemap
- Affiliate Program



HOME APPLIANCES

LG LAUNDRY


WM3600HWA
5.2 cu. ft. Capacity Front Load Washer

- AI DD™
- Steam Technology
- ENERGY STAR® Qualified
- SmartDiagnosis™
- Touch Control Panel
- ThinQ™ Technology (Wi-Fi Enabled)

LG ThinQ™

Enjoy new ways to control your home with LG smart appliances

- Start the laundry while you're out shopping
- Get alerts when the cycle is finished
- Works with the LG ThinQ® app

 works with the Google Assistant

 works with alexa



CAPACITY	
Capacity (cu.ft.)	5.2
APPEARANCE	
Design Look	Front Control
Intelligent Electronic Controls with LED Display	•
Touch Buttons	•
Dial-A-Cycle™	•
ENERGY	
ENERGY STAR® Qualified	•
CEE Tier	2
DRYING PROGRAMS	
No. of Programs - 10	Normal, Heavy Duty, Bedding, Allergiene™, Tub Clean, Perm .Press, Delicates, Speed Wash, Rinse + Spin, Downloaded
No. of Options - 10	Steam, Delay Wash, Pre-wash, Extra Rinse, Cold Wash, Wi-Fi, Remote Start, Spin Only, Control Lock, Signal
Temperature Settings	5 Extra Hot, Hot, Warm, Cold, Tap Cold
Spin Speeds	5 Extra High, High, Medium, Low, No Spin
Water Levels	Load Sensing
Soil Levels	3
FABRIC CARE FEATURES	
AI DD™	•
Steam Technology	•
Allergiene™ Cycle	•
ColdWash™ Option	•
CONVENIENCE FEATURES	
4 Tray Dispenser	Prewash, Main Wash (with liquid detergent cup), Bleach, Fabric Softener
TrueBalance™ Anti-Vibration System	•
Load Sense	•
Control Lock	•
Auto Suds Removal	•
Leveling Legs	4 Adjustable Legs
ThinQ® TECHNOLOGY	
SmartDiagnosis™ (v3.0)	•
Wi-Fi	•
Remote Start and Cycle Monitor	•
Energy Monitoring	•
Tub Clean Coach	•

MOTOR	
Motor Type	Inverter Direct Drive Motor
Motor Speed	Variable
Max RPM	1,300
Axis	Horizontal
MATERIALS AND FINISHES	
NeveRust™ Stainless Steel Drum	•
Cabinet	PCM
Control Panel	Plastic
Top Plate	Painted
Door Cover	Tempered Glass Door
Door / Rim	Glass / White
All Available Colours	White (W)
POWER SOURCE	
Ratings	UL Listed
Electrical Requirements	120V, 10 Amps
Type	Electric
OPTIONS	
Pedestal	WDP4W 27" x 14 1/8" x 30 3/4"
SideKick™ Pedestal Washer	WD100CW 27" x 14 1/8" x 30 3/4"
Stacking Kit	KSTK1
DIMENSIONS	
Product (WxHxD)	27" x 39" x 30 1/4" 55" (With door open)
Carton (WxHxD)	29 23/32" x 42 27/32" x 31 17/32"
Weight (Product/Carton)	198.4 lbs / 212.1 lbs
LIMITED WARRANTY	
1 Year Parts and Labour, 3 Years on Drum, 10 Years on Direct Drive Motor	
UPC CODES	
WM3600HWA	048231028264
DLE3600W	772454073335
DLG3601W	772454073342
WD100CW	048231015172
WDP4W	048231011211
KSTK1	772454059896

HOME APPLIANCES

LG LAUNDRY

DLE3600W/DLG3601W
7.4 cu.ft. Capacity Electric/Gas Dryer

- AI Sensor Dry™
- Aluminized Alloy Steel Drum
- Touch Control Panel
- ENERGY STAR® Qualified
- ThinQ Technology (Wi-Fi Enabled)
- FlowSense™ Duct Clogging Indicator

LG ThinQ™

- Start the laundry while you're out shopping
- Get alerts when the cycle is finished
- Works with the LG ThinQ® app

works with the Google Assistant

WORKS WITH alexa



CAPACITY	
Capacity (cu.ft.)	7.4
APPEARANCE	
Design Look	Front Control
Intelligent Electronic Controls with LED Display	•
Touch Buttons	•
Dial-A-Cycle™	•
ENERGY	
ENERGY STAR® Qualified	•
DRYING PROGRAMS	
No. of Programs - 10	Normal, Heavy Duty, Bedding, Small Load, Perm Press, Delicates, Towels, Speed Dry (Manual Dry), Air Dry (Manual Dry), Downloaded
No. of Options - 9	More Time, Less Time, Damp Dry Signal, Wrinkle Care, Control Lock, Wi-Fi, Energy Saver, Remote Start, Signal
Temperature Settings	5 High, Mid High, Medium, Low, Ultra Low
Drying Levels	5 Very, More, Normal, Less, Damp
Manual Dry Times	60 min, 50 min, 40 min, 30 min, 20 min, More Time/Less Time
FABRIC CARE FEATURES	
AI Sensor Dry™	•
Precise Temperature Control and Variable Heater	•
CONVENIENCE FEATURES	
3 Minute Installation Check	•
LoDecibel™ Quiet Operation	•
End of Cycle Signal	•
Reversible Door	•
FlowSense™ Duct Clogging Indicator	•
Wrinkle Care Option	•
Control Lock	•
Venting Option	Electric: 4 Way Venting Gas: 3 Way Venting
Leveling Legs	4 Adjsutable Legs
Remaining Time Display/Status Indicator(s)	•

ThinQ® TECHNOLOGY	
SmartDiagnosis™ (v3.0)	•
Wi-Fi	•
Remote Start and Cycle Monitor	•
Energy Monitoring	•
MATERIALS AND FINISHES	
Aluminized Alloy Steel Drum	•
Cabinet	Painted Steel
Control Panel	Plastic
Door	Tempered Glass
All Available Colours	White (W)
POWER SOURCE	
Ratings	CSA Listed
Electrical Requirements	Electric: 240V, 30 Amps Gas: 120V, 15 Amps
Type	Electric / Gas
BTU Rating	Electric - 10,000 Gas - 20,000
OPTIONS	
Pedestal	WDP4W
Pedestal (WxHxD)	27" x 14 1/8" x30 3/4"
Stacking Kit	KSTK1
DIMENSIONS	
Product (WxHxD)	27" x 39" x 30 1/8" 51 3/8" (With door open)
Carton (WxHxD)	29 1/2" x 42 1/4" x 31 1/4"
Weight (Product/Carton)	Electric - 121.9 lbs / 140.2 lbs Gas - 136.03 lbs / 151.7 lbs
LIMITED WARRANTY	
1 Year Parts and Labour, 3 Years on Drum	
UPC CODES	
WM3600HWA	048231028264
DLE3600W	772454073335
DLG3601W	772454073342
WDP4W	048231011211
KSTK1	772454059896