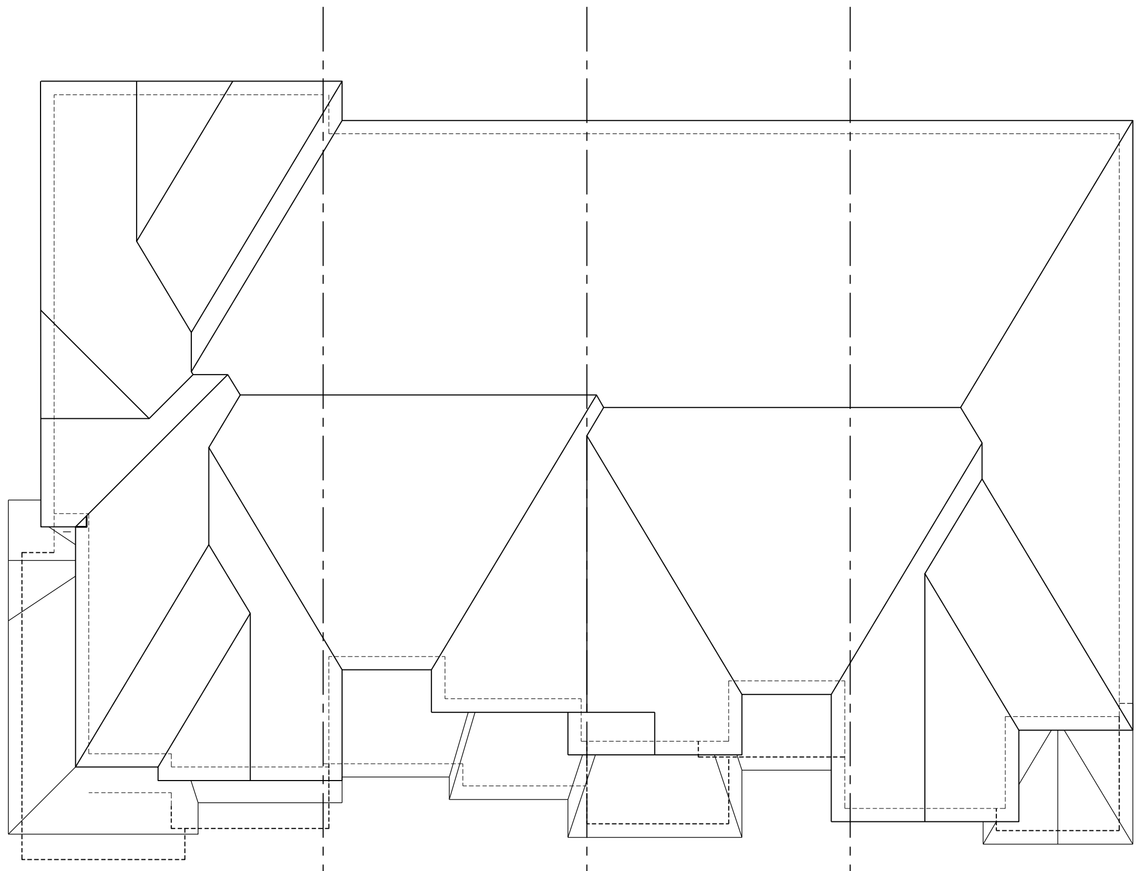

1-27 UNIT T06 ELEV. 'A'
1-26 UNIT T02 ELEV. 'A' REV.
1-25 UNIT T03 ELEV. 'A'
1-24 UNIT T04 ELEV. 'A' REV

ROOF PLAN - BLOCK 7

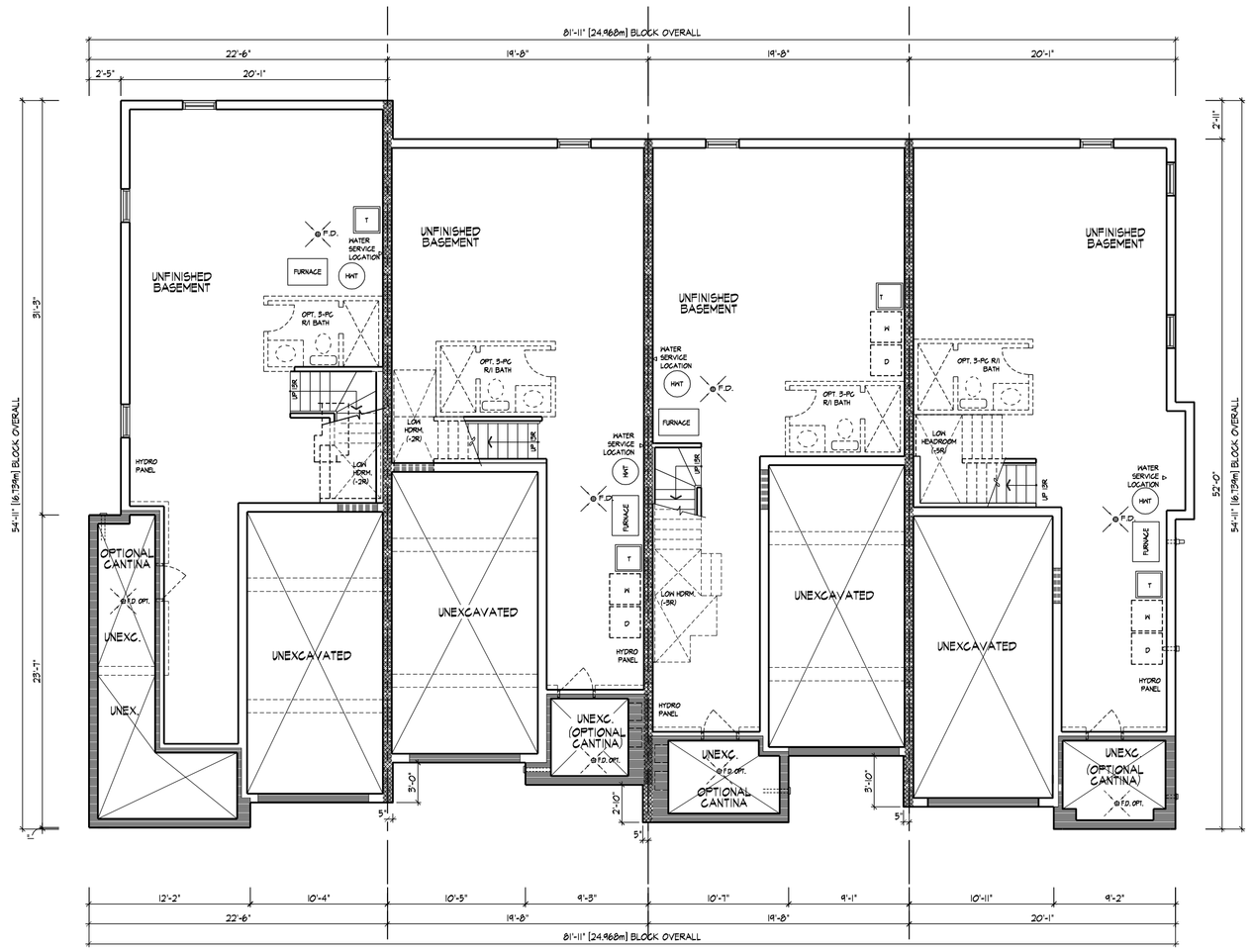

1-27 UNIT T06 ELEV. 'A'
1-26 UNIT T02 ELEV. 'A' REV.
1-25 UNIT T03 ELEV. 'A'
1-24 UNIT T04 ELEV. 'A' REV

BASEMENT PLAN - BLOCK 7

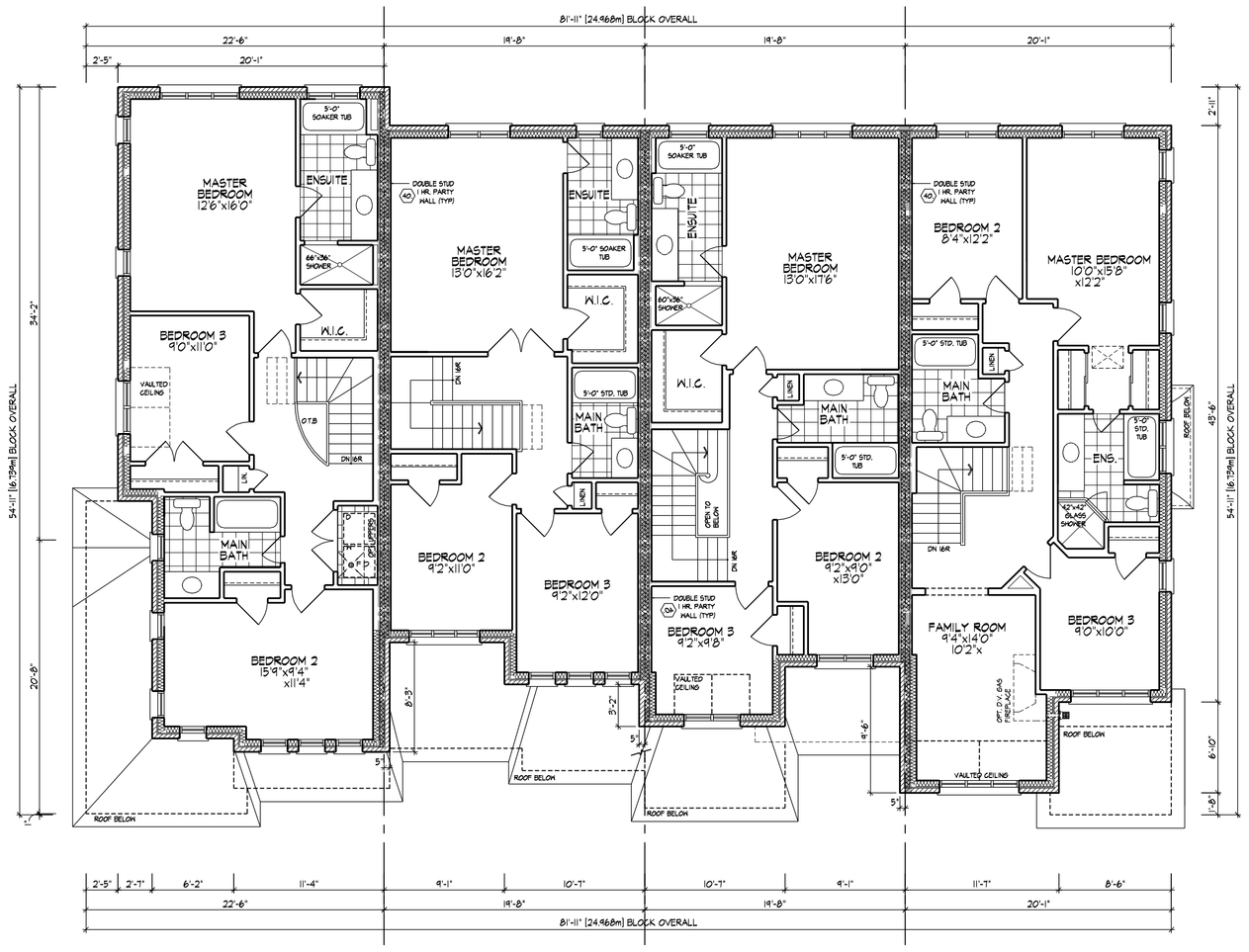

1-27 UNIT T06 ELEV. 'A'
1-26 UNIT T02 ELEV. 'A' REV.
1-25 UNIT T03 ELEV. 'A'
1-24 UNIT T04 ELEV. 'A' REV

SECOND FLOOR PLAN - BLOCK 7

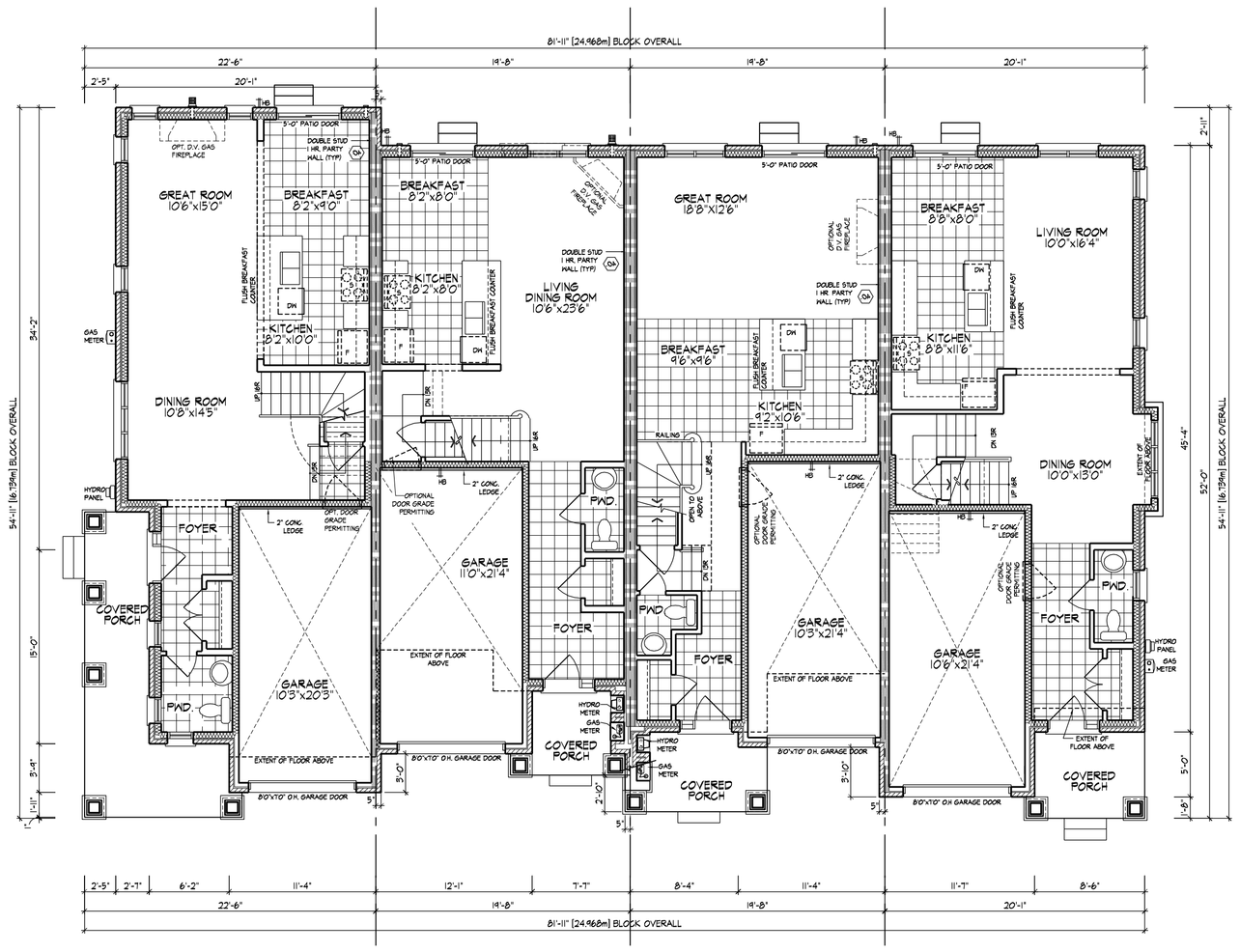

1-27 UNIT T06 ELEV. 'A'
1-26 UNIT T02 ELEV. 'A' REV.
1-25 UNIT T03 ELEV. 'A'
1-24 UNIT T04 ELEV. 'A' REV

GROUND FLOOR PLAN - BLOCK 7

BUILDING AREA	4089.49 sq ft
INCLUDING PORCHES	379.93 sq m

A FIREWALL IS REQUIRED IF THE BUILDING AREA IS GREATER THAN 600 m2 (6458 sq ft) AS PER BUILDING CODE PART 9 LIMITATIONS SECTION 1.1.2.4.(1)
** DEFINITION OF BUILDING AREA AS PER PART 1.4.1.2. IS THE EXTENT OF THE GREATEST HORIZONTAL BUILDING EXTERIOR WALLS ABOVE GRADE TO IF REQ'D THE CENTER OF THE FIREWALL (DEMISING LINE)

BUILDING AREA CALCULATION FOR FIREWALLS AS PER O.B.C. PART 1 SECTION 1.1.2.4.(1), PART 3.1. & 9.10.

SECTION	BUILDING AREA
LOT(S) 24-27	4089.49 sq ft
	379.93 sq m
LOTS(S) ###	0.00 sq ft
	0.00 sq m
LOT(S) ###	0.00 sq ft
	0.00 sq m

GENERAL NOTES

1. PROVIDE FIRESTOPS AS REQUIRED BY O.B.C. 9.10.16
2. REFER TO UNIT WORKING DRAWINGS, ENGINEERS DRAWINGS AND SITEPLAN FOR ADDITIONAL INFORMATION AND VERIFICATION.
3. REFER TO ROOF TRUSS MANUFACTURER'S DRAWINGS FOR LAYOUT, SPACING, INSTALLATION DETAILS AND HANGER SIZES.
4. CONTRACTOR MUST VERIFY ALL DIMENSIONS ON THE JOB REPORT ANY DISCREPANCIES TO HUNT DESIGN ASSOCIATES INC. (H.D.A.I.) BEFORE PROCEEDING WITH THE WORK. ALL DRAWINGS AND SPECIFICATIONS ARE INSTRUMENTS OF SERVICE AND ARE THE PROPERTY OF H.D.A.I.
5. COMBUSTIBLE PROJECTIONS ON THE EXTERIOR OF A WALL THAT ARE MORE THAN 1100mm (3 ft 3 in) ABOVE GROUND SHALL NOT BE PERMITTED WITHIN 1.2m (3 ft 11 in) OF A PROPERTY LINE OR CENTRE LINE OF A PUBLIC WAY OR 2.4m (7 ft 10 in) OF A COMBUSTIBLE PROJECTION ON ANOTHER BUILDING ON THE SAME PROPERTY AS PER PART 9 SECTION 9.10.14.5.(5)

LEGEND

1. POURED IN PLACE STEPS WITH MASONRY VENEER ON SIDES.
2. DROP OR RAISE BANDING BY AMOUNT INDICATED.
3. ADD BANDING AND/OR TRIM AS INDICATED.
4. ADDED CAMBERED HEADERS.
5. 8'-0" X 8'-0" GARAGE DOORS.
6. DROPPED OR RAISED SOFFIT AS INDICATED.
7. ADJUSTED ROOF OVERHANG AS INDICATED ON ROOF PLAN.
8. PROVIDE GUARD PER CONSTRUCTION NOTE 11.
9. FOYER SUNKEN AS INDICATED
10. LIGHT FIXTURE RELOCATED AS INDICATED.

WALL TYPE LEGEND

FRR	LINE TYPE	DETAILS
45 MIN		SECTION 1, 2 & 3
60 MIN		SECTION 8 (BLOCK) SECTION 9 (WOOD STUD)
120 MIN		SECTION 10

DETAILS

No. / REVISION PAGE	TITLE
01.1-1	MASONRY VENEER, 2"x6" STUDS, 2 STOREY WALL SECTION
01.1-2	MASONRY VENEER, 2"x6" STUDS, 2 STOREY AT GARAGE WALL SECTION
01.1-3	MASONRY VENEER, 2"x4" STUDS, 1 STOREY GARAGE WALL SECTION
01.9-1	TYPICAL 1 HR PARTY WALL SECTION, PARALLEL ROOF TRUSSES, 2"x4" DOUBLE STUDS
02.9-2	TYPICAL 1 HR PARTY WALL SECTION, PERPENDICULAR ROOF TRUSSES, 2"x4" DOUBLE STUDS
03.9-3	TYPICAL 1 HR PARTY WALL SECTION, PARALLEL ROOF TRUSSES, 2"x4" DOUBLE STUDS AT FARED GARAGE
04.9-4	TYP. STUD PARTY WALL SECTION AT U/S OF GAR. CEILING SPACE
05.9-5	1 HR DOUBLE STUD PARTY WALL, BRICK VENEER, FLUSH UNIT
06.9-5	1 HR DOUBLE STUD PARTY WALL, BRICK VENEER, STAGGERED UNIT
11.9-6	TYP. R.H.S.S. AT PARTY WALL RECESSED CONDITION-DOUBLE STUD
12.9-6	TYP. R.H.S.S. AT PARTY WALL FURRED OUT CONDITION-DOUBLE STUD
13.9-7	1 HR DOUBLE STUD PARTY WALL @ GARAGE, 45 MIN FIRE RATING, BRICK VENEER
14.9-7	1 HR DOUBLE STUD PARTY WALL, FLUSH AT GARAGE, BRICK VENEER
15.9-7	REQUIRED FIRE STOPPING AT SOFFITS SECTION
01.10-1	TYPICAL 2 HR FIREWALL
02.10-2	TYPICAL 2 HR FIREWALL AT VARIED FLOOR LEVELS

REVISIONS

NO.	DESCRIPTION	YYYY.MM.DD	BY
5.		.	.
4.		.	.
3.		.	.
2.	REVISED AS PER CLIENT COMMENTS	2015.03.17	RC
1.	ISSUED FOR CLIENT REVIEW	2015.02.19	VS

THE UNDERSIGNED HAS REVIEWED AND TAKES RESPONSIBILITY FOR THIS DESIGN AND HAS THE QUALIFICATIONS AND MEETS THE REQUIREMENTS SET OUT IN THE ONTARIO BUILDING CODE TO BE A DESIGNER.

QUALIFICATION INFORMATION

NAME	SIGNATURE	BCIN
VIJAY SHIVPAUL		25444

REGISTRATION INFORMATION

HUNT DESIGN ASSOCIATES INC.	19895

HUNT DESIGN ASSOCIATES INC.
www.huntdesign.ca
8966 WOODBINE AVE, MARKHAM, ON L3R 0J7
T 905.737.5133 // 416.410.7374 F 905.737.7326 email: hda@huntdesign.ca

ESQUIRE HOMES - 212043
TAUNTON ROAD, AJAX, ON.

BLOCK 7
LOTS 24 to 27

PLAN & ROOF

- REV.2015.03.31

Scale	Drawn By	Checked By
1/8"=1'-0"	RC	VS

File Number: 212043WT-BLOCKS
Page Number: 1 of 2

BLOCK NUMBER 7

All drawings specifications related documents and design are the copyright property of Hunt Design Associates (H.D.A.). Reproduction of this property in whole or in parts is strictly prohibited without H.D.A.'s written permission (H.D.A. assumes no responsibility or liability for this property unless it bears the appropriate BCIN number and original signature.)

DWG DOC PDF JPG TIFF DWG DOC PDF JPG TIFF DWG DOC PDF JPG TIFF | FIRE DESIGN | MECHANICAL | STRUCTURAL

7-24 CORNER UNIT TO4
ELEV. 'A' REV

RIGHT SIDE ELEVATION - BLOCK 7

7-24 UNIT TO4
ELEV. 'A' REV

7-25 UNIT TO3
ELEV. 'A'

7-26 UNIT TO2
ELEV. 'A' REV.

7-27 UNIT TO6
ELEV. 'A'

REAR ELEVATION- BLOCK 7

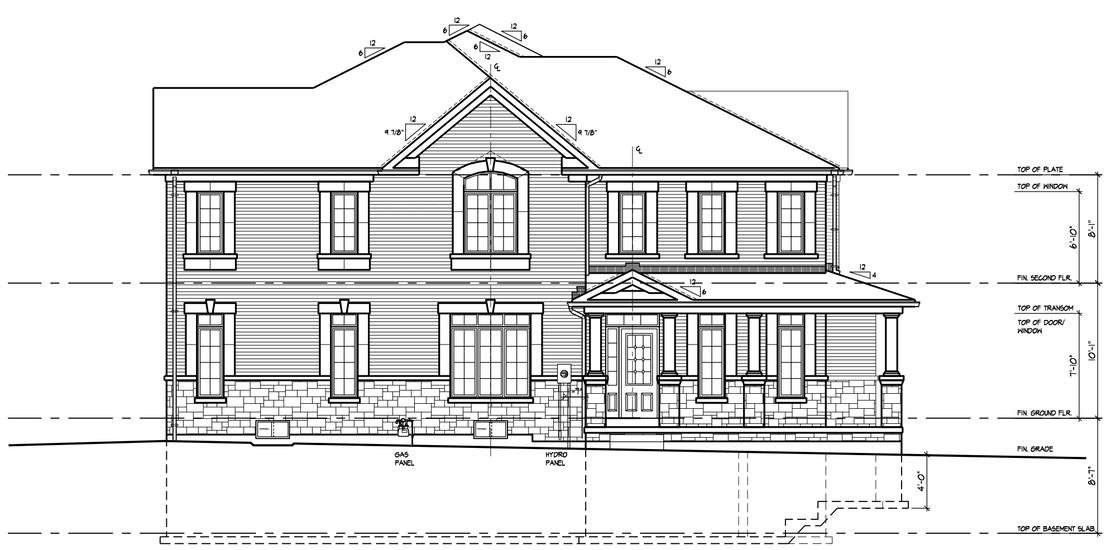

7-27 UNIT TO6
ELEV. 'A' - UPGRADE

LEFT SIDE ELEVATION - BLOCK 7

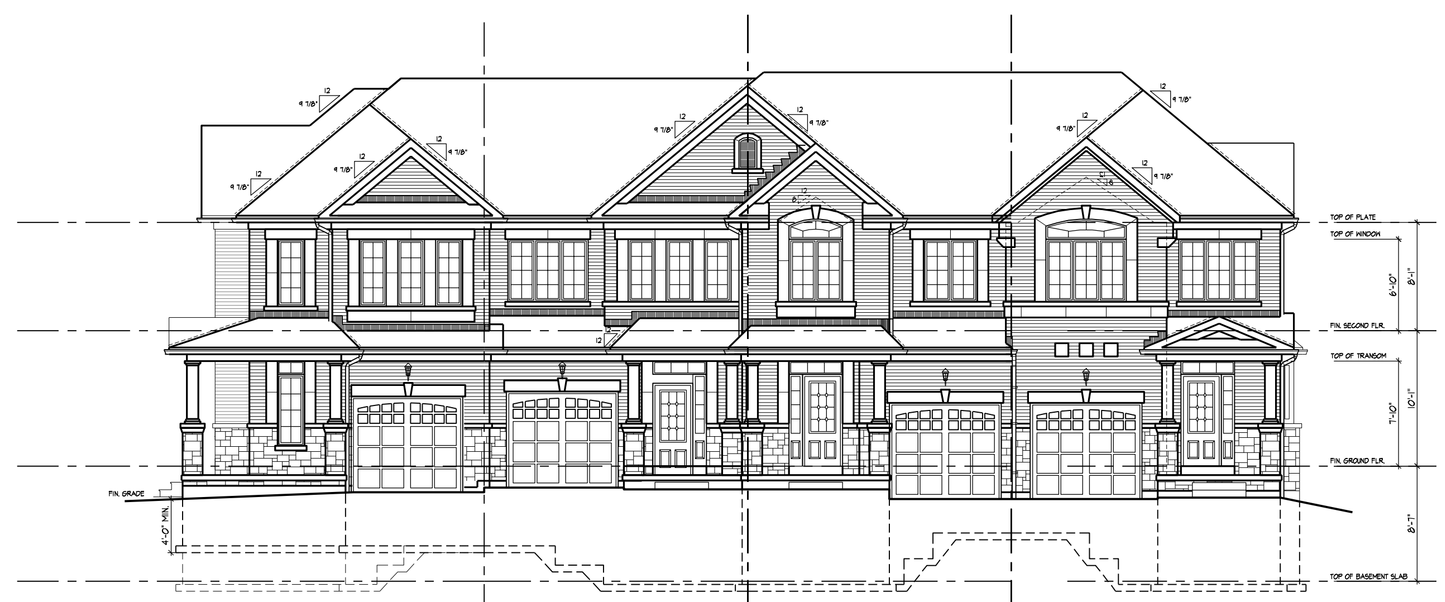

7-27 UNIT TO6
ELEV. 'A'

7-26 UNIT TO2
ELEV. 'A' REV.

7-25 UNIT TO3
ELEV. 'A'

7-24 UNIT TO4
ELEV. 'A' REV

FRONT ELEVATION - BLOCK 7

BUILDING AREA

BUILDING AREA	4089.49 sq ft
INCLUDING PORCHES	379.93 sq m

A FIREWALL IS REQUIRED IF THE BUILDING AREA IS GREATER THAN 600 m2 (6458 sq ft) AS PER BUILDING CODE PART 9 LIMITATIONS SECTION 1.1.2.4.(1)
** DEFINITION OF BUILDING AREA AS PER PART 1.4.1.2. IS THE EXTENT OF THE GREATEST HORIZONTAL BUILDING EXTERIOR WALLS ABOVE GRADE TO IF REQ'D THE CENTER OF THE FIREWALL (DEMISING LINE)

BUILDING AREA CALCULATION FOR FIREWALLS AS PER O.B.C. PART 1 SECTION 1.1.2.4.(1), PART 3.1. & 9.10.

SECTION	BUILDING AREA
LOT(S) 24-27	4089.49 sq ft
	379.93 sq m
LOTS(S) ###	0.00 sq ft
	0.00 sq m
LOT(S) ###	0.00 sq ft
	0.00 sq m

GENERAL NOTES

1. PROVIDE FIRESTOPS AS REQUIRED BY O.B.C. 9.10.16

2. REFER TO UNIT WORKING DRAWINGS, ENGINEERS DRAWINGS AND SITEPLAN FOR ADDITIONAL INFORMATION AND VERIFICATION.

3. REFER TO ROOF TRUSS MANUFACTURER'S DRAWINGS FOR LAYOUT, SPACING, INSTALLATION DETAILS AND HANGER SIZES.

4. CONTRACTOR MUST VERIFY ALL DIMENSIONS ON THE JOB REPORT ANY DISCREPANCIES TO HUNT DESIGN ASSOCIATES INC. (H.D.A.I.) BEFORE PROCEEDING WITH THE WORK. ALL DRAWINGS AND SPECIFICATIONS ARE INSTRUMENTS OF SERVICE AND ARE THE PROPERTY OF H.D.A.I.

5. COMBUSTIBLE PROJECTIONS ON THE EXTERIOR OF A WALL THAT ARE MORE THAN 1100mm (3 ft 3 in) ABOVE GROUND SHALL NOT BE PERMITTED WITHIN 1.2m (3 ft 11 in) OF A PROPERTY LINE OR CENTRE LINE OF A PUBLIC WAY OR 2.4m (7 ft 10 in) OF A COMBUSTIBLE PROJECTION ON ANOTHER BUILDING ON THE SAME PROPERTY AS PER PART 9 SECTION 9.10.14.5.(5)

LEGEND

1. POURED IN PLACE STEPS WITH MASONRY VENEER ON SIDES.
2. DROP OR RAISE BANDING BY AMOUNT INDICATED.
3. ADD BANDING AND/OR TRIM AS INDICATED.
4. ADDED CAMBERED HEADERS.
5. 8'-0" X 8'-0" GARAGE DOORS.
6. DROPPED OR RAISED SOFFIT AS INDICATED.
7. ADJUSTED ROOF OVERHANG AS INDICATED ON ROOF PLAN.
8. PROVIDE GUARD PER CONSTRUCTION NOTE 11.
9. FOYER SUNKEN AS INDICATED
10. LIGHT FIXTURE RELOCATED AS INDICATED.

WALL TYPE LEGEND

FRR	LINE TYPE	DETAILS
45 MIN		SECTION 1, 2 & 3
60 MIN		SECTION 8 (BLOCK) SECTION 9 (WOOD STUD)
120 MIN		SECTION 10

DETAILS

No. 1/2/3/SSH/PAGE	TITLE
01.1-1	MASONRY VENEER, 2"x6" STUDS, 2 STOREY WALL SECTION
01.1-2	MASONRY VENEER, 2"x6" STUDS, 2 STOREY AT GARAGE WALL SECTION
01.1-3	MASONRY VENEER, 2"x4" STUDS, 1 STOREY GARAGE WALL SECTION
01.9-1	TYPICAL 1 HR PARTY WALL SECTION, PARALLEL ROOF TRUSSES, 2"X4" DOUBLE STUDS
02.9-2	TYPICAL 1 HR PARTY WALL SECTION, PERPENDICULAR ROOF TRUSSES, 2"X4" DOUBLE STUDS
03.9-3	TYPICAL 1 HR PARTY WALL SECTION, PARALLEL ROOF TRUSSES, 2"X4" DOUBLE STUDS AT FARED GARAGE
04.9-4	TYP.STUD PARTY WALL SECTION AT U/S OF GAR. CEILING SPACE
05.9-5	1 HR DOUBLE STUD PARTY WALL, BRICK VENEER, FLUSH UNIT
06.9-5	1 HR DOUBLE STUD PARTY WALL, BRICK VENEER, STAGGERED UNIT
11.9-6	TYP. R.H.S.S. AT PARTY WALL RECESSED CONDITION-DOUBLE STUD
12.9-6	TYP. R.H.S.S. AT PARTY WALL FURRED OUT CONDITION-DOUBLE STUD
13.9-7	1 HR DOUBLE STUD PARTY WALL @ GARAGE, 45 MIN FIRE RATING, BRICK VENEER
14.9-7	1 HR DOUBLE STUD PARTY WALL, FLUSH AT GARAGE, BRICK VENEER
15.9-7	REQUIRED FIRE STOPPING AT SOFFITS SECTION
01.10-1	TYPICAL 2 HR FIREWALL
02.10-2	TYPICAL 2 HR FIREWALL AT VARIED FLOOR LEVELS

REVISIONS

NO.	DESCRIPTION	YYYY.MM.DD	BY
5.	-	-	-
4.	-	-	-
3.	-	-	-
2.	REVISED AS PER CLIENT COMMENTS	2015.03.17	RC
1.	ISSUED FOR CLIENT REVIEW	2015.02.19	VS

THE UNDERSIGNED HAS REVIEWED AND TAKES RESPONSIBILITY FOR THIS DESIGN AND HAS THE QUALIFICATIONS AND MEETS THE REQUIREMENTS SET OUT IN THE ONTARIO BUILDING CODE TO BE A DESIGNER.

QUALIFICATION INFORMATION

NAME	SIGNATURE	BCIN
VIJAY SHIVPAUL		29444

REGISTRATION INFORMATION

HUNT DESIGN ASSOCIATES INC. 19695

HUNT DESIGN ASSOCIATES INC.
www.huntdesign.ca
8966 WOODBINE AVE, MARKHAM, ON L3R 0J7
T 905.737.5133 / 416.410.7374 F 905.737.7326 email: hdai@huntdesign.ca

ESQUIRE HOMES - 212043
TAUNTON ROAD, AJAX, ON.

BLOCK 7
LOTS 24 to 27

ELEVATIONS

- REV.2015.03.31

Scale	Drawn By	Checked By
1/8"=1'-0"	RC	VS

File Name	Page Number
212043WT-BLOCKS	2 of 2

All drawings specifications related documents and design are the copyright property of Hunt Design Associates (H.D.A.). Reproduction of this property in whole or in part is strictly prohibited without H.D.A.'s written permission (H.D.A. assumes no responsibility or liability for this property unless it bears the appropriate BCIN number and original signature.)

BLOCK NUMBER 7

PCALDERON | MON MAR 09 2015 02:55:15 PM | P:\PROJECTS\2012\212043\DWG\BLOCKS\212043WT-BLOCKS.DWG