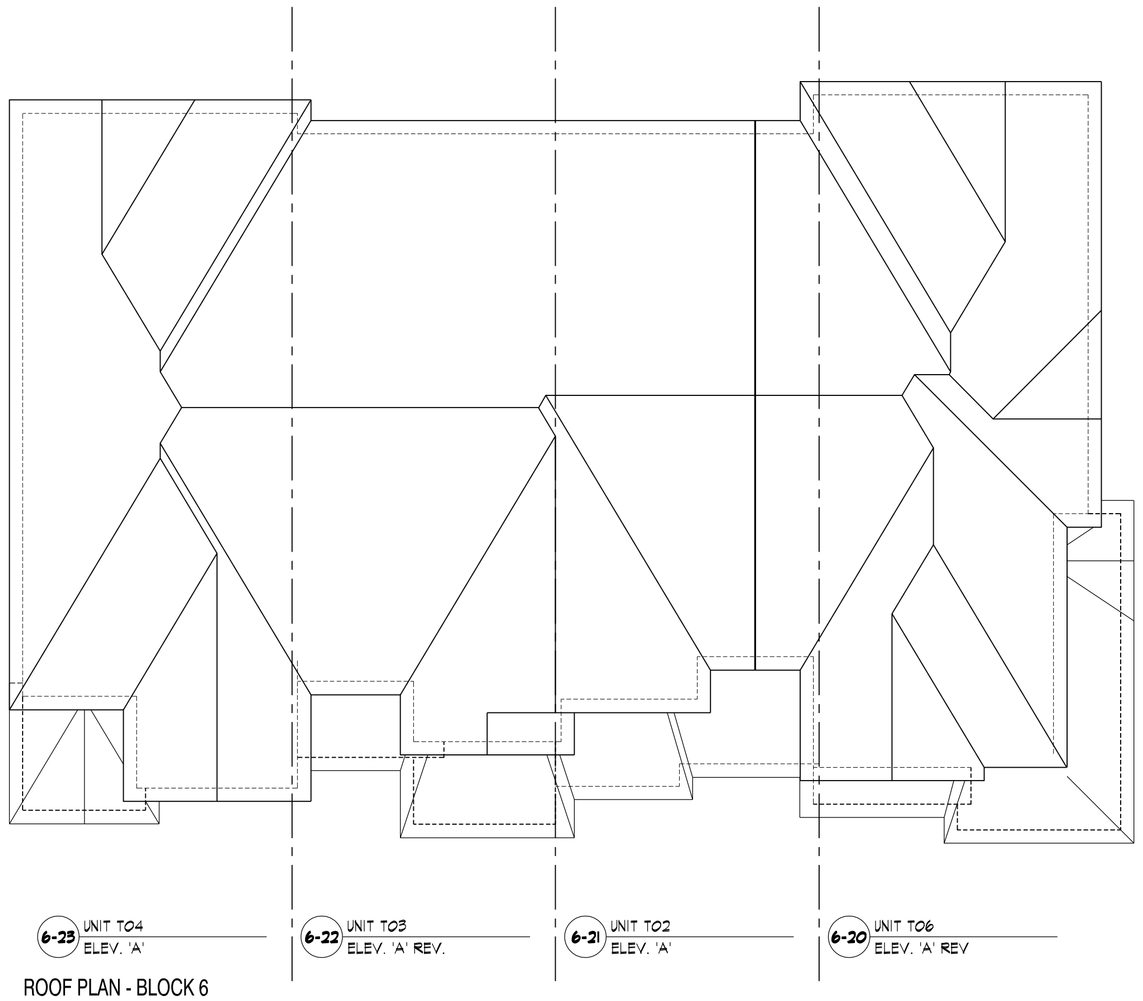

ROOF PLAN - BLOCK 6

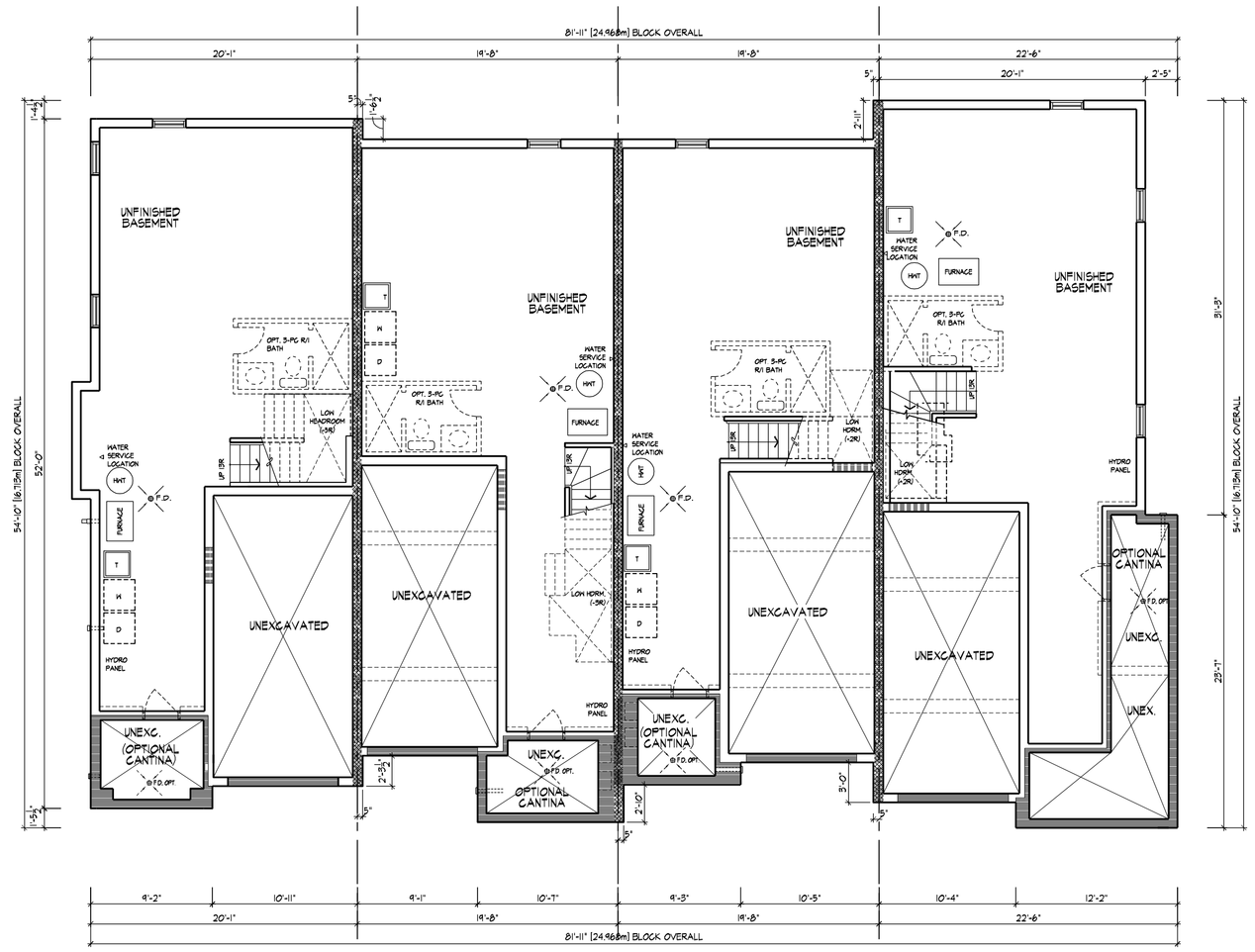

BASEMENT PLAN - BLOCK 6

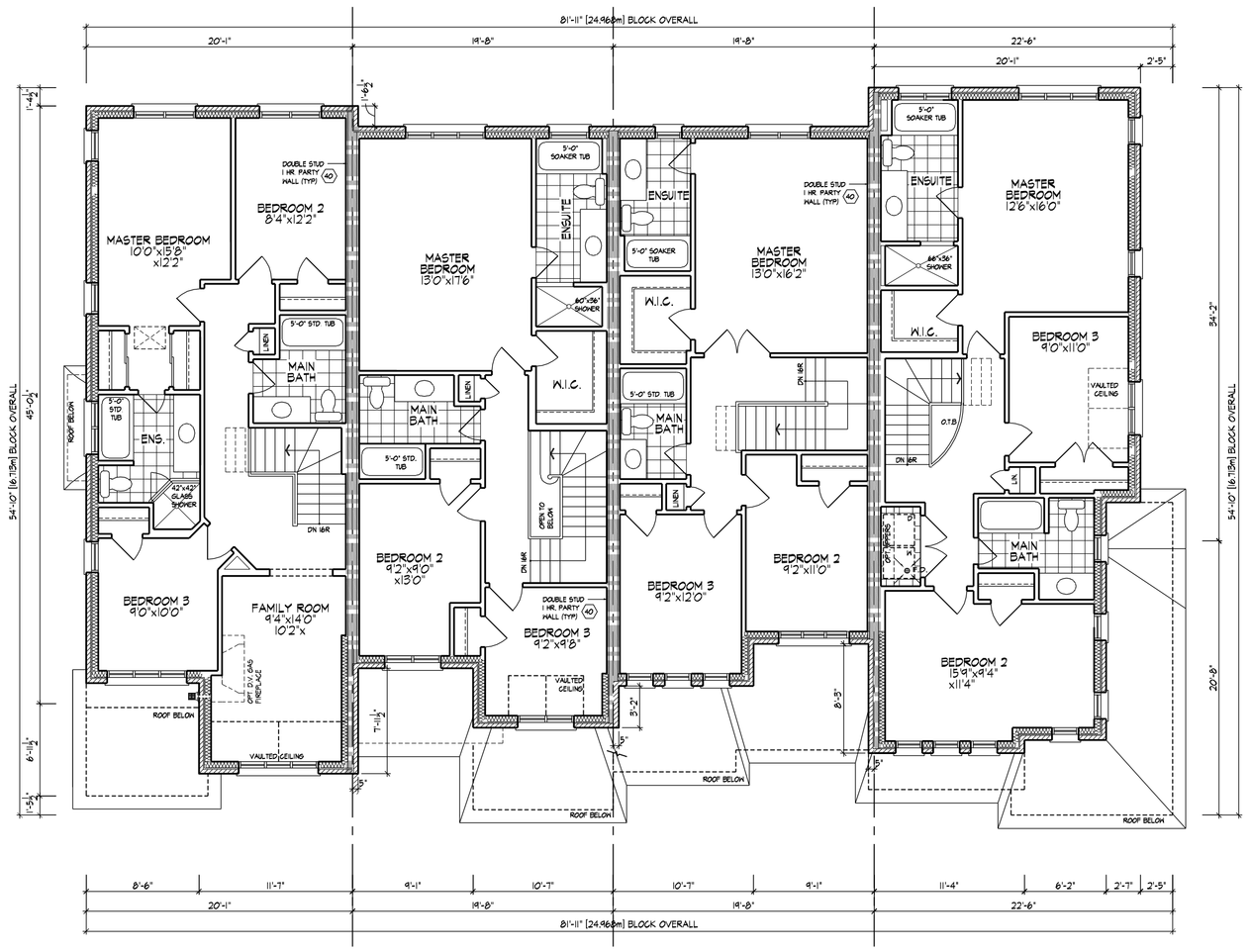

SECOND FLOOR PLAN - BLOCK 6

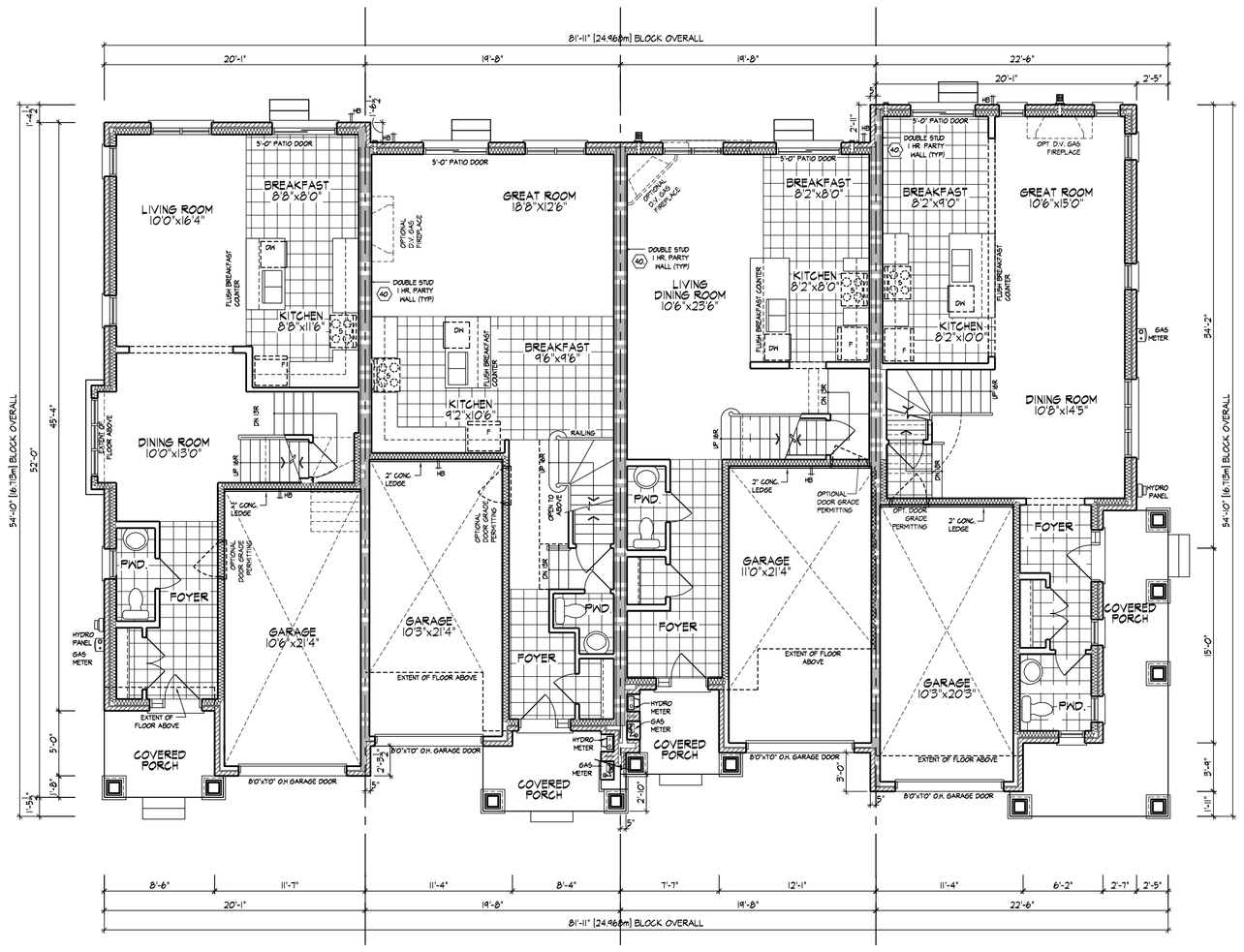

GROUND FLOOR PLAN - BLOCK 6

BUILDING AREA	4089.49 sq ft
INCLUDING PORCHES	379.93 sq m

A FIREWALL IS REQUIRED IF THE BUILDING AREA IS GREATER THAN 600 m2 (6458 sq ft) AS PER BUILDING CODE PART 9 LIMITATIONS SECTION 1.1.2.4.(1)
** DEFINITION OF BUILDING AREA AS PER PART 1.4.1.2. IS THE EXTENT OF THE GREATEST HORIZONTAL BUILDING EXTERIOR WALLS ABOVE GRADE TO IF REQ'D THE CENTER OF THE FIREWALL (DEMISING LINE)

BUILDING AREA CALCULATION FOR FIREWALLS AS PER O.B.C. PART 1 SECTION 1.1.2.4.(1), PART 3.1. & 9.10.

SECTION	BUILDING AREA
LOT(S) 20-23	4089.49 sq ft
	379.93 sq m
LOTS(S) ###	0.00 sq ft
	0.00 sq m
LOT(S) ###	0.00 sq ft
	0.00 sq m

GENERAL NOTES

1. PROVIDE FIRESTOPS AS REQUIRED BY O.B.C. 9.10.16
2. REFER TO UNIT WORKING DRAWINGS, ENGINEERS DRAWINGS AND SITEPLAN FOR ADDITIONAL INFORMATION AND VERIFICATION.
3. REFER TO ROOF TRUSS MANUFACTURER'S DRAWINGS FOR LAYOUT, SPACING, INSTALLATION DETAILS AND HANGER SIZES.
4. CONTRACTOR MUST VERIFY ALL DIMENSIONS ON THE JOB REPORT ANY DISCREPANCIES TO HUNT DESIGN ASSOCIATES INC. (H.D.A.I.) BEFORE PROCEEDING WITH THE WORK. ALL DRAWINGS AND SPECIFICATIONS ARE INSTRUMENTS OF SERVICE AND ARE THE PROPERTY OF H.D.A.I.
5. COMBUSTIBLE PROJECTIONS ON THE EXTERIOR OF A WALL THAT ARE MORE THAN 1100mm (3 ft 3 in) ABOVE GROUND SHALL NOT BE PERMITTED WITHIN 1.2m (3 ft 11 in) OF A PROPERTY LINE OR CENTRE LINE OF A PUBLIC WAY OR 2.4m (7 ft 10 in) OF A COMBUSTIBLE PROJECTION ON ANOTHER BUILDING ON THE SAME PROPERTY AS PER PART 9 SECTION 9.10.14.5.(5)

LEGEND

1. POURED IN PLACE STEPS WITH MASONRY VENEER ON SIDES.
2. DROP OR RAISE BANDING BY AMOUNT INDICATED.
3. ADD BANDING AND/OR TRIM AS INDICATED.
4. ADDED CAMBERED HEADERS.
5. 8'-0" X 8'-0" GARAGE DOORS.
6. DROPPED OR RAISED SOFFIT AS INDICATED.
7. ADJUSTED ROOF OVERHANG AS INDICATED ON ROOF PLAN.
8. PROVIDE GUARD PER CONSTRUCTION NOTE 11.
9. FOYER SUNKEN AS INDICATED
10. LIGHT FIXTURE RELOCATED AS INDICATED.

WALL TYPE LEGEND

FRR	LINE TYPE	DETAILS
45 MIN		SECTION 1, 2 & 3
60 MIN		SECTION 8 (BLOCK) SECTION 9 (WOOD STUD)
120 MIN		SECTION 10

DETAILS

No. REV/DESIGN PAGE	TITLE
01.1-1	MASONRY VENEER, 2"x6" STUDS, 2 STOREY WALL SECTION
01.1-2	MASONRY VENEER, 2"x6" STUDS, 2 STOREY AT GARAGE WALL SECTION
01.1-3	MASONRY VENEER, 2"x4" STUDS, 1 STOREY GARAGE WALL SECTION
01.9-1	TYPICAL 1 HR PARTY WALL SECTION, PARALLEL ROOF TRUSSES, 2"x4" DOUBLE STUDS
02.9-2	TYPICAL 1 HR PARTY WALL SECTION, PERPENDICULAR ROOF TRUSSES, 2"x4" DOUBLE STUDS
03.9-3	TYPICAL 1 HR PARTY WALL SECTION, PARALEL ROOF TRUSSES, 2"x4" DOUBLE STUDS AT PARED GARAGE
04.9-4	TYP.STUD PARTY WALL SECTION AT U/S OF GAR. CEILING SPACE
05.9-5	1 HR DOUBLE STUD PARTY WALL, BRICK VENEER, FLUSH UNIT
06.9-5	1 HR DOUBLE STUD PARTY WALL, BRICK VENEER, STAGGERED UNIT
11.9-6	TYP. R.H.S.S. AT PARTY WALL RECESSED CONDITION-DOUBLE STUD
12.9-6	TYP. R.H.S.S. AT PARTY WALL FURRED OUT CONDITION-DOUBLE STUD
13.9-7	1 HR DOUBLE STUD PARTY WALL @ GARAGE, 45 MIN FIRE RATING, BRICK VENEER
14.9-7	1 HR DOUBLE STUD PARTY WALL, FLUSH AT GARAGE, BRICK VENEER
15.9-7	REQUIRED FIRE STOPPING AT SOFFITS SECTION
01.10-1	TYPICAL 2 HR FIREWALL
02.10-2	TYPICAL 2 HR FIREWALL AT VARIED FLOOR LEVELS

REVISIONS

NO.	DESCRIPTION	YYYY.MM.DD	BY
5.	-	-	-
4.	REVISED AS PER CITY COMMENTS	2016.02.25	RC
3.	ISSUED FINAL	2015.06.22	RC
2.	REVISED AS PER CLIENT COMMENTS	2015.03.17	RC
1.	ISSUED FOR CLIENT REVIEW	2015.02.19	VS

THE UNDERSIGNED HAS REVIEWED AND TAKES RESPONSIBILITY FOR THIS DESIGN AND HAS THE QUALIFICATIONS AND MEETS THE REQUIREMENTS SET OUT IN THE ONTARIO BUILDING CODE TO BE A DESIGNER.

QUALIFICATION INFORMATION

NAME	SIGNATURE	BCIN
VIJAY SHIVPAUL		29444

REGISTRATION INFORMATION	
HUNT DESIGN ASSOCIATES INC.	19995

HUNT DESIGN ASSOCIATES INC.
www.huntdesign.ca
8966 WOODBINE AVE, MARKHAM, ON L3R 0J7
T 905.737.5133 // 416.410.7374 F 905.737.7326 email: hda@huntdesign.ca

ESQUIRE HOMES - 212043
TAUNTON ROAD, AJAX, ON.

BLOCK 6
LOTS 20 to 23

PLAN & ROOF

- REV.2016.02.25

Scale	Drawn By	Checked By
1/8"=1'-0"	RC	VS

File Number: 212043WT-BLOCKS
Page Number: 1 of 2

BLOCK NUMBER 6

All drawings specifications related documents and design are the copyright property of Hunt Design Associates (H.D.A.). Reproduction of this property in whole or in parts is strictly prohibited without H.D.A.'s written permission (H.D.A. assumes no responsibility or liability for this property unless it bears the appropriate BCIN number and original signature.)

SVP/DRC/DCP/RC/JJ/VT/VS/DC/CS/TB/DB/AR/AV/DS/ST/DC/CS/JS/DT/DM/CJ | FYI | RF | 11-15-14 | 3:15 PM | TOMORTON

BLOCK NUMBER 6

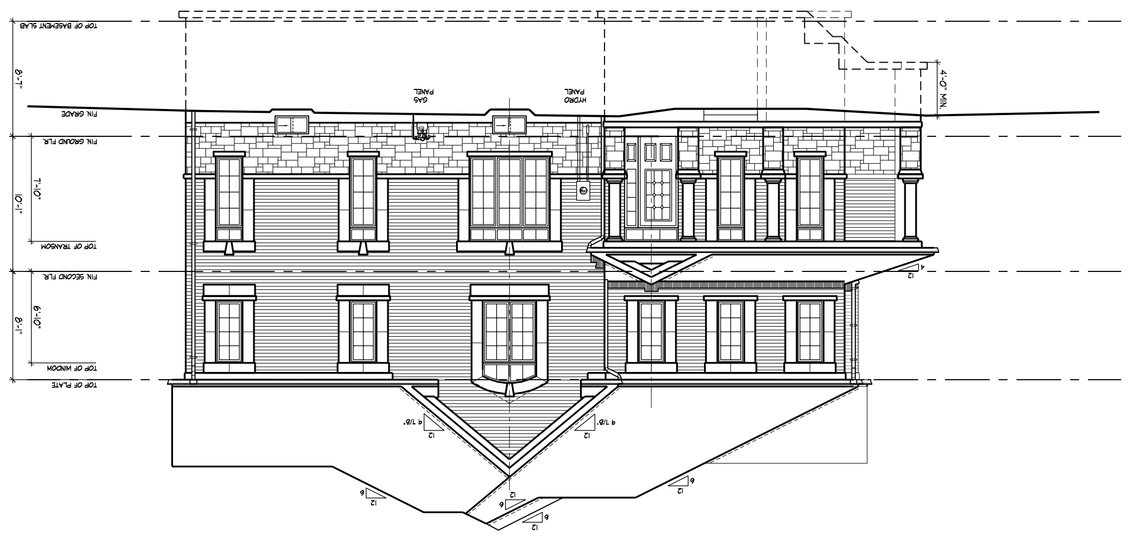

RIGHT SIDE ELEVATION - BLOCK 6

6-20 UNIT T06 ELEV. 'A' REV

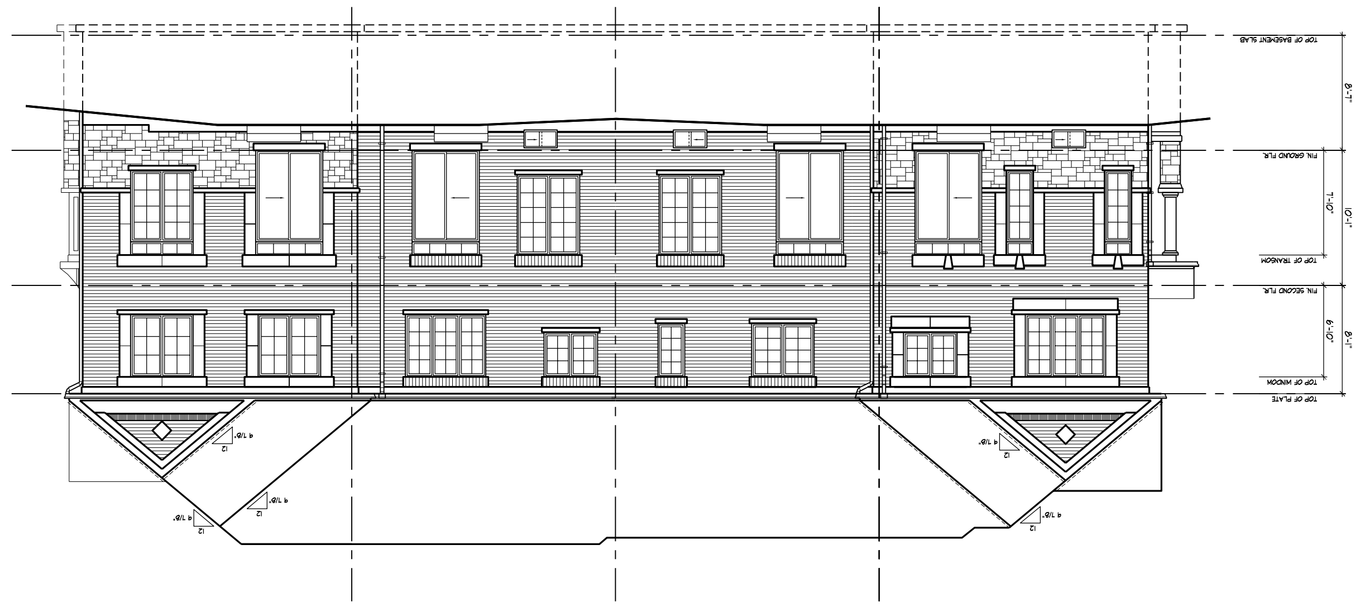

REAR ELEVATION - BLOCK 6

6-20 UNIT T06 ELEV. 'A' REV 6-21 UNIT T02 ELEV. 'A' 6-22 UNIT T03 ELEV. 'A' REV. 6-23 UNIT T04 ELEV. 'A'

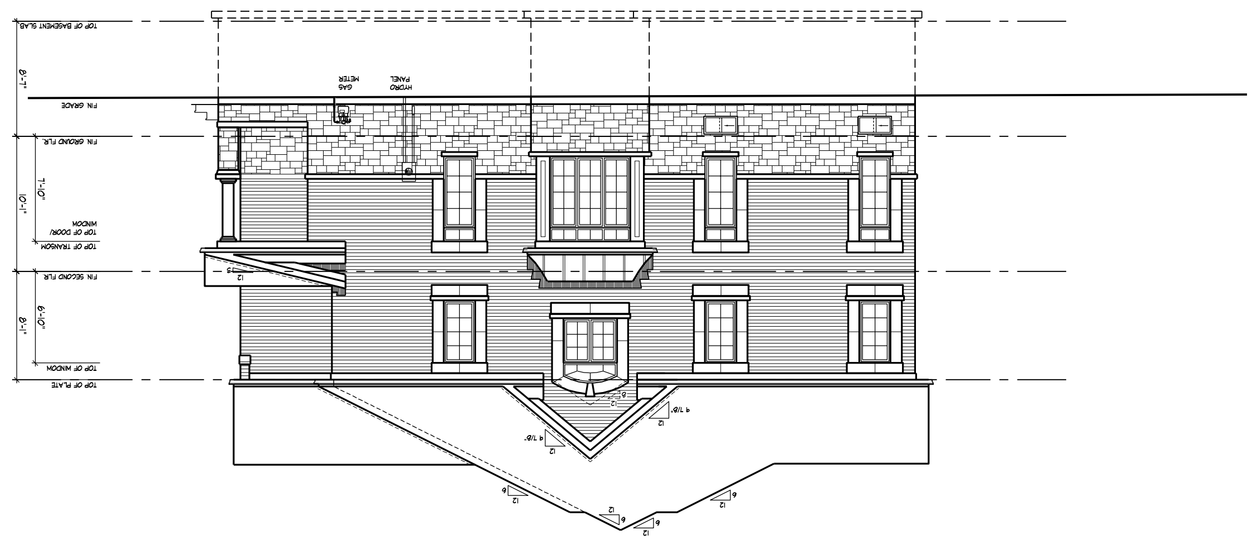

LEFT SIDE ELEVATION - BLOCK 6

6-23 UNIT T04 ELEV. 'A' - UPGRADE

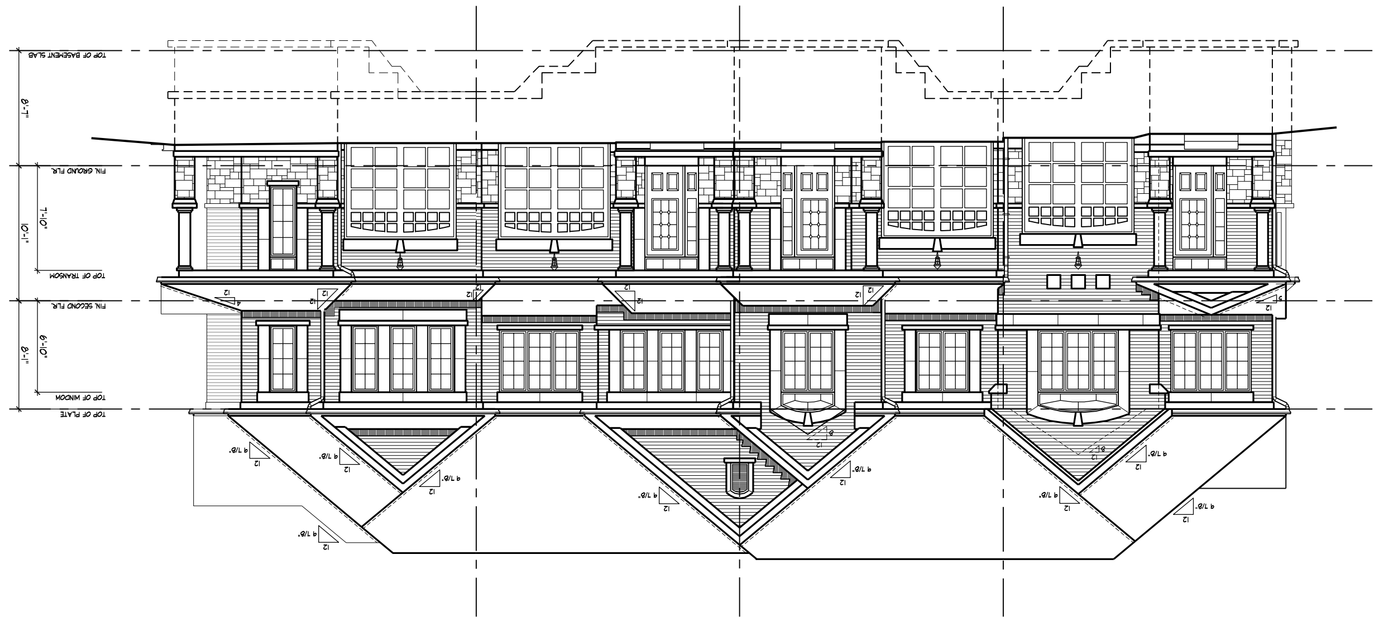

FRONT ELEVATION - BLOCK 6

6-23 UNIT T04 ELEV. 'A' 6-22 UNIT T03 ELEV. 'A' REV. 6-21 UNIT T02 ELEV. 'A' 6-20 UNIT T06 ELEV. 'A' REV

BUILDING AREA

BUILDING AREA	4089.49 sq ft
INCLUDING PORCHES	379.93 sq m

A FIREWALL IS REQUIRED IF THE BULIDING AREA IS GREATER THAN 600 m2 (6458 sq ft) AS PER BULIDING CODE PART 9 LIMITATIONS SECTION 1.1.2.4.(1)

** DEFINITION OF BULIDING AREA AS PER PART 1.4.1.2. IS THE EXTENT OF THE GREATEST HORIZONTAL BULIDING EXTERIOR WALLS ABOVE GRADE TO IF RCOD THE CENTER OF THE FIREWALL (DEMISING LINE)

BULIDING AREA CALCULATION FOR FIREWALLS AS PER O.B.C. PART 1 SECTION 1.1.2.4.(1), PART 3.1.8.9.10.

SECTION	BULIDING AREA
LOT(S) 20-23	4089.49 sq ft
	379.93 sq m
LOTS(S) ###	0.00 sq ft
	0.00 sq m
LOT(S) ###	0.00 sq ft
	0.00 sq m

GENERAL NOTES

1. PROVIDE FIRESTOPS AS REQUIRED BY O.B.C. 9.10.16
2. REFER TO UNIT WORKING DRAWINGS, ENGINEERS DRAWINGS AND SITEPLAN FOR ADDITIONAL INFORMATION AND VERIFICATION.
3. REFER TO ROOF TRUSS MANUFACTURERS DRAWINGS FOR LAYOUT, SPACING, INSTALLATION DETAILS AND HANGER SIZES.
4. CONTRACTOR MUST VERIFY ALL DIMENSIONS ON THE JOB REPORT ANY DISCREPANCIES TO HUNT DESIGN ASSOCIATES INC. (H.D.A.I.) BEFORE PROCEEDING WITH THE WORK. ALL DRAWINGS AND SPECIFICATIONS ARE INSTRUMENTS OF SERVICE AND ARE THE PROPERTY OF H.D.A.I.
5. COMBUSTIBLE PROJECTIONS ON THE EXTERIOR OF A WALL THAT ARE MORE THAN 110mm (3 ft 3 in) ABOVE GROUND SHALL NOT BE PERMITTED WITHIN 1.2m (3 ft 11 in) OF A PROPERTY LINE OR CENTRE LINE OF A PUBLIC WAY OR 2.4m (7 ft 10 in) OF A COMBUSTIBLE PROJECTION ON ANOTHER BULIDING ON THE SAME PROPERTY AS PER PART 9 SECTION 9.10.14.5.(5)

LEGEND

1 POURED IN PLACE STEPS WITH MASONRY VENEER ON SIDES.

2 DROP OR RAISE BANDING BY AMOUNT INDICATED.

3 ADD BANDING AND/OR TRIM AS INDICATED.

4 ADDED CAMBERED HEADERS.

5 8'-0" X 8'-0" GARAGE DOORS.

6 DROPPED OR RAISED SOFFIT AS INDICATED.

7 ADJUSTED ROOF OVERHANG AS INDICATED ON ROOF PLAN.

8 PROVIDE GUARD PER CONSTRUCTION NOTE 11.

9 FOYER SUNKEN AS INDICATED

10 LIGHT FIXTURE RELOCATED AS INDICATED.

WALL TYPE LEGEND

FRR	LINE TYPE	DETAILS
45 MIN		SECTION 1, 2 & 3
60 MIN		SECTION 8 (BLOCK) SECTION 9 (WOOD STUD)
120 MIN		SECTION 10

DETAILS

No. NOMINAL/ACT	TITLE
01.1-1	MASONRY VENEER, 2-HR STUDS, 2 STOREY WALL SECTION
01.1-2	MASONRY VENEER, 2-HR STUDS, 2 STOREY AT GARAGE WALL SECTION
01.1-3	MASONRY VENEER, 2-HR STUDS, 1 STOREY GARAGE WALL SECTION
01.3-1	TYPICAL 1-HR INTERIOR WALL SECTION, NAILED, ROOF TRUSSES, 2"x4" DOUBLE STUDS
02.3-2	TYPICAL 1-HR INTERIOR WALL SECTION, REPEIRDICULAR ROOF TRUSSES, 2"x4" DOUBLE STUDS
03.3-3	TYPICAL 1-HR INTERIOR WALL SECTION, NAILED, ROOF TRUSSES, 2"x4" DOUBLE STUDS AT PARTS GARAGE
04.3-4	TYP. STUD PARTY WALL SECTION AT U/S OF GAR. CEILING SPACE
05.3-5	1 HR DOUBLE STUD PARTY WALL BRICK VENEER, FLUSH UNIT
06.3-6	1 HR DOUBLE STUD PARTY WALL BRICK VENEER, STAGGERED UNIT
11.3-6	TYP. R.S.S. AT PARTY WALL INCESSED CONDITION-DOUBLE STUD
12.3-6	TYP. R.S.S. AT PARTY WALL FURRED OUT CONDITION-DOUBLE STUD
13.3-7	1 HR DOUBLE STUD PARTY WALL @ GARAGE, 45 MIN FIRE RATING, BRICK VENEER
14.3-7	1 HR DOUBLE STUD PARTY WALL, FLUSH AT GARAGE, BRICK VENEER
15.3-7	REQUIRED FIRE STOPPING AT SOFFITS SECTION
01.1-01	TYPICAL 2 HR FIREWALL
02.1-02	TYPICAL 2 HR FIREWALL AT VARIED FLOOR LEVELS

NO.	DESCRIPTION	YYYY.MM.DD	BY
1.	ISSUED FOR CLIENT REVIEW	2015.02.19	VS
2.	REVISED AS PER CLIENT COMMENTS	2015.03.17	MC
3.	ISSUED FRIAL	2015.06.22	MC
4.	-	-	-
5.	-	-	-

REVISIONS

THE INFORMATION AND DESIGN ARE THE COPYRIGHT PROPERTY OF HUNT DESIGN ASSOCIATES INC. ALL REPRODUCTION AND USAGE WITHOUT PERMISSION IS PROHIBITED.

THE INFORMATION AND DESIGN ARE THE REPRODUCTION OR USE FOR ANY PURPOSE OTHER THAN THE PROJECT SPECIFIED IN THIS DOCUMENT IS NOT PERMITTED WITHOUT THE WRITTEN CONSENT OF HUNT DESIGN ASSOCIATES INC.

QUALIFICATION INFORMATION

NAME	SIGNATURE
ALAN SHIVRAJ	25444
REGISTRATION INFORMATION	
HUNT DESIGN ASSOCIATES INC.	19899

DESIGN ASSOCIATES INC.
www.huntdesign.ca
6866 WOODBINE AVE, MARKHAM, ON L3R 0J7
T 905 513 1 416 410 7314 F 905 737 7328 email: info@hunteesign.ca

ESQUIRE HOMES - 21204 3

TAUNTON ROAD, AJAX, ON.

BLOCK 6

LOTS 20 to 23

ELEVATIONS

Date: Drawn By: Checked By:
1/8"=1'-0" RC VS

File Number: 21204 3WT-BLOCK6 Page Number: 2 of 2

- REV.2016.02.25

All drawings and/or documents related documents and designs are the copyright property of Hunt Design Associates (H.D.A.I.). Reproduction of this property in whole or in part is strictly prohibited without H.D.A.I.'s written permission. H.D.A.I. assumes no responsibility or liability for the property listed in these the appropriate BCIN number and certified signature.

PLOT DATE: Jun 19, 2016 11:08 AM | C:\PROJECTS\2021\21204 ESQUIRE\BLOCK6\21204 3WT-BLOCK6.DWG