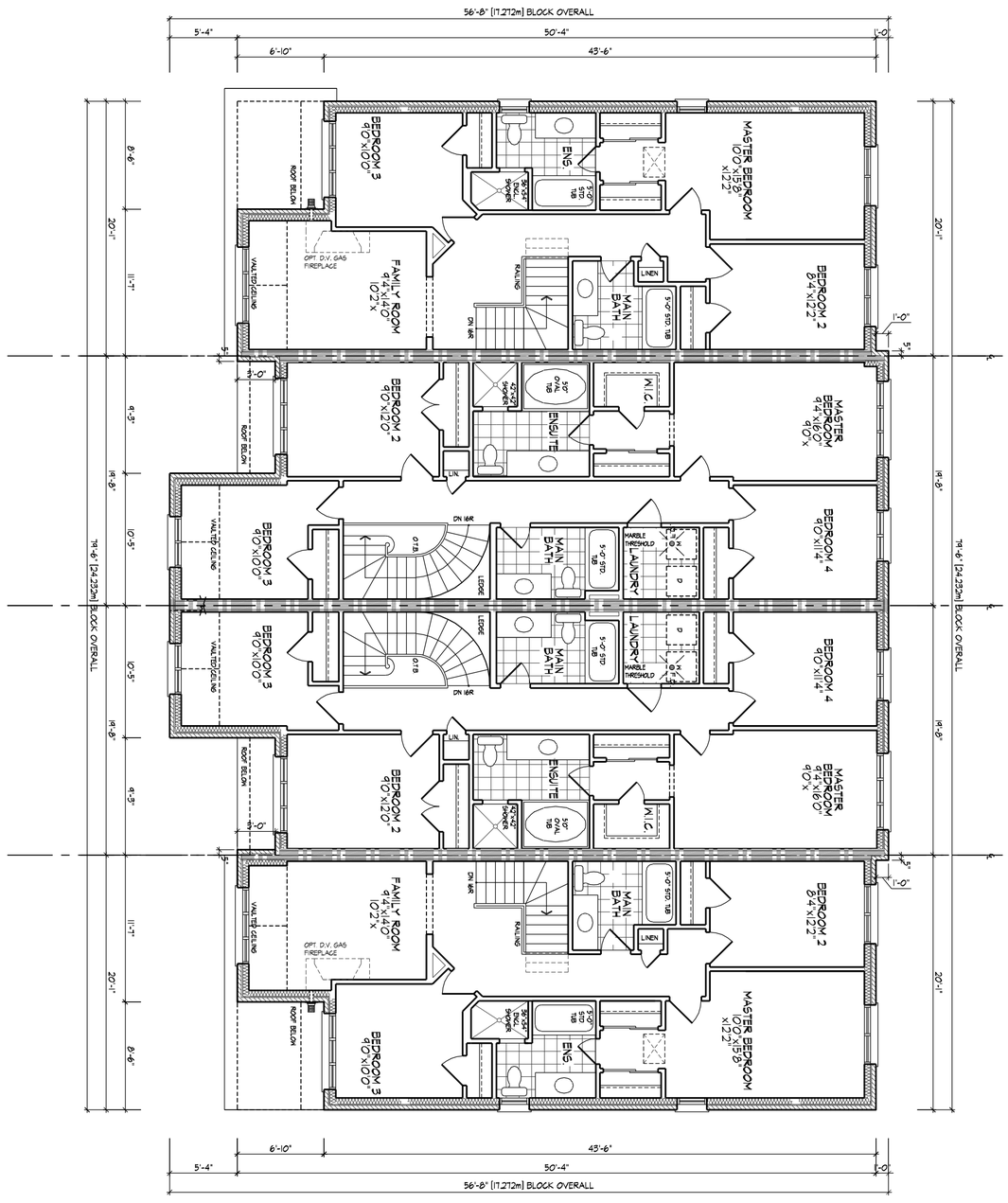

3-11 UNIT TO4 ELEV. 'B'

3-10 UNIT TO5 ELEV. 'A' REV.

3-9 UNIT TO5 ELEV. 'A'

3-8 UNIT TO4 ELEV. 'B' REV

SECOND FLOOR PLAN - BLOCK 3

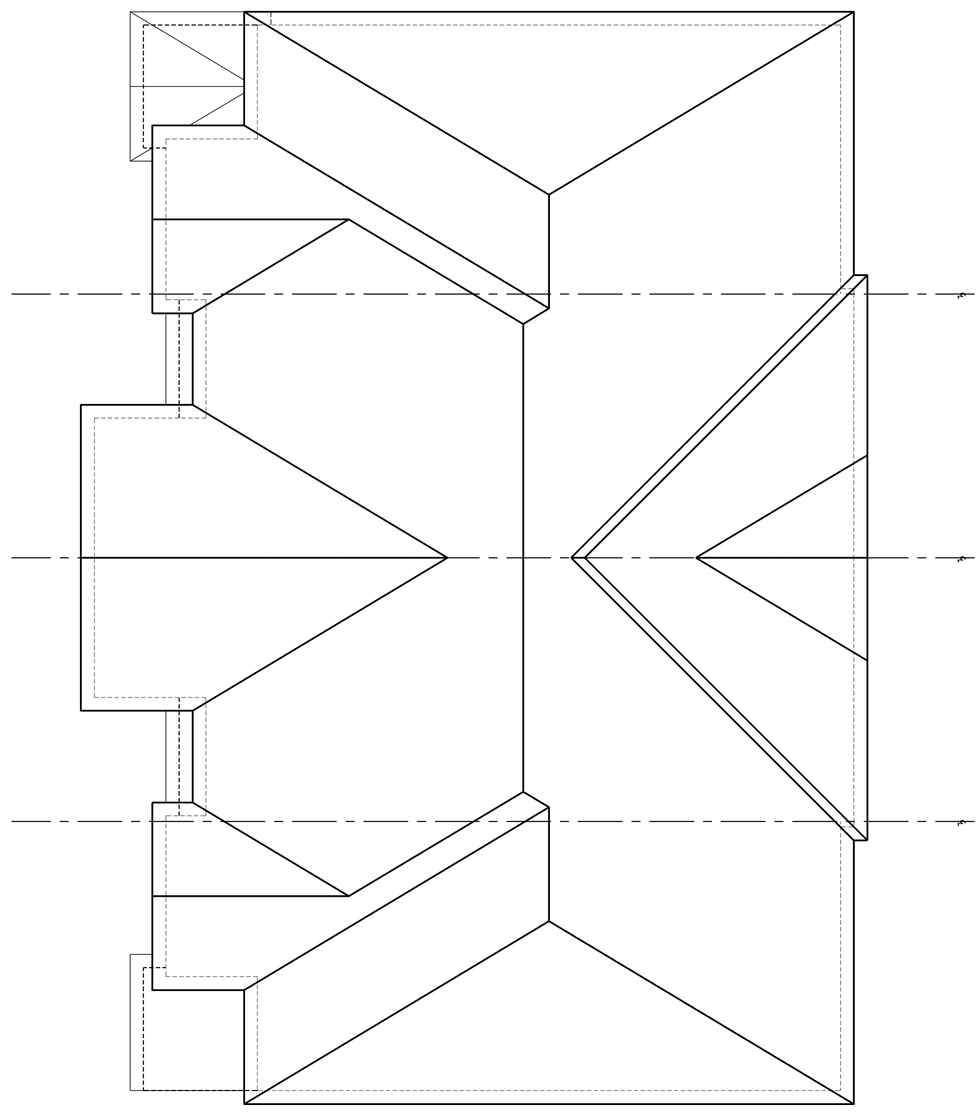

3-11 UNIT TO4 ELEV. 'B'

3-10 UNIT TO5 ELEV. 'A' REV.

3-9 UNIT TO5 ELEV. 'A'

3-8 UNIT TO4 ELEV. 'B' REV

ROOF PLAN - BLOCK 3

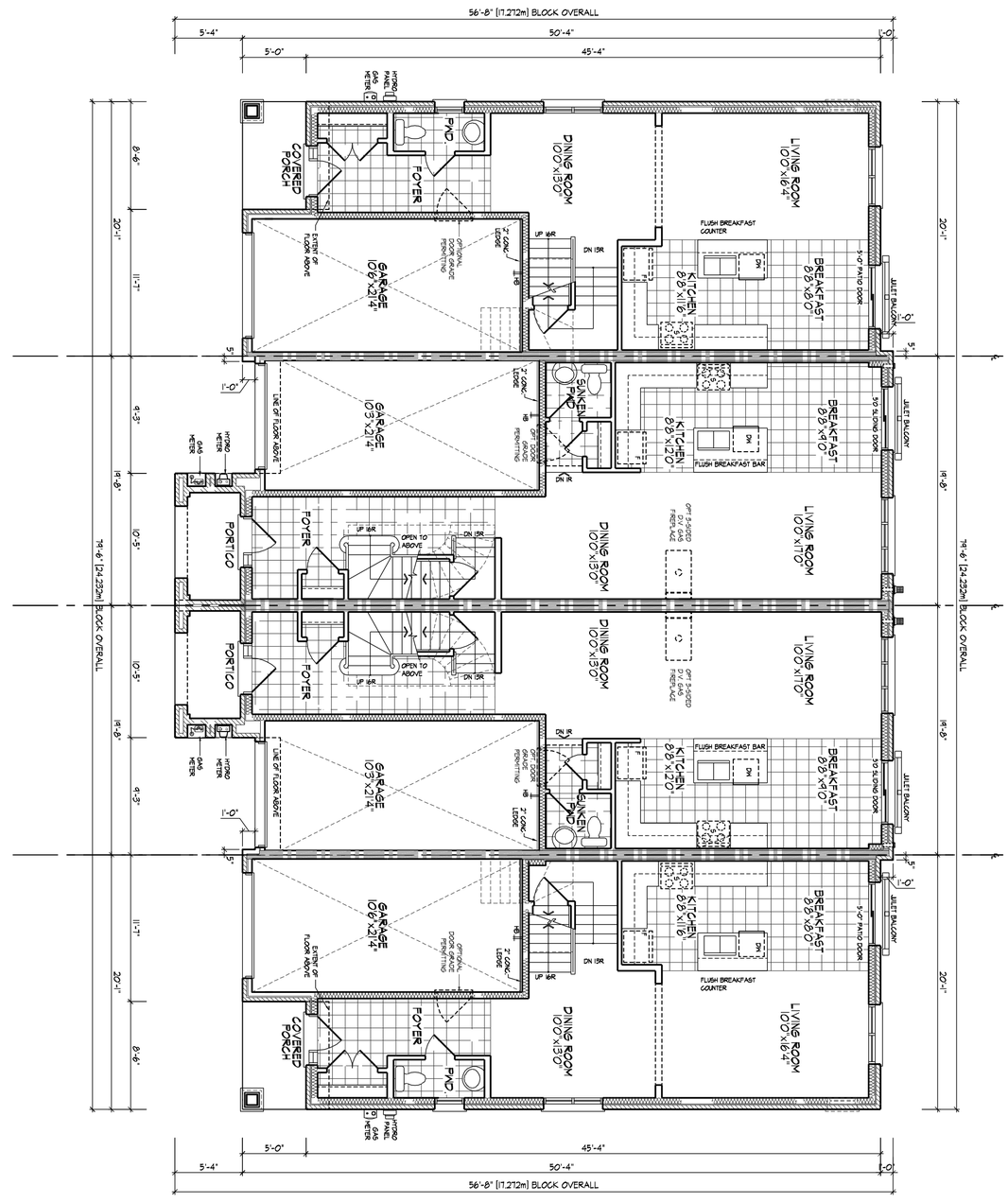

3-11 UNIT TO4 ELEV. 'B'

3-10 UNIT TO5 ELEV. 'A' REV.

3-9 UNIT TO5 ELEV. 'A'

3-8 UNIT TO4 ELEV. 'B' REV

GROUND FLOOR PLAN - BLOCK 3

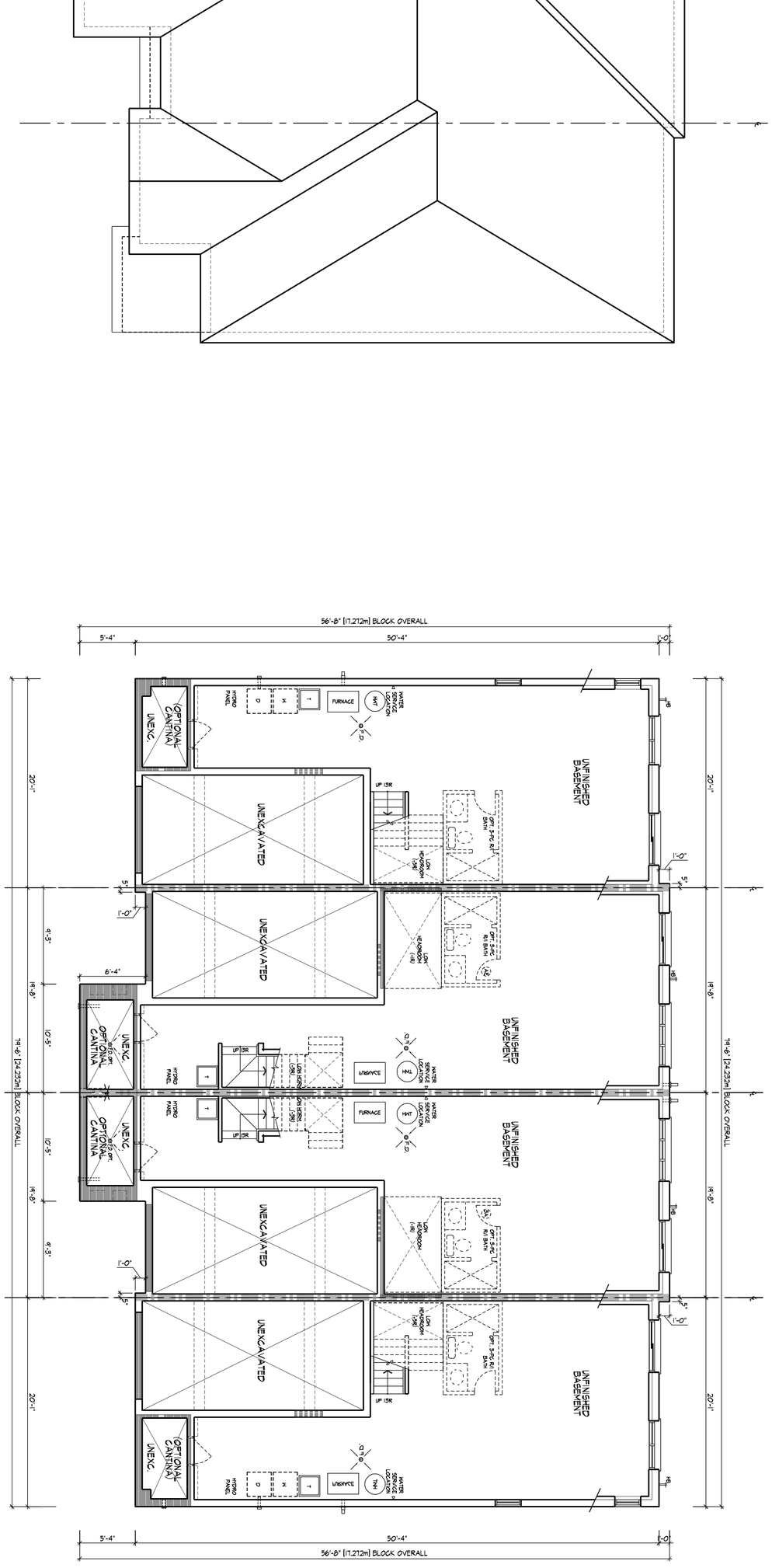

3-11 UNIT TO4 ELEV. 'B'

3-10 UNIT TO5 ELEV. 'A' REV.

3-9 UNIT TO5 ELEV. 'A'

3-8 UNIT TO4 ELEV. 'B' REV

BASEMENT PLAN - BLOCK 3

All drawings specifications related documents and designs are the copyright property of Hunt Design Associates (H.D.A.). Reproduction of this property in whole or in part is strictly prohibited without H.D.A.'s written permission (H.D.A. assumes no responsibility or liability for this property unless it bears the appropriate BCIN number and original signature.)

BUILDING AREA

INCLUDING PORCHES	4135.11 sq ft 384.16 sq m

A FIREWALL IS REQUIRED IF THE BUILDING AREA IS GREATER THAN 600 m2 (6458 sq ft) AS PER BUILDING CODE PART 9 LIMITATIONS SECTION 1.1.2.4.(1)
** DEFINITION OF BUILDING AREA AS PER PART 1.4.1.2. IS THE EXTENT OF THE GREATEST HORIZONTAL BUILDING EXTERIOR WALLS ABOVE GRADE TO IF REQ'D THE CENTER OF THE FIREWALL (DEMISING LINE)
BUILDING AREA CALCULATION FOR FIREWALLS AS PER O.B.C., PART 1 SECTION 1.1.2.4.(1), PART 3.1. & 9.10.

SECTION	BUILDING AREA
LOT(S) 8-11	4135.11 sq ft 384.16 sq m
LOTS(S) ###	0.00 sq ft 0.00 sq m
LOT(S) ###	0.00 sq ft 0.00 sq m

GENERAL NOTES

1. PROVIDE FIRESTOPS AS REQUIRED BY O.B.C. 9.10.16
2. REFER TO UNIT WORKING DRAWINGS. ENGINEERS DRAWINGS AND SITEPLAN FOR ADDITIONAL INFORMATION AND VERIFICATION.
3. REFER TO ROOF TRUSS MANUFACTURERS DRAWINGS FOR LAYOUT, SPACING, INSTALLATION DETAILS AND HANGER SIZES.
4. CONTRACTOR MUST VERIFY ALL DIMENSIONS ON THE JOB REPORT ANY DISCREPANCIES TO HUNT DESIGN ASSOCIATES INC. (H.D.A.I.) BEFORE PROCEEDING WITH THE WORK. ALL DRAWINGS AND SPECIFICATIONS ARE INSTRUMENTS OF SERVICE AND ARE THE PROPERTY OF H.D.A.I..
5. COMBUSTIBLE PROJECTIONS ON THE EXTERIOR OF A WALL THAT ARE MORE THAN 1100mm (3 ft 3 in) ABOVE GROUND SHALL NOT BE PERMITTED WITHIN 1.2m (3 ft 11 in) OF A PROPERTY LINE OR CENTRE LINE OF A PUBLIC WAY OR 2.4m (7 ft 10 in) OF A COMBUSTIBLE PROJECTION ON ANOTHER BUILDING ON THE SAME PROPERTY AS PER PART 9 SECTION 9.10.14.5.(5)

LEGEND

1. POURED IN PLACE STEPS WITH MASONRY VENEER ON SIDES.
2. DROP OR RAISE BANDING BY AMOUNT INDICATED.
3. ADD BANDING AND/OR TRIM AS INDICATED.
4. ADDED CAMBERED HEADERS.
5. 8'-0" X 8'-0" GARAGE DOORS.
6. DROPPED OR RAISED SOFFIT AS INDICATED.
7. ADJUSTED ROOF OVERHANG AS INDICATED ON ROOF PLAN.
8. PROVIDE GUARD PER CONSTRUCTION NOTE 11.
9. FOYER SUNKEN AS INDICATED
10. LIGHT FIXTURE RELOCATED AS INDICATED.

WALL TYPE LEGEND

FRR	LINE TYPE	DETAILS
45 MIN		SECTION 1, 2 & 3
60 MIN		SECTION 8 (BLOCKS), SECTION 9 (WOOD STUD)
120 MIN		SECTION 10

DETAILS

No.	TITLE
01.1-1	MASONRY VENEER, 2"x6" STUDS, 2 STOREY WALL SECTION
01.1-2	MASONRY VENEER, 2"x6" STUDS, 2 STOREY AT GARAGE WALL SECTION
01.1-3	MASONRY VENEER, 2"x4" STUDS, 1 STOREY GARAGE WALL SECTION
01.9-1	TYPICAL 1 HR PARTY WALL SECTION, PARALLEL ROOF TRUSSES, 2"x4" DOUBLE STUDS
02.9-2	TYPICAL 1 HR PARTY WALL SECTION, PERPENDICULAR ROOF TRUSSES, 2"x4" DOUBLE STUDS
03.9-3	TYPICAL 1 HR PARTY WALL SECTION, PARALLEL ROOF TRUSSES, 2"x4" DOUBLE STUDS AT FRRED GARAGE
04.9-4	TYP. STUD PARTY WALL SECTION AT U/S OF GAR. CEILING SPACE
05.9-5	1 HR DOUBLE STUD PARTY WALL, BRICK VENEER, FLUSH UNIT
06.9-5	1 HR DOUBLE STUD PARTY WALL, BRICK VENEER, STAGGERED UNIT
11.9-6	TYP. R.H.S.S. AT PARTY WALL RECESSED CONDITION-DOUBLE STUD
12.9-6	TYP. R.H.S.S. AT PARTY WALL FURRED OUT CONDITION-DOUBLE STUD
13.9-7	1 HR DOUBLE STUD PARTY WALL @ GARAGE, 45 MIN FRE RATING, BRICK VENEER
14.9-7	1 HR DOUBLE STUD PARTY WALL, FLUSH AT GARAGE, BRICK VENEER
15.9-7	REQUIRED FIRE STOPPING AT SOFFITS SECTION
01.10-1	TYPICAL 2 HR FIREWALL
02.10-2	TYPICAL 2 HR FIREWALL AT VARIED FLOOR LEVELS

REVISIONS

THE UNDERSIGNED HAS REVIEWED AND TAKES RESPONSIBILITY FOR THIS DESIGN AND HAS THE QUALIFICATIONS AND MEETS THE REQUIREMENTS SET OUT IN THE ONTARIO BUILDING CODE TO BE A DESIGNER.

QUALIFICATION INFORMATION		
VIJAY SHIVPAUL		29444
NAME	SIGNATURE	BCIN
REGISTRATION INFORMATION		
HUNT DESIGN ASSOCIATES INC.		19895

NO.	DESCRIPTION	YYYY.MM.DD	BY
1.	ISSUED FOR CLIENT REVIEW	2015.02.19	VS
2.	REVISED AS PER CLIENT COMMENTS	2015.03.17	RC
3.	ISSUED FINAL	2015.06.22	RC
4.	-	.	.
5.	-	.	.

HUNT DESIGN ASSOCIATES INC.
8966 WOODBINE AVE., MARKHAM, ON L3R 0J7
T 905.737.5133 // 416.410.7374 F 905.737.7326 email: hda@huntdesign.ca
www.huntdesign.ca

ESQUIRE HOMES - 212043
TAUNTON ROAD, AJAX, ON.

BLOCK 3

LOTS 8 to 11

PLAN & ROOF

REV.2015.06.22

Scale	Drawn By	Checked By
1/8"=1'-0"	YS	VS

File Number	Page Number
212043WT-BLOCKS	1 of 2

BLOCK NUMBER **3**

BLOCK NUMBER 3

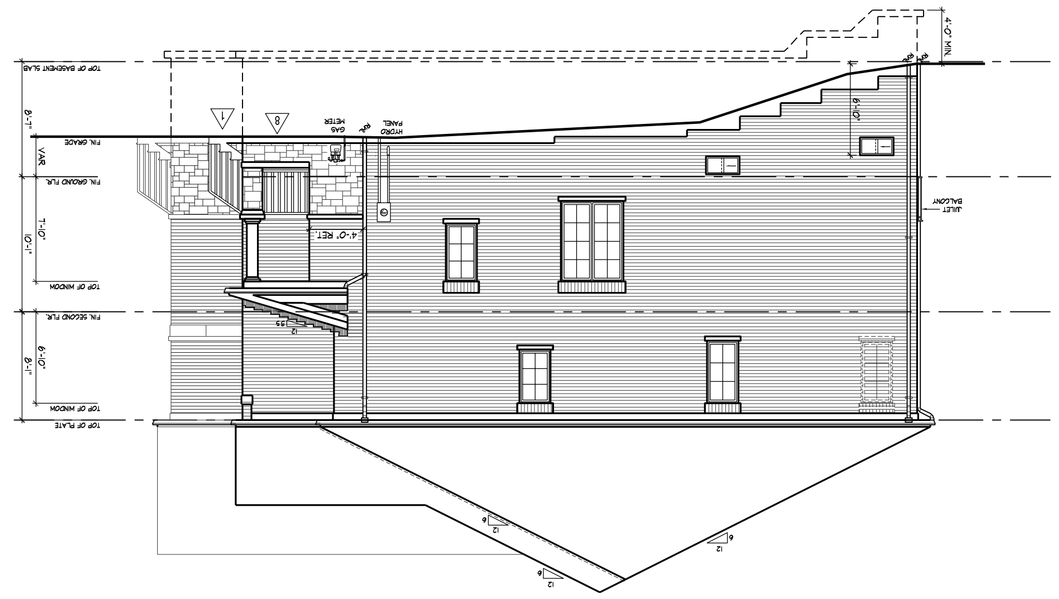

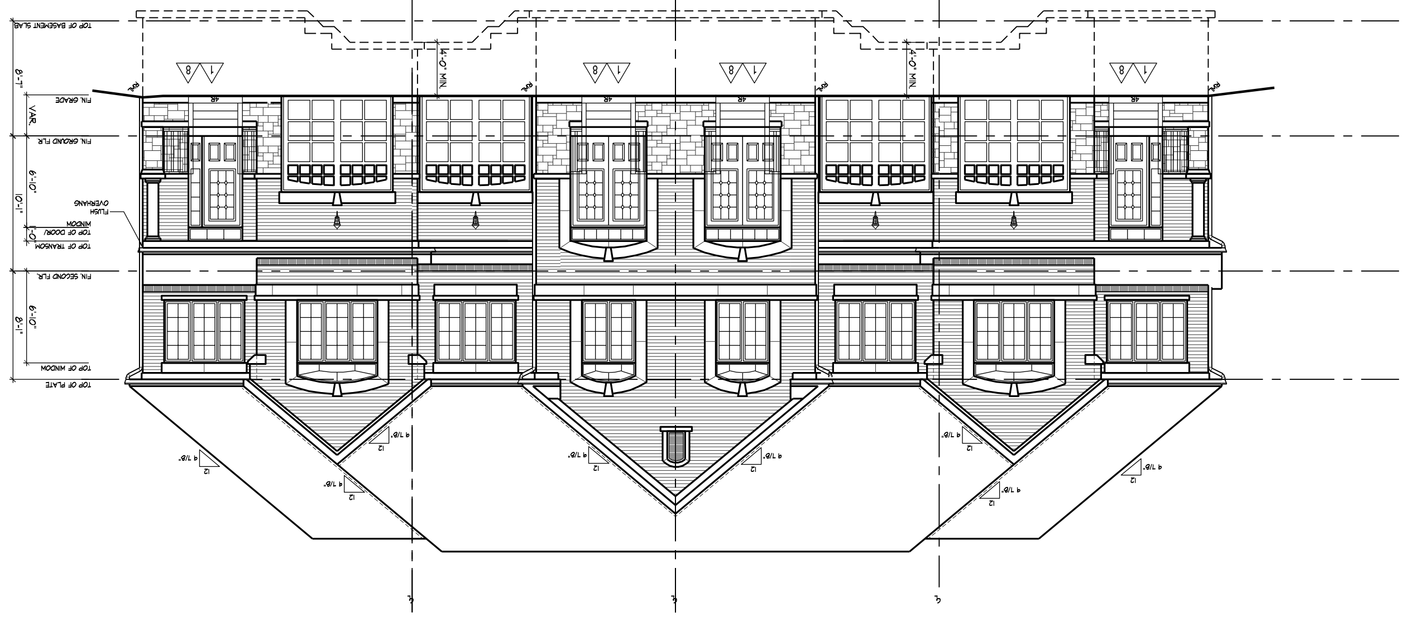

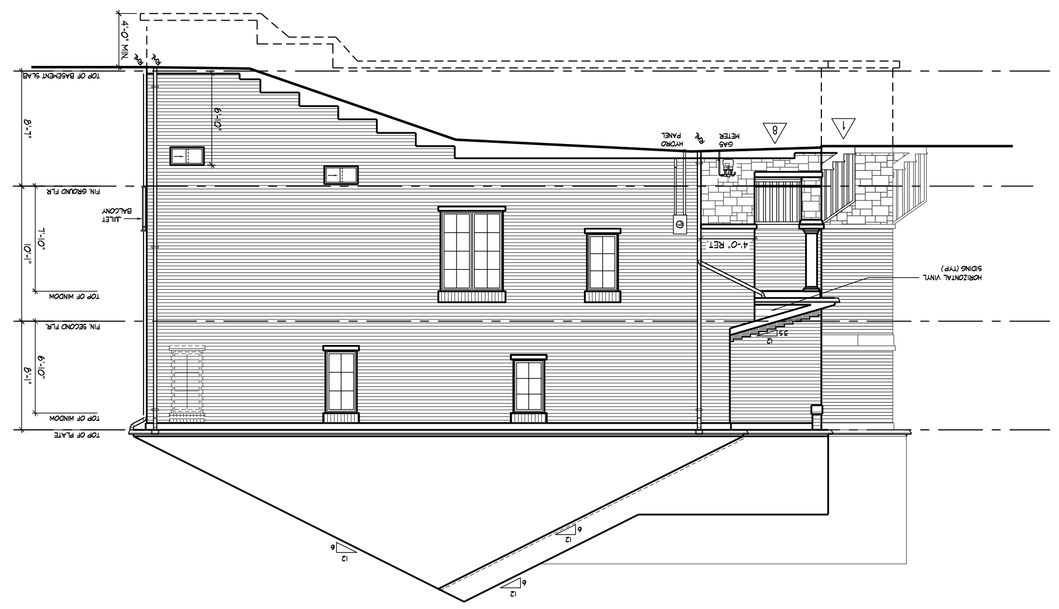

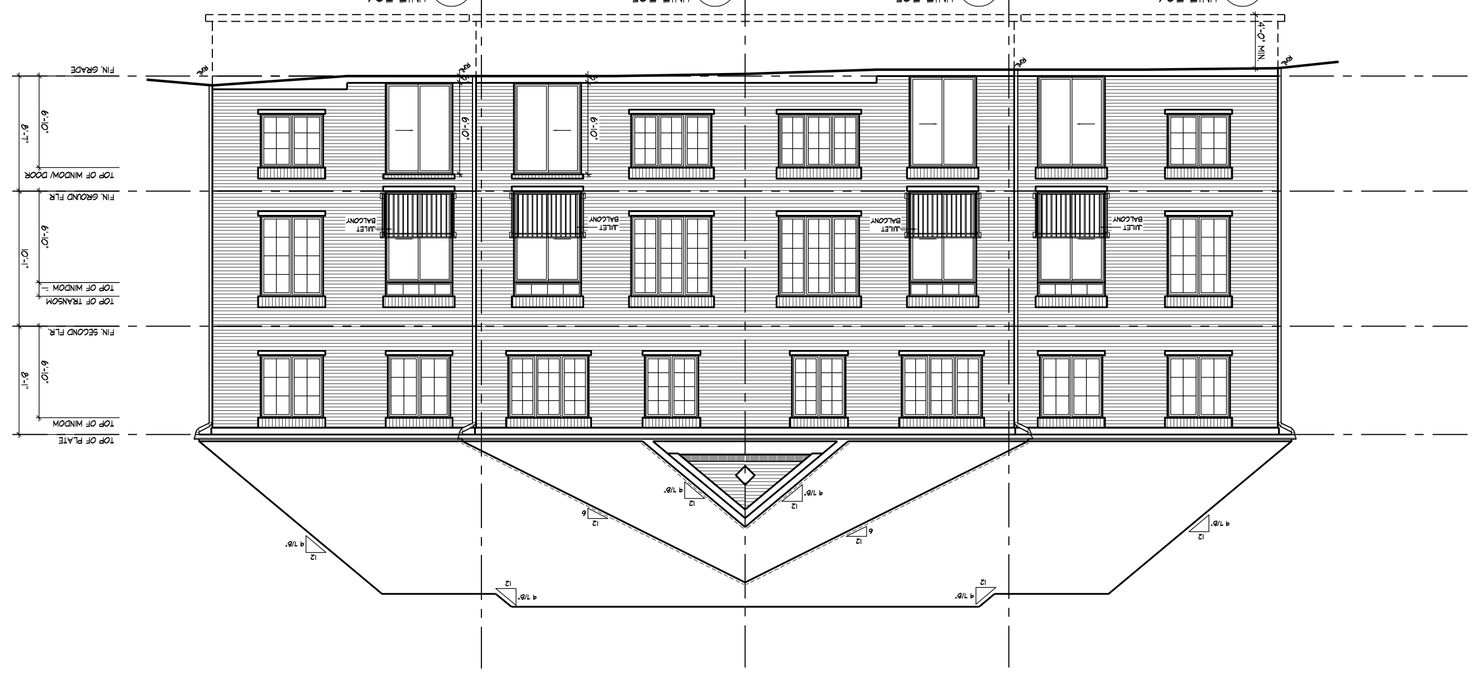

BULDING AREA

INCLUDING PORCHES	384.16 sq m
BULDING AREA	4135.11 sq ft

A FIREWALL IS REQUIRED IF THE BULDING AREA IS GREATER THAN 600 m2 (6458 sq ft) AS PER BULDING CODE PART 9 LIMITATIONS SECTION 1.1.2.4.(1)
** DEFINITION OF BULDING AREA AS PER PART 1.4.1.2. BULDING EXTERIOR WALLS ABOVE GRADE TO IF REOD IS THE EXTENT OF THE GREATEST HORIZONTAL THE CENTER OF THE FIREWALL (DEMISING LINE)

BULDING AREA CALCULATION FOR FIREWALLS AS PER O.B.C. PART 1 SECTION 1.1.2.4.(1), PART 3.1.8.9.10.

SECTION	BULDING AREA
LOT(S) 8-11	4135.11 sq ft
	384.16 sq m
LOTS(S) ###	0.00 sq ft
	0.00 sq m
LOT(S) ###	0.00 sq ft
	0.00 sq m

GENERAL NOTES

1. PROVIDE FIRESTOPS AS REQUIRED BY O.B.C. 9.10.16
2. REFER TO UNIT WORKING DRAWINGS, ENGINEERS DRAWINGS AND SITEPLAN FOR ADDITIONAL INFORMATION AND VERIFICATION.
3. REFER TO ROOF TRUSS MANUFACTURERS DRAWINGS FOR LAYOUT, SPACING, INSTALLATION DETAILS AND HANGER SIZES.
4. CONTRACTOR MUST VERIFY ALL DIMENSIONS ON THE JOB REPORT ANY DISCREPANCIES TO HUNT DESIGN ASSOCIATES INC. (H.D.A.I.) BEFORE PROCEEDING WITH THE WORK. ALL DRAWINGS AND SPECIFICATIONS ARE INSTRUMENTS OF SERVICE AND ARE THE PROPERTY OF H.D.A.I.
5. COMBUSTIBLE PROJECTIONS ON THE EXTERIOR OF A WALL THAT ARE MORE THAN 110mm (3 ft 3 in) ABOVE GROUND SHALL NOT BE PERMITTED WITHIN 1.2m (3 ft 11 in) OF A PROPERTY LINE OR CENTRE LINE OF A PUBLIC WAY OR 2.4m (7 ft 10 in) OF A COMBUSTIBLE PROJECTION ON ANOTHER BULDING ON THE SAME PROPERTY AS PER PART 9 SECTION 9.10.14.5.(5)

LEGEND

- 1 POURED IN PLACE STEPS WITH MASONRY VENEER ON SIDES.
- 2 DROP OR RAISE BANDING BY AMOUNT INDICATED.
- 3 ADD BANDING AND/OR TRIM AS INDICATED.
- 4 ADDED CAMBERED HEADERS.
- 5 8'-0" X 8'-0" GARAGE DOORS.
- 6 DROPPED OR RAISED SOFFIT AS INDICATED.
- 7 ADJUSTED ROOF OVERHANG AS INDICATED ON ROOF PLAN.
- 8 PROVIDE GUARD PER CONSTRUCTION NOTE 11.
- 9 FOYER SUNKEN AS INDICATED
- 10 LIGHT FIXTURE RELOCATED AS INDICATED.

WALL TYPE LEGEND

FRR	LINE TYPE	DETAILS
45 MIN		SECTION 1, 2 & 3
60 MIN		SECTION 8 (BLOCK) SECTION 9 (WOOD STUD)
120 MIN		SECTION 10

DETAILS

No. NOMENCLATURE	TITLE
01.1-1	MASONRY VENEER, 2ND STUDS, 2 STOREY WALL SECTION
01.1-2	MASONRY VENEER, 2ND STUDS, 2 STOREY AT GARAGE WALL SECTION
01.1-3	MASONRY VENEER, 2ND STUDS, 1 STOREY GARAGE WALL SECTION
01.3-1	TYPICAL 1 HR INTERT WALL SECTION, PARALLEL ROOF TRUSSES, 2ND TO 2ND STUDS
02.3-2	TYPICAL 1 HR INTERT WALL SECTION, PERPENDICULAR ROOF TRUSSES, 2ND TO 2ND STUDS
03.3-3	TYPICAL 1 HR INTERT WALL SECTION, PARALLEL ROOF TRUSSES, 2ND TO 2ND FIRES GAGE
04.3-4	TYP 2ND STUD PARTY WALL SECTION AT U/S OF GAR. CEILING SPACE
05.3-5	1 HR DOUBLE STUD PARTY WALL BRICK VENEER, PLUSH UNIT
06.3-6	1 HR DOUBLE STUD PARTY WALL BRICK VENEER, STAGGERED UNIT
11.3-6	TYP. R.H.S.S. AT PARTY WALL INCRESSED CONDITION DOUBLE STUD
12.3-6	TYP. R.H.S.S. AT PARTY WALL FURRED OUT CONDITION DOUBLE STUD
13.3-7	1 HR DOUBLE STUD PARTY WALL @ GARAGE, 45 MIN FIRE RATING, BRICK VENEER
14.3-7	1 HR DOUBLE STUD PARTY WALL FLUSH AT GARAGE, BRICK VENEER
15.3-7	REDURED FIRE STOPPING AT SOFFITS SECTION
01.1-01	TYPICAL 2 HR FIREWALL
02.1-02	TYPICAL 2 HR FIREWALL AT VARIED FLOOR LEVELS

NO.	DESCRIPTION	YYYY.MM.DD	BY
5.	ISSUED FINAL	2015.06.22	RC
4.	.	.	.
3.	.	.	.
2.	REVISED AS PER CLIENT COMMENTS	2015.05.07	RC
1.	ISSUED FOR CLIENT REVIEW	2015.02.19	VS

REVISIONS

THE INDIVIDUAL(S) AS REQUIRED AND TAKES RESPONSIBILITY FOR THIS DESIGN AND HAS THE QUALIFICATIONS AND MEETS THE REQUIREMENTS OF OUT OF THE ONTARIO BULDING CODE TO BE A DESIGNER.

QUALIFICATION INFORMATION

REGISTRATION INFORMATION	
NAME	SIGNATURE SEAL
ULAR SHIVPAUL	25444
HUNT DESIGN ASSOCIATES INC.	19899

DESIGN ASSOCIATES INC.
www.huntdesign.ca
T 905 737 8123 | F 905 737 7328 email: info@hunteng.ca
9866 WOODBINE AVE, MARKHAM, ON L3R 0J7

ESQUIRE HOMES - 21204 3

TAUNTON ROAD, AJAX, ON.

BLOCK 3

LOTS 8 to 11

ELEVATIONS

Scale 1/8"=1'-0"	REV.2015.06.22
Drawn By VS	Checked By VS
File Number 21204 3WT-BLOCK3	Page Number 2 of 2

All drawings specifications related documents and designs are the copyright property of Hunt Design Associates (H.D.A.I). Reproduction of this property in whole or in part is strictly prohibited without H.D.A.I's written permission. H.D.A.I. assumes no responsibility or liability for this property unless it bears the appropriate SEAL number and original signature.

RCALDERSON | MON FEB 09 15:02:56 | K:\PROJECTS\2012\21204 ESQUIRE\BLOCK3\21204WT-BLOCK3.DWG