FRONT ELEVATION 'A'

FRONT ELEVATION 'B'

FRONT ELEVATION 'C'

UNIT 4205 - 'THE GRAYWOOD'

SB-12 ENERGY EFFICIENCY DESIGN MATRIX

PRESCRIPTIVE COMPLIANCE — SB-12 (SECTION 3.1.1) TABLE 3.1.1.2.A

PACKAGE A1

SPACE HEATING FUEL	
■ GAS	☐ OIL
☐ ELECTRIC	☐ PROPANE
☐ EARTH	☐ SOLID FUEL

BUILDING COMPONENT	REQUIRED	PROPOSED
INSULATION RSI (R) VALUE		
CEILING W/ ATTIC SPACE	10.56 (R60)	10.56 (R60)
CEILING W/O ATTIC SPACE	5.46 (R31)	5.46 (R31)
EXPOSED FLOOR	5.46 (R31)	5.46 (R31)
WALLS ABOVE GRADE	3.87 (R22)	3.87 (R22)
BASEMENT WALLS * PROPOSED VALUES MAY BE SUBSTITUTED W/ 2.11+1.76ci (R12+R10ci)	3.52 ci (R20 ci) *	3.52 ci (R20 ci) *
BELOW GRADE SLAB ENTIRE SURFACE > 600mm BELOW GRADE	-	-
EDGE OF BELOW GRADE SLAB ≤ 600mm BELOW GRADE	1.76 (R10)	1.76 (R10)
HEATED SLAB OR SLAB ≤ 600mm BELOW GRADE	1.76 (R10)	1.76 (R10)
WINDOWS & DOORS		
WINDOWS/SLIDING GLASS DOORS (MAX U-VALUE)	1.6	1.6
SKYLIGHTS (MAX. U-VALUE)	2.8	2.8
APPLIANCE EFFICIENCY		
SPACE HEATING EQUIP. (AFUE%)	96%	96%
HRV EFFICIENCY (%)	75%	75%
DHW HEATER (EF)	0.8	0.8

	EL. 'A' STD. PLAN	EL. 'A' OPT. PLAN	EL. 'B' STD. PLAN	EL. 'B' OPT. PLAN	EL. 'C' STD. PLAN	EL. 'C' OPT. PLAN
GROUND FLOOR AREA	1547 sq. ft.	1547sq. ft.	1547 sq. ft.	1547 sq. ft.	1547 sq. ft.	1547 sq. ft.
SECOND FLOOR AREA	1844 sq. ft.	1844 sq. ft.	1851 sq. ft.	1851 sq. ft.	1869 sq. ft.	1869 sq. ft.
SUBTOTAL	3391 sq. ft.	3391 sq. ft.	3398 sq. ft.	3398 sq. ft.	3416 sq. ft.	3416 sq. ft.
DEDUCT ALL OPEN AREAS	111 sq. ft.	111 sq. ft.	111 sq. ft.	111 sq. ft.	111 sq. ft.	111 sq. ft.
TOTAL NET AREA	3280 sq. ft. (304.72 sq. m.)	3280 sq. ft. (304.72 sq. m.)	3287 sq. ft. (305.37 sq. m.)	3287 sq. ft. (305.37 sq. m.)	3305 sq. ft. (307.04 sq. m.)	3305 sq. ft. (307.04 sq. m.)
FINISHED BASEMENT AREA	139 sq. ft.	133 sq. ft.	139 sq. ft.	133 sq. ft.	139 sq. ft.	133 sq. ft.
COVERAGE W/OUT PORCH	1953 sq. ft. (181.44 sq. m.)		1953 sq. ft. (181.44 sq. m.)		1953 sq. ft. (181.44 sq. m.)	
COVERAGE W/ PORCH	2016 sq. ft. (187.29 sq. m.)		2016 sq. ft. (187.29 sq. m.)		2016 sq. ft. (187.29 sq. m.)	
WINDOW / WALL AREA CALCULATIONS	EL. 'A' STD. PLAN	EL. 'A' OPT. PLAN	EL. 'B' STD. PLAN	EL. 'B' OPT. PLAN	EL. 'C' STD. PLAN	EL. 'C' OPT. PLAN
GROSS WALL AREA	4317.05 sq. ft. (401.07 sq. m.)	4350.81 sq. ft. (404.20 sq. m.)	4330.64 sq. ft. (402.33 sq. m.)	4330.64 sq. ft. (402.33 sq. m.)	4300.39 sq. ft. (399.52 sq. m.)	4300.39 sq. ft. (399.52 sq. m.)
GROSS WINDOW AREA (INCL. GLASS DOORS & SKYLIGHTS)	474.31 sq. ft. (44.06 sq. m.)	477.65 sq. ft. (44.38 sq. m.)	450.78 sq. ft. (41.88 sq. m.)	454.11 sq. ft. (42.19 sq. m.)	580.45 sq. ft. (53.93 sq. m.)	559.62 sq. ft. (51.99 sq. m.)
TOTAL WINDOW %	10.99 %	10.98 %	10.41 %	10.49 %	13.50 %	13.01 %

1 - TITLE PAGE
2 - BASEMENT PLAN, ELEV. 'A' & 'B'
3 - OPT. 9FT. BASEMENT PLAN, ELEV. 'A' & 'B'
4 - GROUND FLOOR PLAN, ELEV. 'A'
6 - SECOND FLOOR PLAN, ELEV. 'A'
7 - OPT. SECOND FLOOR PLAN, ELEV. 'A'
8 - PARTIAL FLOOR PLANS, ELEV. 'B'
9 - PARTIAL FLOOR PLANS, ELEV. 'C'
10 - PARTIAL FLOOR PLANS, ELEV. 'C'
11 - FRONT ELEVATION, ELEV 'A'
12 - LEFT SIDE ELEVATION 'A'
13 - LEFT SIDE ELEVATION 'A' - OPT. 5 BEDROOM PLAN
14 - RIGHT SIDE ELEVATION 'A'
15 - REAR ELEVATION 'A', 'B' & 'C'
16 - FRONT ELEVATION 'B'
17 - LEFT SIDE ELEVATION 'B'
18 - LEFT SIDE ELEVATION 'B' - OPT. 5 BEDROOM PLAN
19 - RIGHT SIDE ELEVATION 'B'
20 - FRONT ELEVATION 'C'
21 - LEFT SIDE ELEVATION 'C'
22 - LEFT SIDE ELEVATION 'C' - OPT. 5 BEDROOM PLAN
23 - RIGHT SIDE ELEVATION 'C'
24 - CROSS SECTION 'A-A'
25 - CONSTRUCTION NOTES
26 - CONSTRUCTION NOTES

REVISIONS	DATE (YYYY/MM/DD)	BY
7. -	-	-
6. -	-	-
5. -	-	-
4. -	-	-
3. -	-	-
2. REVISED AS PER CLIENTS COMMENTS	2020.05.27	NEA
1. ISSUED FOR CLIENT REVIEW	2020.04.13	AW

TITLE PAGE

THE UNDERSIGNED HAS REVIEWED AND TAKES RESPONSIBILITY FOR THIS DESIGN AND HAS THE QUALIFICATIONS AND MEETS THE REQUIREMENTS SET OUT IN THE ONTARIO BUILDING CODE TO BE A DESIGNER.

QUALIFICATION INFORMATION

NAME	SIGNATURE	BCIN
Allan Whiting		23177

REGISTRATION INFORMATION

HUNT DESIGN ASSOCIATES INC. 19695

HUNT DESIGN ASSOCIATES INC.
www.huntdesign.ca

GOLDPARK HOMES - 217020
PINE VALLEY, VAUGHAN ONT.

UNIT 4205-THE GRAYWOOD
REV.2020.05.27

Drawn By	Checked By	Scale	File Number	Page Number
JK	-	3/16"=1'-0"	217020WS4205	1 of 26

8966 Woodbine Ave, Markham, ON L3R 0J7 T 905.737.5133 F 905.737.7326

All drawings specifications related documents and design are the copyright property of Hunt Design Associates (H.D.A). Reproduction of this property in whole or in part is strictly prohibited without H.D.A.'s written permission (H.D.A. assumes no responsibility or liability for this property unless it bears the appropriate BCIN number and original signature.)

AWHITING | MON JUN 1/20 03:08 PM | K:\PROJECTS\2017\217020.GOLD\WORKING\SINGLES\42\217020WS4205- GRAYWOOD.DWG

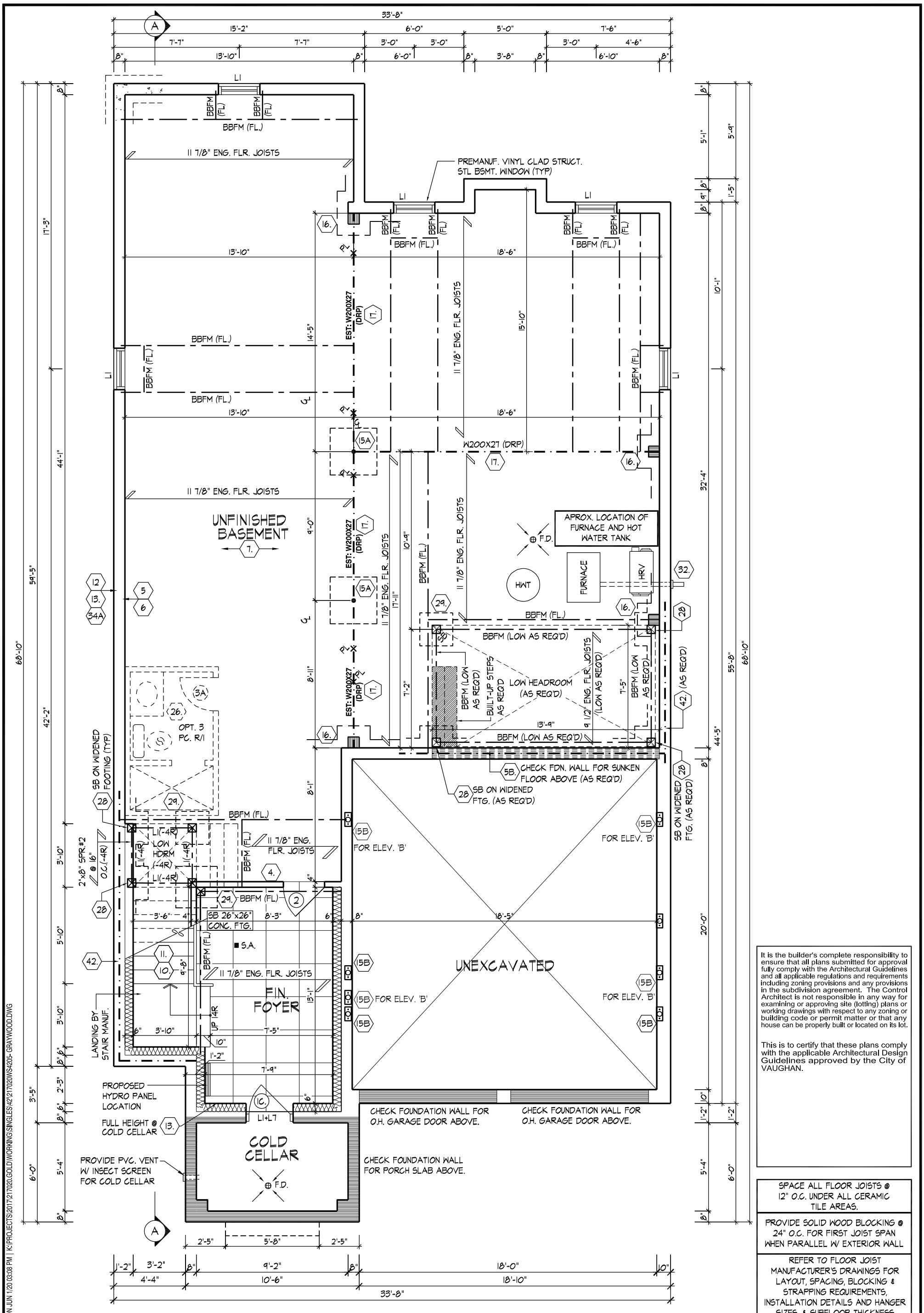

It is the builder's complete responsibility to ensure that all plans submitted for approval fully comply with the Architectural Guidelines and all applicable regulations and requirements including zoning provisions and any provisions in the subdivision agreement. The Control Architect is not responsible in any way for examining or approving site (lotting) plans or working drawings with respect to any zoning or building code or permit matter or that any house can be properly built or located on its lot.

This is to certify that these plans comply with the applicable Architectural Design Guidelines approved by the City of VAUGHAN.

SPACE ALL FLOOR JOISTS @ 12" O.C. UNDER ALL CERAMIC TILE AREAS.

PROVIDE SOLID WOOD BLOCKING @ 24" O.C. FOR FIRST JOIST SPAN WHEN PARALLEL W/ EXTERIOR WALL

REFER TO FLOOR JOIST MANUFACTURER'S DRAWINGS FOR LAYOUT, SPACING, BLOCKING & STRAPPING REQUIREMENTS, INSTALLATION DETAILS AND HANGER SIZES, & SUBFLOOR THICKNESS

BASEMENT PLAN, ELEV. 'A' & 'B'

BASEMENT PLAN, ELEV. 'A' & 'B'

AWHITING | MON JUN 1/20 03:08 PM | K:\PROJECTS\2017\217020.GOLD\WORKING\SINGLES\42\217020WS4205-GRAYWOOD.DWG

THE UNDERSIGNED HAS REVIEWED AND TAKES RESPONSIBILITY FOR THIS DESIGN AND HAS THE QUALIFICATIONS AND MEETS THE REQUIREMENTS SET OUT IN THE ONTARIO BUILDING CODE TO BE A DESIGNER.

QUALIFICATION INFORMATION

NAME	SIGNATURE	BCIN
Allan Whiting		23177

REGISTRATION INFORMATION

HUNT DESIGN ASSOCIATES INC.	19695

HUNT DESIGN ASSOCIATES INC.

www.huntdesign.ca

GOLDPARK HOMES - 217020

PINE VALLEY, VAUGHAN ONT.

UNIT 4205-THE GRAYWOOD

REV.2020.05.27

Drawn By	Checked By	Scale	File Number	Page Number
JK	-	3/16"=1'-0"	217020WS4205	2 of 26

8966 Woodbine Ave, Markham, ON L3R 0J7 T 905.737.5133 F 905.737.7326

All drawings specifications related documents and design are the copyright property of Hunt Design Associates (H.D.A). Reproduction of this property in whole or in part is strictly prohibited without H.D.A.'s written permission (H.D.A. assumes no responsibility or liability for this property unless it bears the appropriate BCIN number and original signature.)

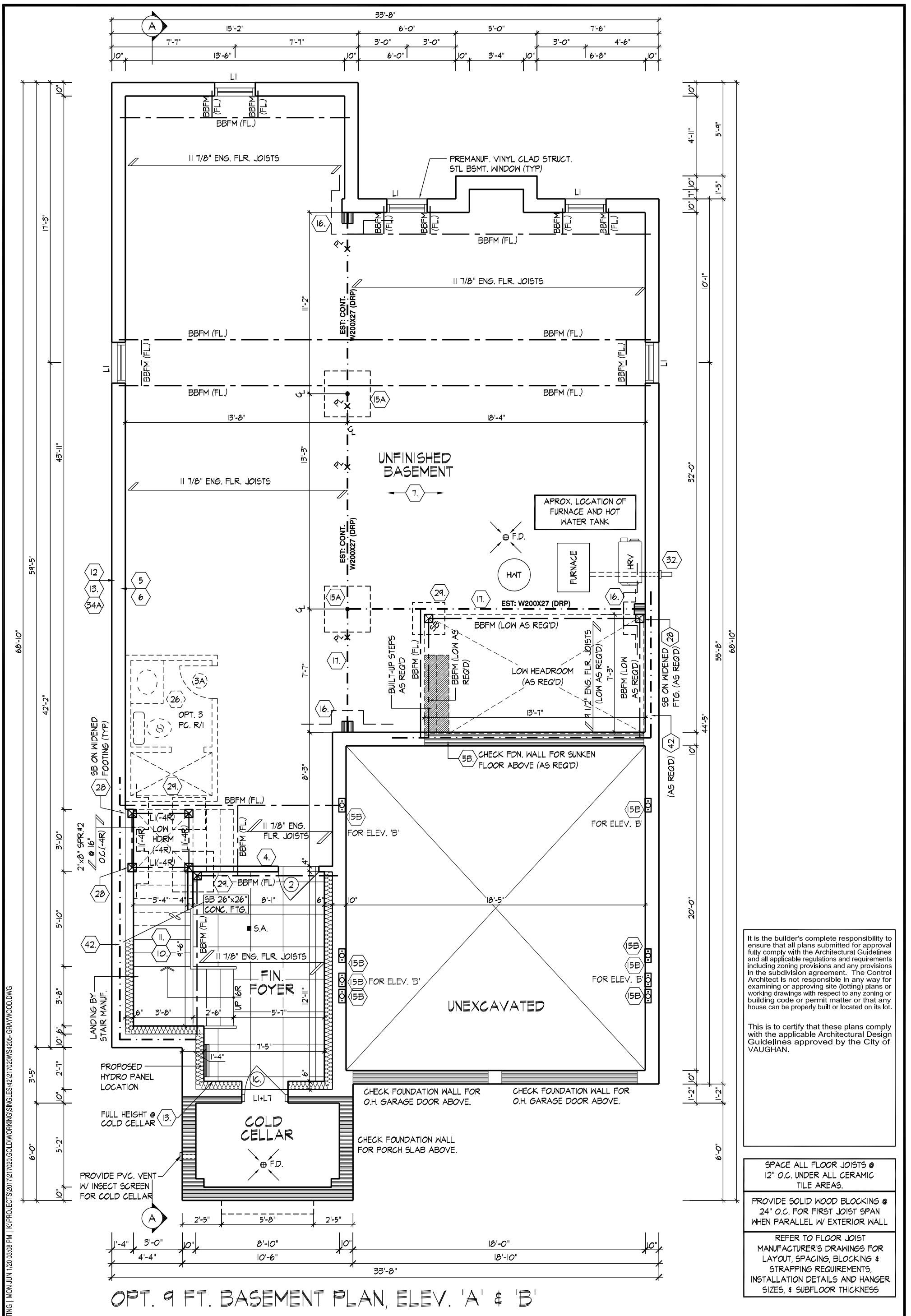

OPT. 9 FT. BASEMENT PLAN, ELEV. 'A' & 'B'

It is the builder's complete responsibility to ensure that all plans submitted for approval fully comply with the Architectural Guidelines and all applicable regulations and requirements including zoning provisions and any provisions in the subdivision agreement. The Control Architect is not responsible in any way for examining or approving site (lotting) plans or working drawings with respect to any zoning or building code or permit matter or that any house can be properly built or located on its lot.

This is to certify that these plans comply with the applicable Architectural Design Guidelines approved by the City of VAUGHAN.

SPACE ALL FLOOR JOISTS @ 12" O.C. UNDER ALL CERAMIC TILE AREAS.

PROVIDE SOLID WOOD BLOCKING @ 24" O.C. FOR FIRST JOIST SPAN WHEN PARALLEL W/ EXTERIOR WALL

REFER TO FLOOR JOIST MANUFACTURER'S DRAWINGS FOR LAYOUT, SPACING, BLOCKING & STRAPPING REQUIREMENTS, INSTALLATION DETAILS AND HANGER SIZES, & SUBFLOOR THICKNESS

OPT. 9FT. BASEMENT PLAN, ELEV. 'A' & 'B'

AWHITING | MON JUN 1/20 03:08 PM | K:\PROJECTS\2017\217020.GOLD\WORKING\SINGLES\42\217020WS4205- GRAYWOOD.DWG

THE UNDERSIGNED HAS REVIEWED AND TAKES RESPONSIBILITY FOR THIS DESIGN AND HAS THE QUALIFICATIONS AND MEETS THE REQUIREMENTS SET OUT IN THE ONTARIO BUILDING CODE TO BE A DESIGNER.

QUALIFICATION INFORMATION

NAME	SIGNATURE	BCIN
Allan Whiting		23177

REGISTRATION INFORMATION

HUNT DESIGN ASSOCIATES INC.	19695

HUNT DESIGN ASSOCIATES INC.

www.huntdesign.ca

GOLDPARK HOMES - 217020 **UNIT 4205-THE GRAYWOOD**

PINE VALLEY, VAUGHAN ONT. REV.2020.05.27

Drawn By	Checked By	Scale	File Number	Page Number
JK	-	3/16"=1'-0"	217020WS4205	3 of 26

8966 Woodbine Ave, Markham, ON L3R 0J7 T 905.737.5133 F 905.737.7326

All drawings specifications related documents and design are the copyright property of Hunt Design Associates (H.D.A). Reproduction of this property in whole or in part is strictly prohibited without H.D.A.'s written permission (H.D.A. assumes no responsibility or liability for this property unless it bears the appropriate BCIN number and original signature.)

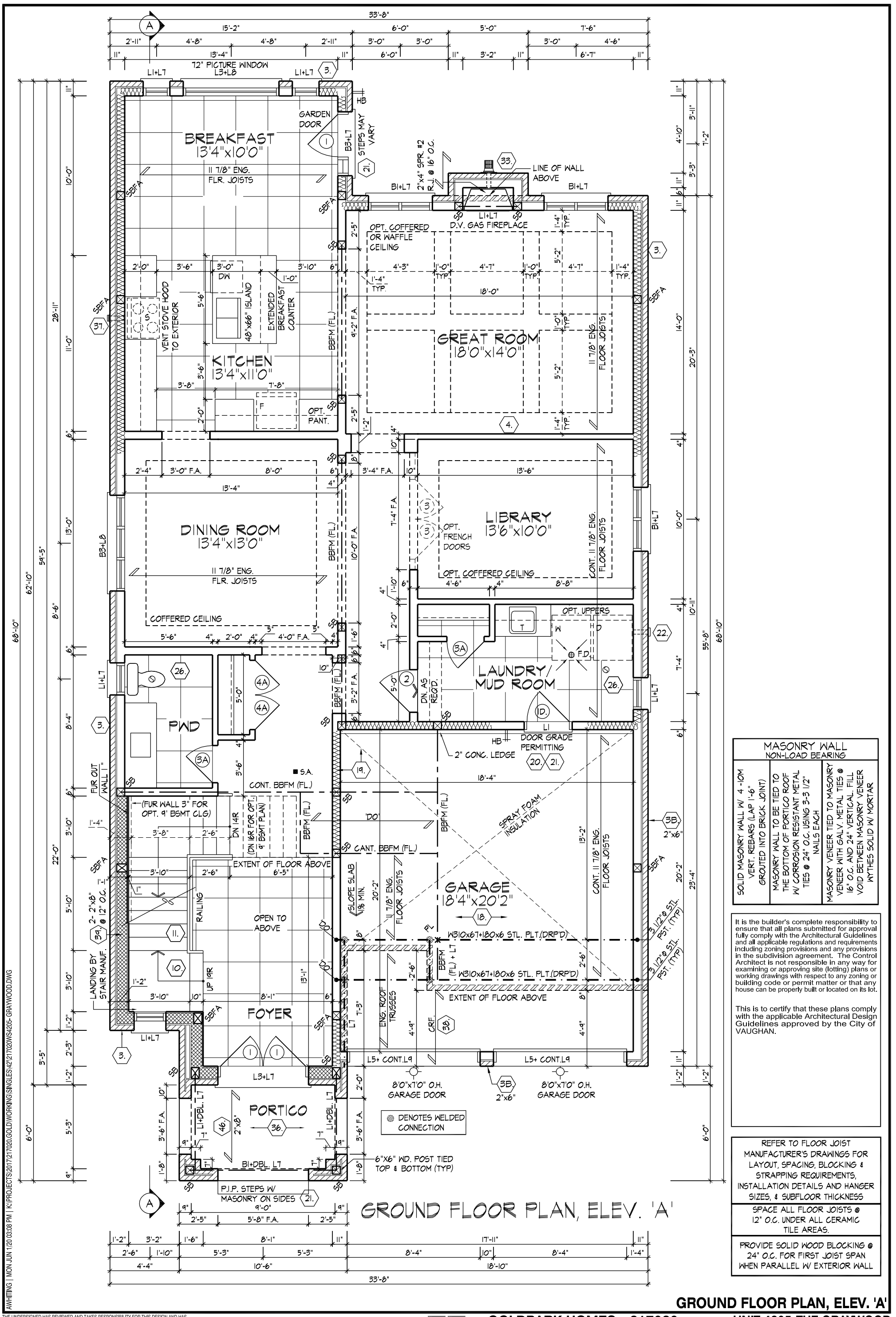

GROUND FLOOR PLAN, ELEV. 'A'

MASONRY WALL NON-LOAD BEARING		
SOLID MASONRY WALL W/ 4 -10M VERT. REBARS (LAP 1'-6" GROUTED INTO BRICK JOINT)	MASONRY WALL TO BE TIED TO THE BOTTOM OF PORTICO ROOF W/ CORROSION RESISTANT METAL TIES @ 24" O.C. USING 3-3 1/2" NAILS EACH	MASONRY VENEER TIED TO MASONRY VENEER WITH GALV. METAL TIES @ 16" O.C. AND 24" VERTICAL. FILL VOID BETWEEN MASONRY VENEER WYTHES SOLID W/ MORTAR

It is the builder's complete responsibility to ensure that all plans submitted for approval fully comply with the Architectural Guidelines and all applicable regulations and requirements including zoning provisions and any provisions in the subdivision agreement. The Control Architect is not responsible in any way for examining or approving site (lotting) plans or working drawings with respect to any zoning or building code or permit matter or that any house can be properly built or located on its lot.

This is to certify that these plans comply with the applicable Architectural Design Guidelines approved by the City of VAUGHAN.

REFER TO FLOOR JOIST MANUFACTURER'S DRAWINGS FOR LAYOUT, SPACING, BLOCKING & STRAPPING REQUIREMENTS, INSTALLATION DETAILS AND HANGER SIZES, & SUBFLOOR THICKNESS

SPACE ALL FLOOR JOISTS @ 12" O.C. UNDER ALL CERAMIC TILE AREAS.

PROVIDE SOLID WOOD BLOCKING @ 24" O.C. FOR FIRST JOIST SPAN WHEN PARALLEL W/ EXTERIOR WALL

GROUND FLOOR PLAN, ELEV. 'A'

THE UNDERSIGNED HAS REVIEWED AND TAKES RESPONSIBILITY FOR THIS DESIGN AND HAS THE QUALIFICATIONS AND MEETS THE REQUIREMENTS SET OUT IN THE ONTARIO BUILDING CODE TO BE A DESIGNER.

QUALIFICATION INFORMATION

NAME	SIGNATURE	BCIN
Allan Whiting		23177

REGISTRATION INFORMATION

HUNT DESIGN ASSOCIATES INC.	19695

HUNT DESIGN ASSOCIATES INC.

www.huntdesign.ca

GOLDPARK HOMES - 217020

PINE VALLEY, VAUGHAN ONT.

UNIT 4205-THE GRAYWOOD

REV.2020.05.27

Drawn By	Checked By	Scale	File Number	Page Number
JK	-	3/16"=1'-0"	217020WS4205	4 of 26

8966 Woodbine Ave, Markham, ON L3R 0J7 T 905.737.5133 F 905.737.7326

All drawings specifications related documents and design are the copyright property of Hunt Design Associates (H.D.A). Reproduction of this property in whole or in part is strictly prohibited without H.D.A.'s written permission (H.D.A. assumes no responsibility or liability for this property unless it bears the appropriate BCIN number and original signature.)

AWHITING | MON JUN 1/20 03:08 PM | K:\PROJECTS\2017\217020.GOLD\WORKING\SINGLES\42\217020WS4205- GRAYWOOD.DWG

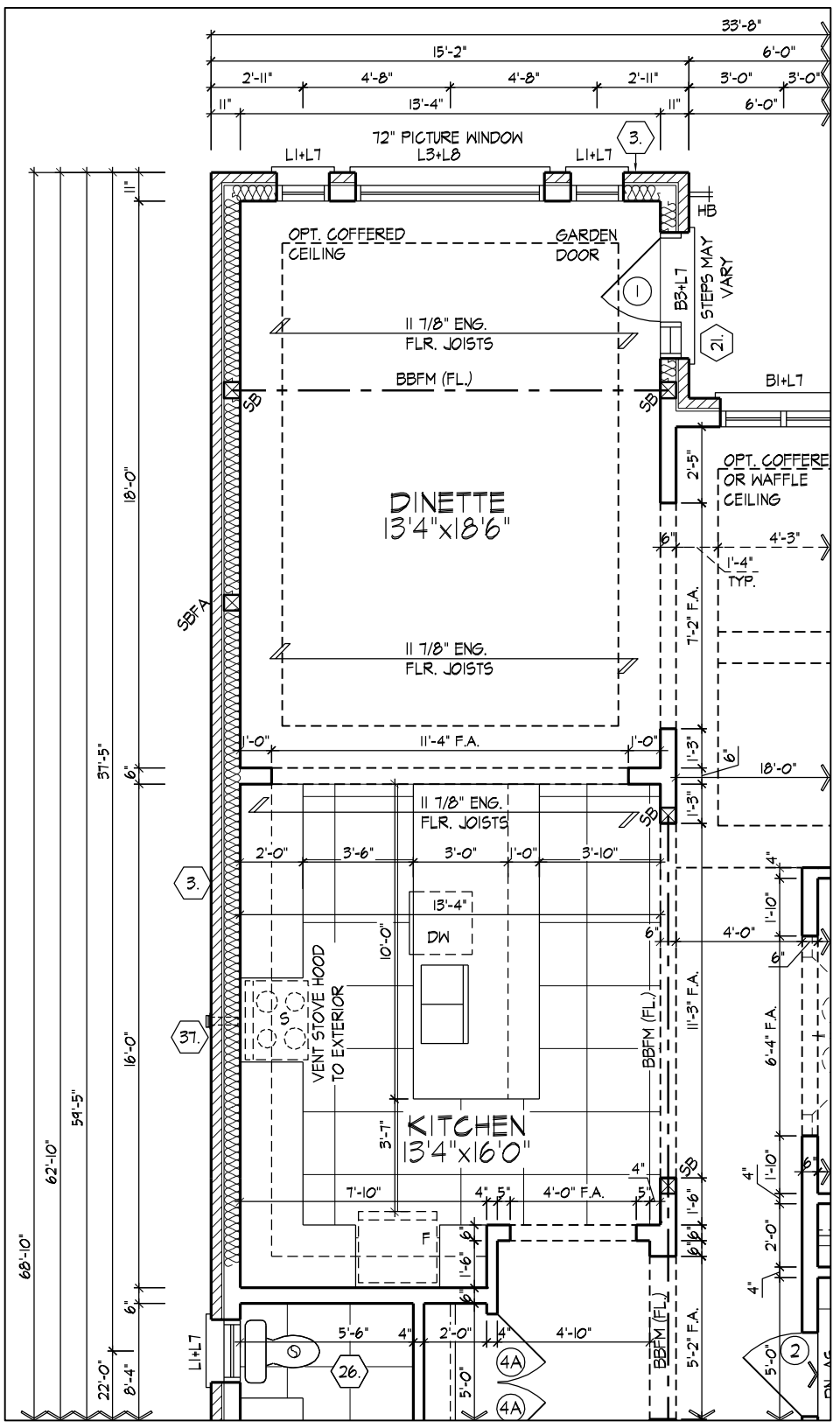

OPT. GROUND FLOOR PLAN, ELEV. 'A'
('B' & 'C' SIMILAR)

It is the builder's complete responsibility to ensure that all plans submitted for approval fully comply with the Architectural Guidelines and all applicable regulations and requirements including zoning provisions and any provisions in the subdivision agreement. The Control Architect is not responsible in any way for examining or approving site (lotting) plans or working drawings with respect to any zoning or building code or permit matter or that any house can be properly built or located on its lot.

This is to certify that these plans comply with the applicable Architectural Design Guidelines approved by the City of VAUGHAN.

REFER TO FLOOR JOIST MANUFACTURER'S DRAWINGS FOR LAYOUT, SPACING, BLOCKING & STRAPPING REQUIREMENTS, INSTALLATION DETAILS AND HANGER SIZES, & SUBFLOOR THICKNESS

SPACE ALL FLOOR JOISTS @ 12" O.C. UNDER ALL CERAMIC TILE AREAS.

PROVIDE SOLID WOOD BLOCKING @ 24" O.C. FOR FIRST JOIST SPAN WHEN PARALLEL W/ EXTERIOR WALL

AWHITING | MON JUN 1/20 03:08 PM | K:\PROJECTS\2017\217020.GOLD\WORKING\SINGLES\42\217020WS4205-GRAYWOOD.DWG

OPT. GROUND FLOOR PLAN, ELEV. 'A'

THE UNDERSIGNED HAS REVIEWED AND TAKES RESPONSIBILITY FOR THIS DESIGN AND HAS THE QUALIFICATIONS AND MEETS THE REQUIREMENTS SET OUT IN THE ONTARIO BUILDING CODE TO BE A DESIGNER.

QUALIFICATION INFORMATION

NAME	SIGNATURE	BCIN
Allan Whiting		23177

REGISTRATION INFORMATION

HUNT DESIGN ASSOCIATES INC.	19695

HUNT DESIGN ASSOCIATES INC.
www.huntdesign.ca

GOLDPARK HOMES - 217020
PINE VALLEY, VAUGHAN ONT.

UNIT 4205-THE GRAYWOOD
REV.2020.05.27

Drawn By	Checked By	Scale	File Number	Page Number
JK	-	3/16"=1'-0"	217020WS4203	5 of 36

8966 Woodbine Ave, Markham, ON L3R 0J7 T 905.737.5133 F 905.737.7326

All drawings specifications related documents and design are the copyright property of Hunt Design Associates (H.D.A). Reproduction of this property in whole or in part is strictly prohibited without H.D.A.'s written permission (H.D.A. assumes no responsibility or liability for this property unless it bears the appropriate BCIN number and original signature.)

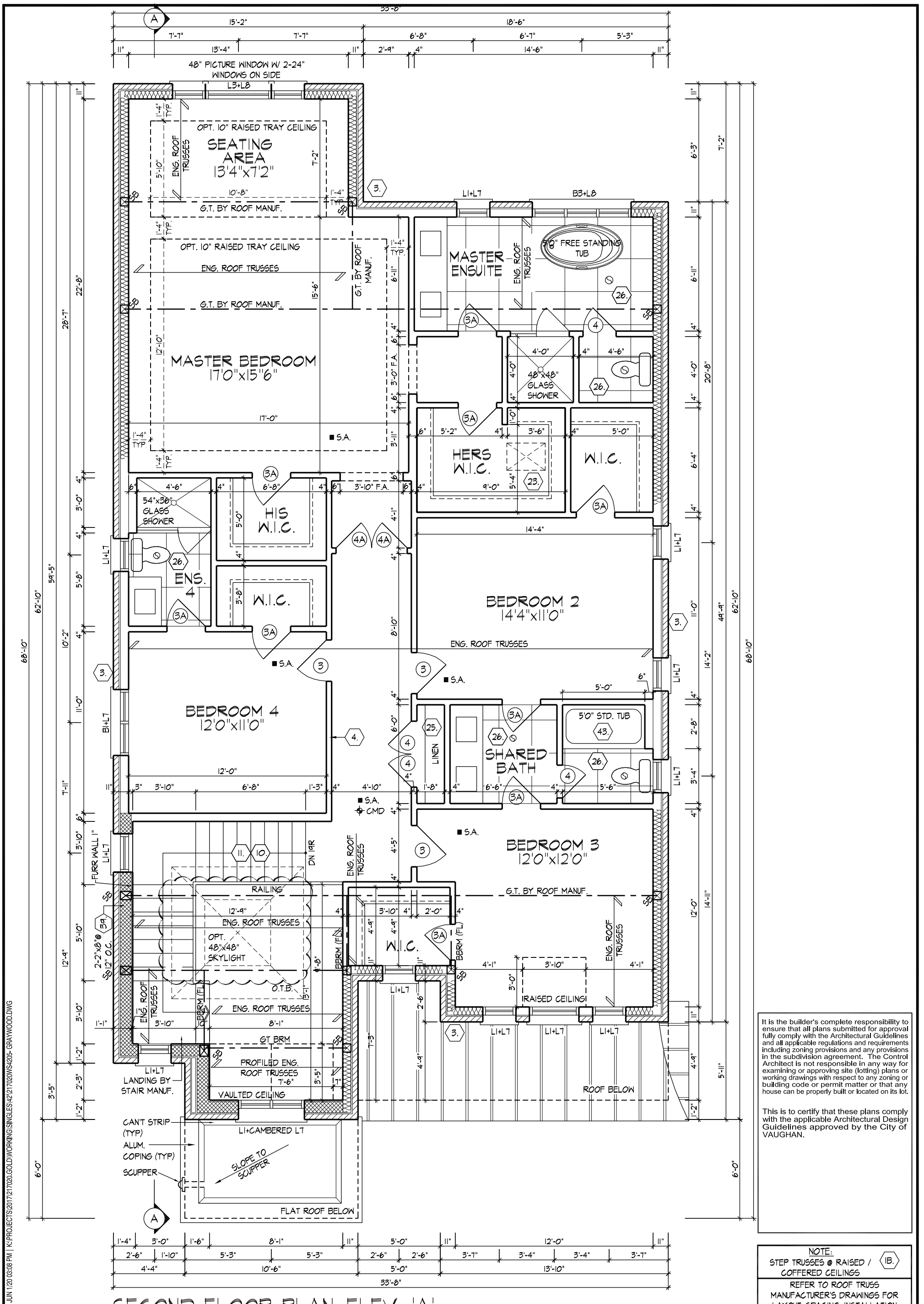

SECOND FLOOR PLAN, ELEV. 'A'

It is the builder's complete responsibility to ensure that all plans submitted for approval fully comply with the Architectural Guidelines and all applicable regulations and requirements including zoning provisions and any provisions in the subdivision agreement. The Control Architect is not responsible in any way for examining or approving site (lotting) plans or working drawings with respect to any zoning or building code or permit matter or that any house can be properly built or located on its lot.

This is to certify that these plans comply with the applicable Architectural Design Guidelines approved by the City of VAUGHAN.

NOTE:
STEP TRUSSES @ RAISED / COFFERED CEILINGS (1B.)

REFER TO ROOF TRUSS MANUFACTURER'S DRAWINGS FOR LAYOUT, SPACING, INSTALLATION DETAILS AND HANGER SIZES.

AWHITING | MON JUN 1/20 03:08 PM | K:\PROJECTS\2017\217020.GOLD\WORKING\SINGLES\42'\217020WS4205- GRAYWOOD.DWG

SECOND FLOOR PLAN, ELEV. 'A'

THE UNDERSIGNED HAS REVIEWED AND TAKES RESPONSIBILITY FOR THIS DESIGN AND HAS THE QUALIFICATIONS AND MEETS THE REQUIREMENTS SET OUT IN THE ONTARIO BUILDING CODE TO BE A DESIGNER.

QUALIFICATION INFORMATION

NAME	SIGNATURE	BCIN
Allan Whiting		23177

REGISTRATION INFORMATION

HUNT DESIGN ASSOCIATES INC. 19695

HUNT DESIGN ASSOCIATES INC.
www.huntdesign.ca

GOLDPARK HOMES - 217020
PINE VALLEY, VAUGHAN ONT.

UNIT 4205-THE GRAYWOOD
REV.2020.05.27

Drawn By	Checked By	Scale	File Number	Page Number
JK	-	3/16"=1'-0"	217020WS4205	6 of 26

8966 Woodbine Ave, Markham, ON L3R 0J7 T 905.737.5133 F 905.737.7326

All drawings specifications related documents and design are the copyright property of Hunt Design Associates (H.D.A). Reproduction of this property in whole or in part is strictly prohibited without H.D.A.'s written permission (H.D.A. assumes no responsibility or liability for this property unless it bears the appropriate BCIN number and original signature.)

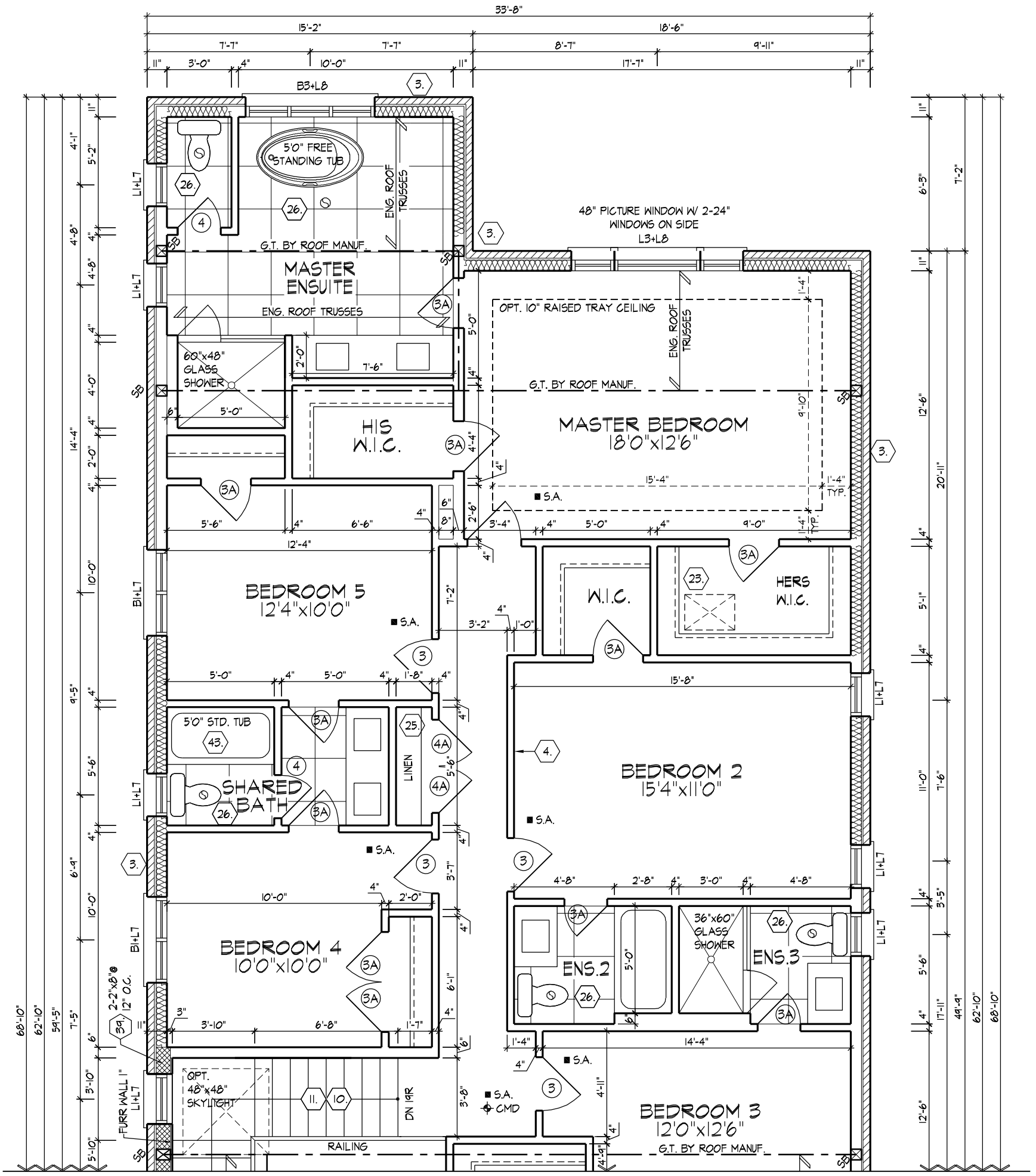

ALT. 5- BEDROOM SECOND FLOOR PLAN, ELEV. 'A'
('B' & 'C' SIMILAR)

It is the builder's complete responsibility to ensure that all plans submitted for approval fully comply with the Architectural Guidelines and all applicable regulations and requirements including zoning provisions and any provisions in the subdivision agreement. The Control Architect is not responsible in any way for examining or approving site (lotting) plans or working drawings with respect to any zoning or building code or permit matter or that any house can be properly built or located on its lot.

This is to certify that these plans comply with the applicable Architectural Design Guidelines approved by the City of VAUGHAN.

NOTE:
STEP TRUSSES @ RAISED / COFFERED CEILINGS (1B.)

REFER TO ROOF TRUSS MANUFACTURER'S DRAWINGS FOR LAYOUT, SPACING, INSTALLATION DETAILS AND HANGER SIZES.

OPT. SECOND FLOOR PLAN, ELEV. 'A'

AWHITING | MON JUN 1/20 03:08 PM | K:\PROJECTS\2017\217020.GOLD\WORKING\SINGLES\42'\217020WS4205- GRAYWOOD.DWG

THE UNDERSIGNED HAS REVIEWED AND TAKES RESPONSIBILITY FOR THIS DESIGN AND HAS THE QUALIFICATIONS AND MEETS THE REQUIREMENTS SET OUT IN THE ONTARIO BUILDING CODE TO BE A DESIGNER.

QUALIFICATION INFORMATION		
Allan Whiting		23177
NAME	SIGNATURE	BCIN
REGISTRATION INFORMATION		
HUNT DESIGN ASSOCIATES INC.		19695

HUNT DESIGN ASSOCIATES INC.
www.huntdesign.ca

GOLDPARK HOMES - 217020
PINE VALLEY, VAUGHAN ONT.

UNIT 4205-THE GRAYWOOD
REV.2020.05.27

Drawn By	Checked By	Scale	File Number	Page Number
JK	-	3/16"=1'-0"	217020WS4205	7 of 26

8966 Woodbine Ave, Markham, ON L3R 0J7 T 905.737.5133 F 905.737.7326

All drawings specifications related documents and design are the copyright property of Hunt Design Associates (H.D.A). Reproduction of this property in whole or in part is strictly prohibited without H.D.A.'s written permission (H.D.A. assumes no responsibility or liability for this property unless it bears the appropriate BCIN number and original signature.)

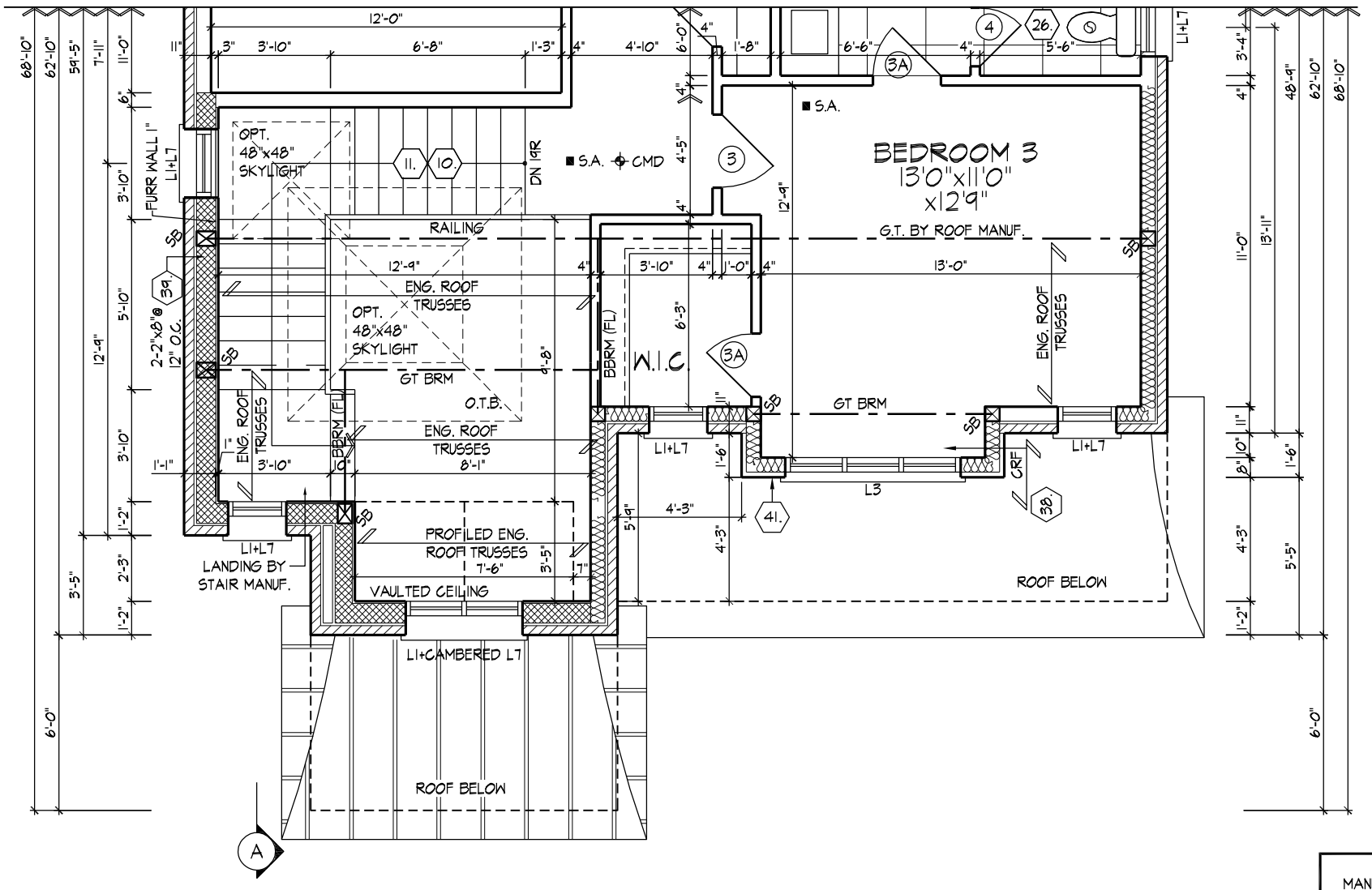

PART SECOND FLOOR PLAN, ELEV. 'B'

REFER TO ROOF TRUSS MANUFACTURER'S DRAWINGS FOR LAYOUT, SPACING, INSTALLATION DETAILS AND HANGER SIZES.

NOTE:
STEP TRUSSES @ RAISED / COFFERED CEILINGS (1B.)

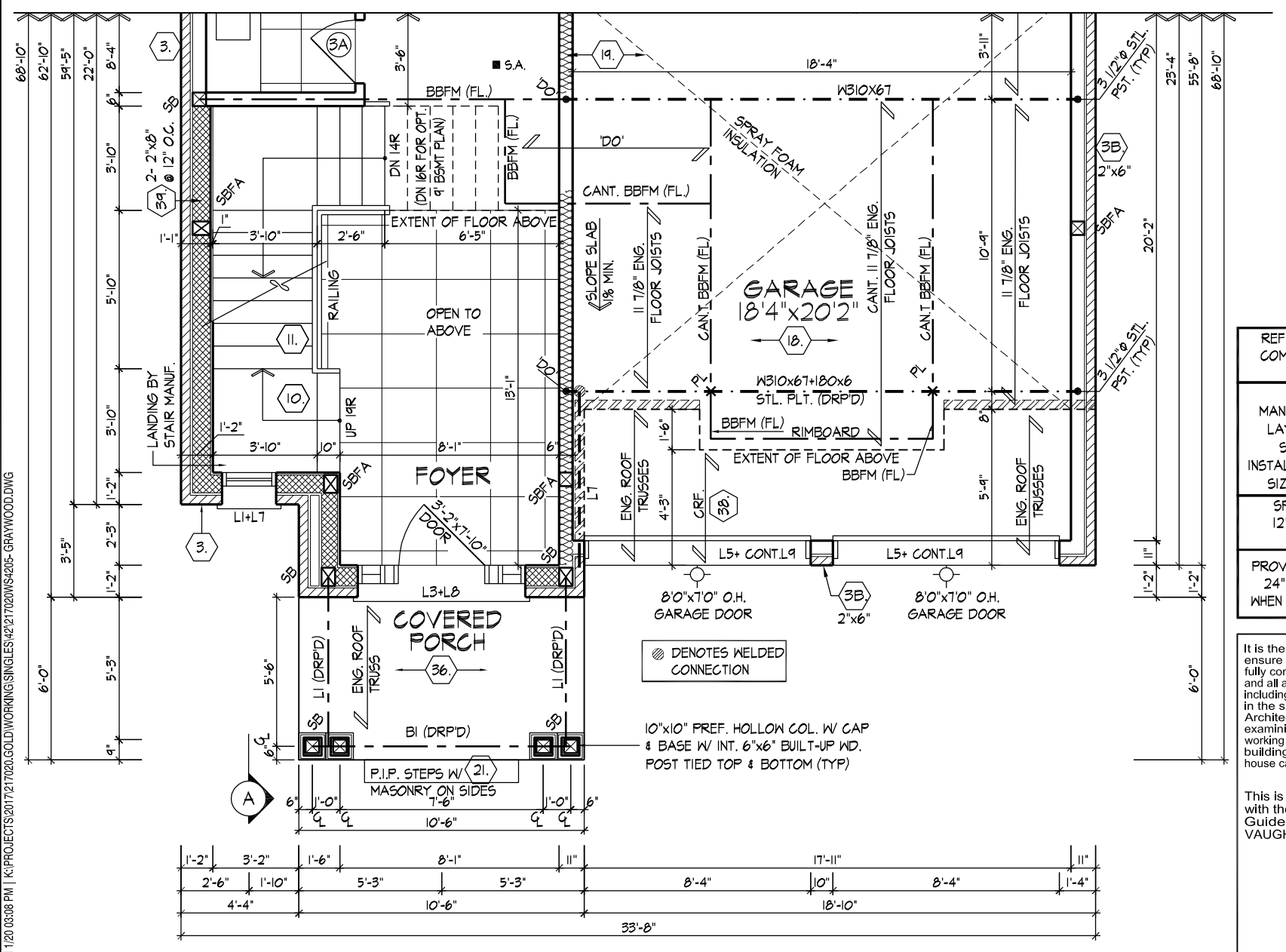

PART GROUND FLOOR PLAN, ELEV. 'B'

REFER TO STANDARD PLAN FOR COMPLETE CONSTRUCTION NOTES & DIMENSIONS

REFER TO FLOOR JOIST MANUFACTURER'S DRAWINGS FOR LAYOUT, SPACING, BLOCKING & STRAPPING REQUIREMENTS, INSTALLATION DETAILS AND HANGER SIZES, & SUBFLOOR THICKNESS

SPACE ALL FLOOR JOISTS @ 12" O.C. UNDER ALL CERAMIC TILE AREAS.

PROVIDE SOLID WOOD BLOCKING @ 24" O.C. FOR FIRST JOIST SPAN WHEN PARALLEL W/ EXTERIOR WALL

It is the builder's complete responsibility to ensure that all plans submitted for approval fully comply with the Architectural Guidelines and all applicable regulations and requirements including zoning provisions and any provisions in the subdivision agreement. The Control Architect is not responsible in any way for examining or approving site (lotting) plans or working drawings with respect to any zoning or building code or permit matter or that any house can be properly built or located on its lot.

This is to certify that these plans comply with the applicable Architectural Design Guidelines approved by the City of VAUGHAN.

AWHITING | MON JUN 1/20 03:08 PM | K:\PROJECTS\2017\217020.GOLD\WORKING\SINGLES\42'\217020WS4205- GRAYWOOD.DWG

PARTIAL FLOOR PLANS, ELEV. 'B'

THE UNDERSIGNED HAS REVIEWED AND TAKES RESPONSIBILITY FOR THIS DESIGN AND HAS THE QUALIFICATIONS AND MEETS THE REQUIREMENTS SET OUT IN THE ONTARIO BUILDING CODE TO BE A DESIGNER.

QUALIFICATION INFORMATION

NAME	SIGNATURE	BCIN
Allan Whiting		23177

REGISTRATION INFORMATION

HUNT DESIGN ASSOCIATES INC.	19695

HUNT DESIGN ASSOCIATES INC.
www.huntdesign.ca

GOLDPARK HOMES - 217020
PINE VALLEY, VAUGHAN ONT.

UNIT 4205-THE GRAYWOOD
REV.2020.05.27

Drawn By	Checked By	Scale	File Number	Page Number
JK	-	3/16"=1'-0"	217020WS4205	8 of 26

8966 Woodbine Ave, Markham, ON L3R 0J7 T 905.737.5133 F 905.737.7326

All drawings specifications related documents and design are the copyright property of Hunt Design Associates (H.D.A). Reproduction of this property in whole or in part is strictly prohibited without H.D.A.'s written permission (H.D.A. assumes no responsibility or liability for this property unless it bears the appropriate BCIN number and original signature.)

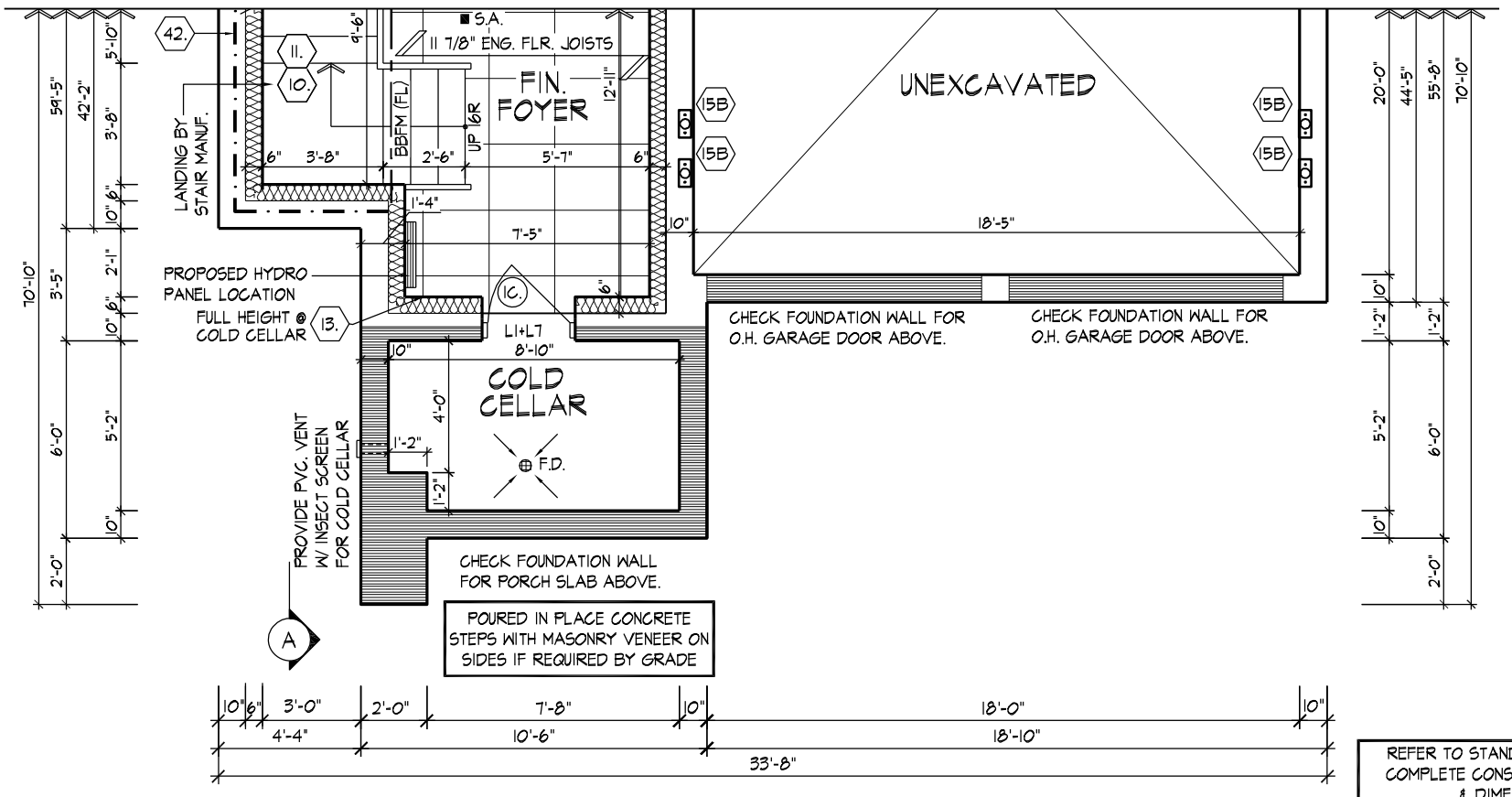

PART. OPT. 9 FT. BASEMENT PLAN, ELEV. 'C'

REFER TO STANDARD PLAN FOR COMPLETE CONSTRUCTION NOTES & DIMENSIONS

SPACE ALL FLOOR JOISTS @ 12" O.C. UNDER ALL CERAMIC TILE AREAS.

PROVIDE SOLID WOOD BLOCKING @ 24" O.C. FOR FIRST JOIST SPAN WHEN PARALLEL W/ EXTERIOR WALL

REFER TO FLOOR JOIST MANUFACTURER'S DRAWINGS FOR LAYOUT, SPACING, BLOCKING & STRAPPING REQUIREMENTS, INSTALLATION DETAILS AND HANGER SIZES, & SUBFLOOR THICKNESS

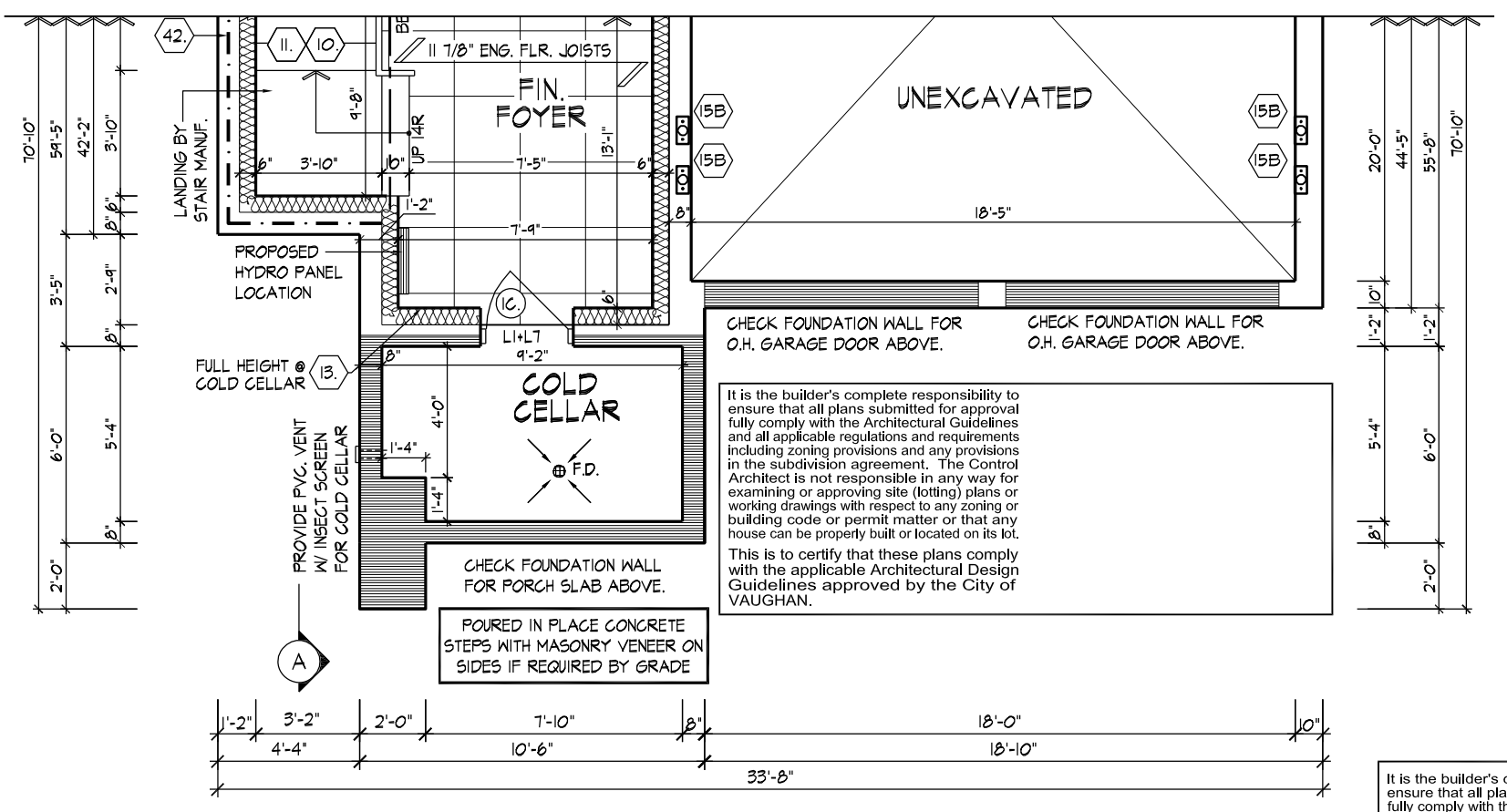

It is the builder's complete responsibility to ensure that all plans submitted for approval fully comply with the Architectural Guidelines and all applicable regulations and requirements including zoning provisions and any provisions in the subdivision agreement. The Control Architect is not responsible in any way for examining or approving site (lotting) plans or working drawings with respect to any zoning or building code or permit matter or that any house can be properly built or located on its lot.

This is to certify that these plans comply with the applicable Architectural Design Guidelines approved by the City of VAUGHAN.

PART BASEMENT PLAN, ELEV. 'C'

REFER TO STANDARD PLAN FOR COMPLETE CONSTRUCTION NOTES & DIMENSIONS

SPACE ALL FLOOR JOISTS @ 12" O.C. UNDER ALL CERAMIC TILE AREAS.

PROVIDE SOLID WOOD BLOCKING @ 24" O.C. FOR FIRST JOIST SPAN WHEN PARALLEL W/ EXTERIOR WALL

REFER TO FLOOR JOIST MANUFACTURER'S DRAWINGS FOR LAYOUT, SPACING, BLOCKING & STRAPPING REQUIREMENTS, INSTALLATION DETAILS AND HANGER SIZES, & SUBFLOOR THICKNESS

It is the builder's complete responsibility to ensure that all plans submitted for approval fully comply with the Architectural Guidelines and all applicable regulations and requirements including zoning provisions and any provisions in the subdivision agreement. The Control Architect is not responsible in any way for examining or approving site (lotting) plans or working drawings with respect to any zoning or building code or permit matter or that any house can be properly built or located on its lot.

This is to certify that these plans comply with the applicable Architectural Design Guidelines approved by the City of VAUGHAN.

PARTIAL FLOOR PLANS, ELEV. 'C'

THE UNDERSIGNED HAS REVIEWED AND TAKES RESPONSIBILITY FOR THIS DESIGN AND HAS THE QUALIFICATIONS AND MEETS THE REQUIREMENTS SET OUT IN THE ONTARIO BUILDING CODE TO BE A DESIGNER.

QUALIFICATION INFORMATION

NAME	SIGNATURE	BCIN
Allan Whiting		23177

REGISTRATION INFORMATION

HUNT DESIGN ASSOCIATES INC.	19695

HUNT DESIGN ASSOCIATES INC.

www.huntdesign.ca

GOLDPARK HOMES - 217020

PINE VALLEY, VAUGHAN ONT.

UNIT 4205-THE GRAYWOOD

REV.2020.05.27

Drawn By	Checked By	Scale	File Number	Page Number
JK	-	3/16"=1'-0"	217020WS4205	9 of 26

8966 Woodbine Ave, Markham, ON L3R 0J7 T 905.737.5133 F 905.737.7326

All drawings specifications related documents and design are the copyright property of Hunt Design Associates (H.D.A). Reproduction of this property in whole or in part is strictly prohibited without H.D.A.'s written permission (H.D.A. assumes no responsibility or liability for this property unless it bears the appropriate BCIN number and original signature.)

AWHITING | MON JUN 1/20 03:08 PM | K:\PROJECTS\2017\217020.GOLD\WORKING\SINGLES\42\217020WS4205- GRAYWOOD.DWG

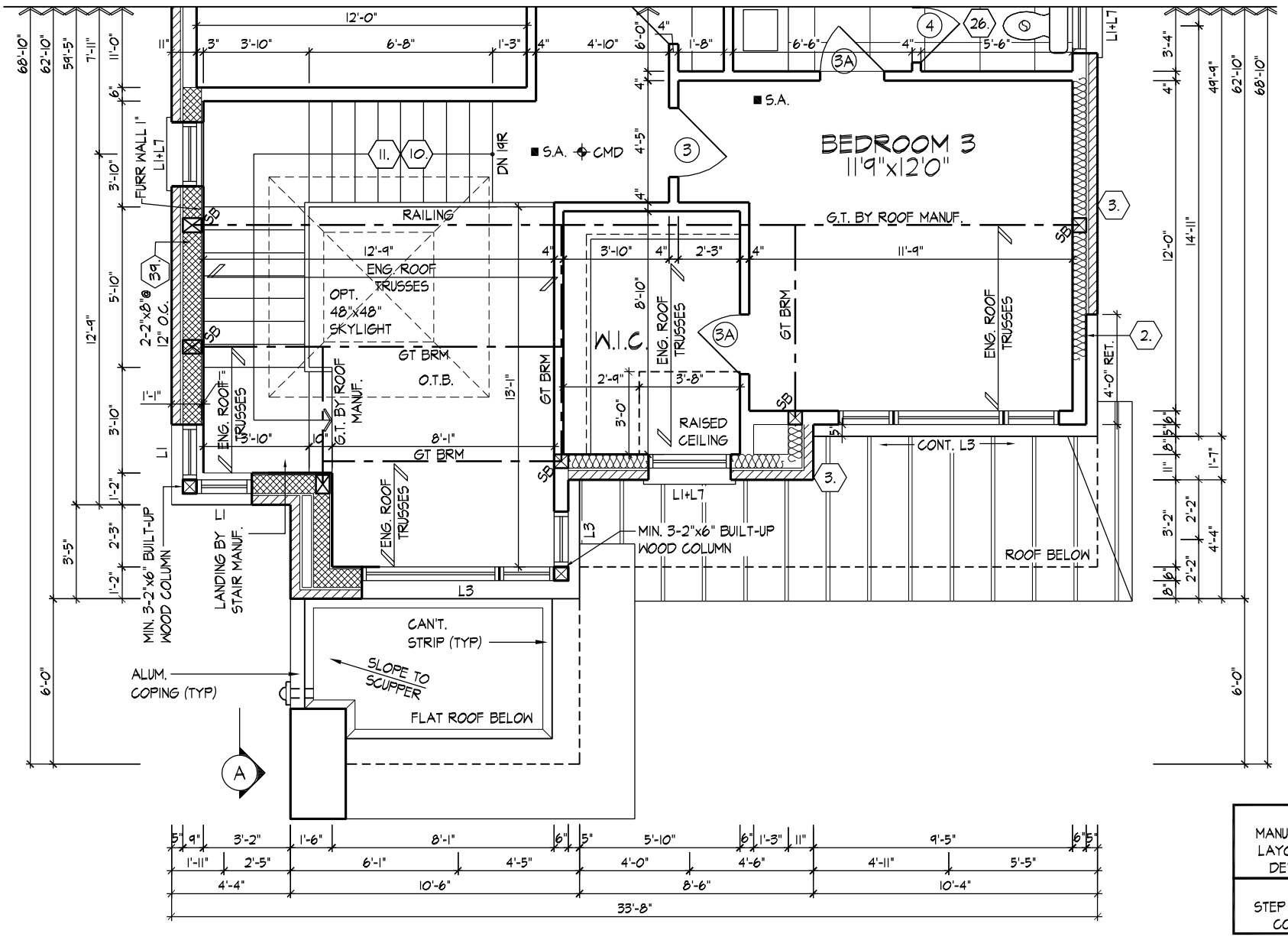

REFER TO ROOF TRUSS MANUFACTURER'S DRAWINGS FOR LAYOUT, SPACING, INSTALLATION DETAILS AND HANGER SIZES.

NOTE:
STEP TRUSSES @ RAISED / COFFERED CEILINGS (1B.)

PART. SECOND FLOOR PLAN, ELEV. 'C'

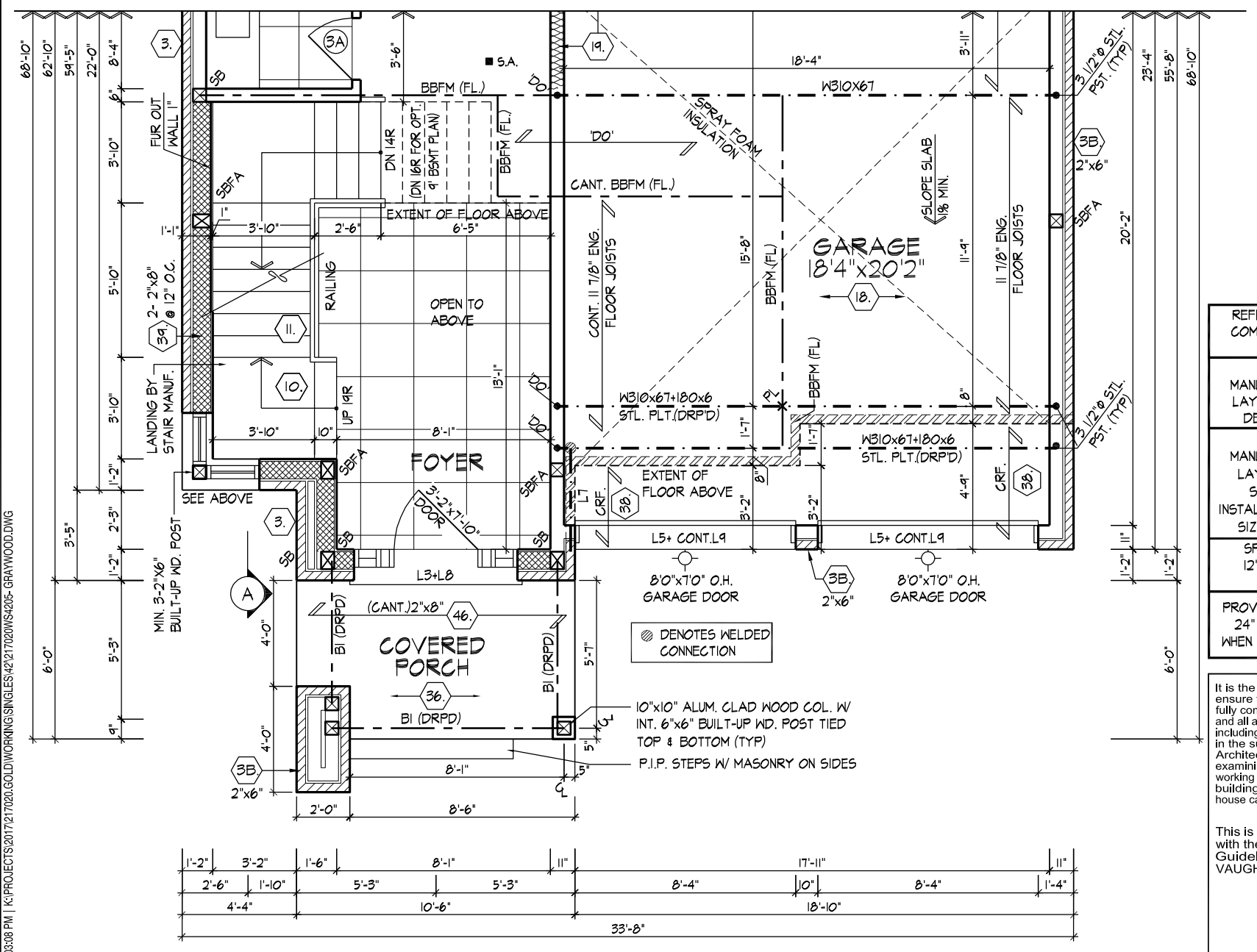

REFER TO STANDARD PLAN FOR COMPLETE CONSTRUCTION NOTES & DIMENSIONS

REFER TO ROOF TRUSS MANUFACTURER'S DRAWINGS FOR LAYOUT, SPACING, INSTALLATION DETAILS AND HANGER SIZES.

REFER TO FLOOR JOIST MANUFACTURER'S DRAWINGS FOR LAYOUT, SPACING, BLOCKING & STRAPPING REQUIREMENTS, INSTALLATION DETAILS AND HANGER SIZES, & SUBFLOOR THICKNESS

SPACE ALL FLOOR JOISTS @ 12" O.C. UNDER ALL CERAMIC TILE AREAS.

PROVIDE SOLID WOOD BLOCKING @ 24" O.C. FOR FIRST JOIST SPAN WHEN PARALLEL W/ EXTERIOR WALL

PART. GROUND FLOOR PLAN, ELEV. 'C'

It is the builder's complete responsibility to ensure that all plans submitted for approval fully comply with the Architectural Guidelines and all applicable regulations and requirements including zoning provisions and any provisions in the subdivision agreement. The Control Architect is not responsible in any way for examining or approving site (lotting) plans or working drawings with respect to any zoning or building code or permit matter or that any house can be properly built or located on its lot.

This is to certify that these plans comply with the applicable Architectural Design Guidelines approved by the City of VAUGHAN.

PARTIAL FLOOR PLANS, ELEV. 'C'

THE UNDERSIGNED HAS REVIEWED AND TAKES RESPONSIBILITY FOR THIS DESIGN AND HAS THE QUALIFICATIONS AND MEETS THE REQUIREMENTS SET OUT IN THE ONTARIO BUILDING CODE TO BE A DESIGNER.

QUALIFICATION INFORMATION

NAME	SIGNATURE	BCIN
Allan Whiting		23177

REGISTRATION INFORMATION

HUNT DESIGN ASSOCIATES INC.	19695

HUNT DESIGN ASSOCIATES INC.
www.huntdesign.ca

GOLDPARK HOMES - 217020
PINE VALLEY, VAUGHAN ONT.

UNIT 4205-THE GRAYWOOD
REV.2020.05.27

Drawn By	Checked By	Scale	File Number	Page Number
JK	-	3/16"=1'-0"	217020WS4205	10 of 26

8966 Woodbine Ave, Markham, ON L3R 0J7 T 905.737.5133 F 905.737.7326

All drawings specifications related documents and design are the copyright property of Hunt Design Associates (H.D.A). Reproduction of this property in whole or in part is strictly prohibited without H.D.A.'s written permission (H.D.A. assumes no responsibility or liability for this property unless it bears the appropriate BCIN number and original signature.)

AWHITING | MON JUN 1/20 03:08 PM | K:\PROJECTS\2017\217020.GOLD\WORKING\SINGLES\42\217020WS4205-GRAYWOOD.DWG

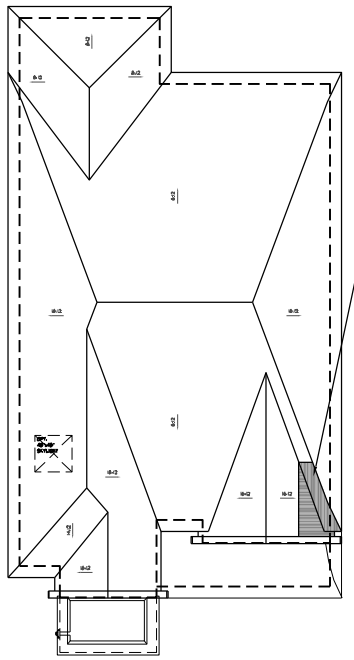

PROVIDE ICE & WATER SHIELD (1A)

ROOF PLAN, EL. 'A'
N.T.S.

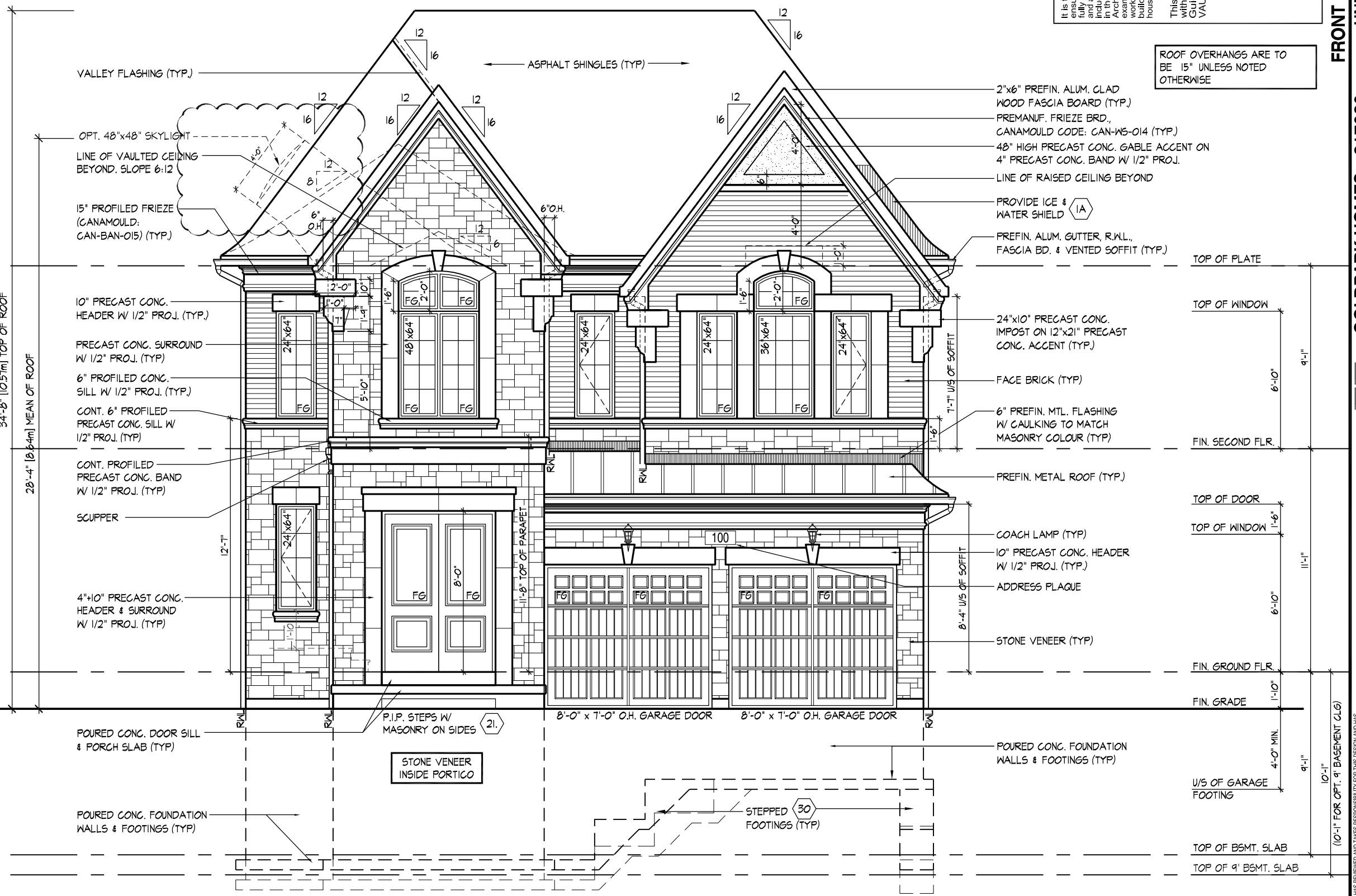

FRONT ELEVATION 'A'

It is the builder's complete responsibility to ensure that all plans submitted for approval fully comply with the Architectural Guidelines and all applicable regulations and requirements including zoning provisions and any provisions in the subdivision agreement. The Control Architect is not responsible in any way for examining or approving site (lotting) plans or working drawings with respect to any zoning or building code or permit matter or that any house can be properly built or located on its lot.

This is to certify that these plans comply with the applicable Architectural Design Guidelines approved by the City of VAUGHAN.

ROOF OVERHANGS ARE TO BE 15" UNLESS NOTED OTHERWISE

FRONT ELEVATION, ELEV 'A'

UNIT 4205-THE GRAYWOOD

REV.2020.05.27

GOLDPARK HOMES - 217020
PINE VALLEY, VAUGHAN ONT.

Drawn By	Scale	File Number	Page Number
JK	3/16"=1'-0"	217020WS4205	11 of 26

HUNT
DESIGN ASSOCIATES INC.
www.huntdesign.ca 8966 Woodbine Ave., Markham, ON L3R 0J7 T 905.737.5133 F 905.737.7326

THE UNDERSIGNED HAS REVIEWED AND TAKES RESPONSIBILITY FOR THIS DESIGN AND HAS THE QUALIFICATIONS AND MEETS THE REQUIREMENTS SET OUT IN THE ONTARIO BUILDING CODE TO BE A DESIGNER.

QUALIFICATION INFORMATION		
NAME	SIGNATURE	BCIN
Allan Whiting		23177
REGISTRATION INFORMATION		
HUNT DESIGN ASSOCIATES INC.		19695

All drawings specifications related documents and design are the copyright property of Hunt Design Associates (H.D.A). Reproduction of this property in whole or in part is strictly prohibited without H.D.A.'s written permission (H.D.A. assumes no responsibility or liability for this property unless it bears the appropriate BCIN number and original signature.)

AMHITNG | MON JUN 1/20 03:08 PM | K:\PROJECTS\2017\217020.GOLD\WORKING\SINGLES\42\217020WS4205-GRAYWOOD.DWG

WINDOW SUMMARY				
PER O.B.C. TABLE 9.10.15.4				
LEFT SIDE ELEV. A				
QUAN.	WIDTH	DEPTH	WINDOW / DOOR FRAME SIZE (S.F.)	
2	24"	52"		13.33
1	48"	52"		14.67
1	28"	68"		10.67
1	72"	68"		30.22
1	30"	16"		2.17
0	0"	0"		0.00
0	0"	0"		0.00
0	ARCH		0.00	0.00
0	ARCH		0.00	0.00

SPATIAL CALCULATION		
EXPOSING BUILDING FACE AREA	1371.86	S.F.
	127.45	S.M.
PORTION WALL AREA	1371.86	S.F.
	127.45	S.M.
LIMITING DISTANCE	1.20 m	
MAX. % OPENINGS	7.00	%
OPENINGS ALLOWED	96.03	S.F.
OPENINGS PROVIDED	71.06	S.F.
ADDITIONAL NOTES		
GLAZED AREA CALCULATED W/ FRAME SIZE MINUS 2" AROUND ENTIRE PERIMETER		

ROOF OVERHANGS ARE TO BE 15" UNLESS NOTED OTHERWISE

REFER TO FRONT ELEVATION FOR TYPICAL NOTES & INFO.

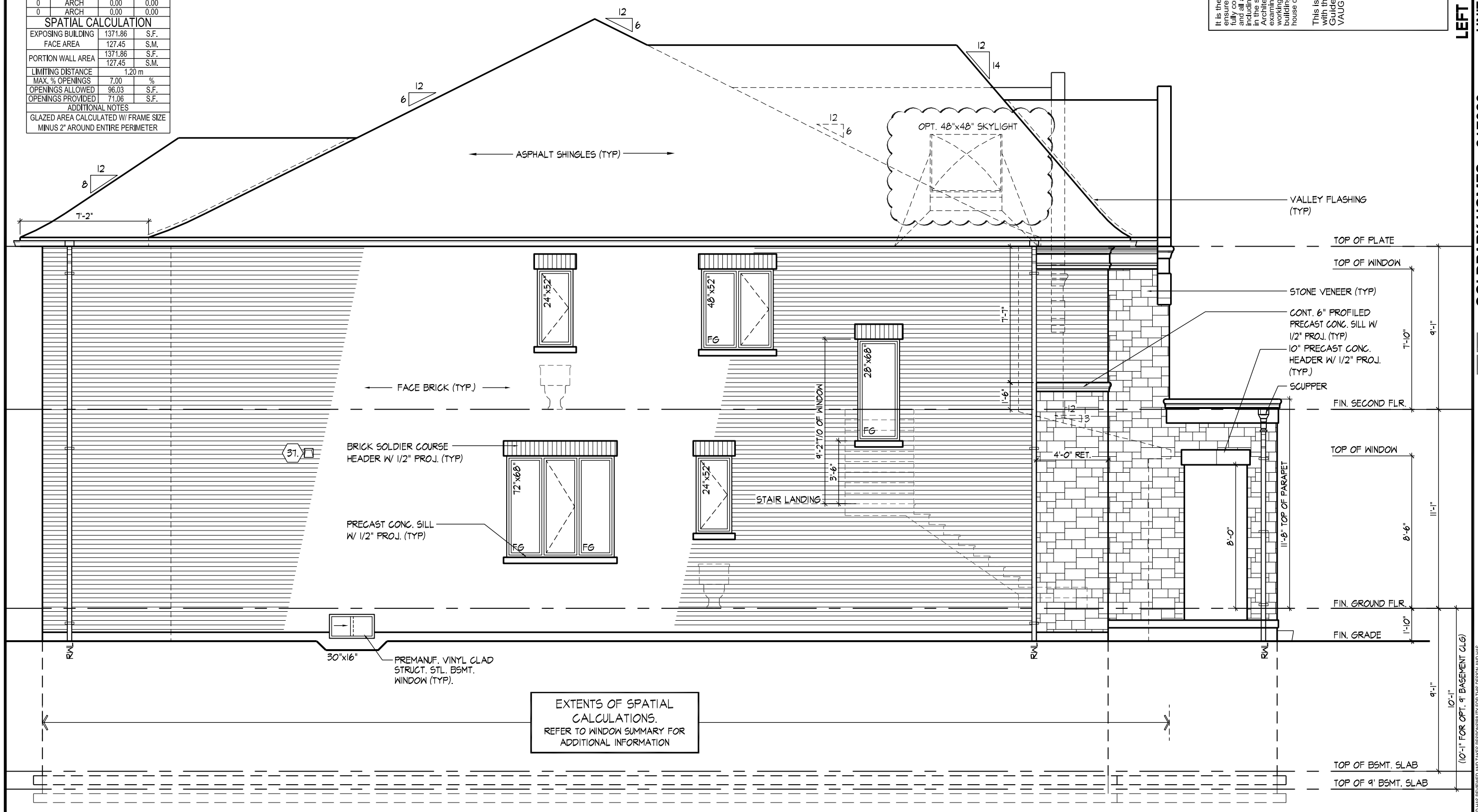

EXTENTS OF SPATIAL CALCULATIONS.
REFER TO WINDOW SUMMARY FOR ADDITIONAL INFORMATION

LEFT SIDE ELEVATION 'A'

It is the builder's complete responsibility to ensure that all plans submitted for approval fully comply with the Architectural Guidelines and all applicable regulations and requirements including zoning provisions and any provisions in the subdivision agreement. The Control Architect is not responsible in any way for examining or approving site (lotting) plans or working drawings with respect to any zoning or building code or permit matter or that any house can be properly built or located on its lot.

This is to certify that these plans comply with the applicable Architectural Design Guidelines approved by the City of VAUGHAN.

LEFT SIDE ELEVATION 'A'

UNIT 4205-THE GRAYWOOD
REV.2020.05.27

GOLDPARK HOMES - 217020
PINE VALLEY, VAUGHAN ONT.

Drawn By	Checked By	Scale	File Number	Page Number
JK	-	3/16"=1'-0"	217020WS4205	12 of 26

HUNT DESIGN ASSOCIATES INC.
www.huntdesign.ca
8966 Woodbine Ave., Markham, ON L3R 0J7 T 905.737.5133 F 905.737.7326

THE UNDERSIGNED HAS REVIEWED AND TAKES RESPONSIBILITY FOR THIS DESIGN AND HAS THE QUALIFICATIONS AND MEETS THE REQUIREMENTS SET OUT IN THE ONTARIO BUILDING CODE TO BE A DESIGNER.

QUALIFICATION INFORMATION		
NAME	SIGNATURE	BCIN
Allan Whiting		23177
REGISTRATION INFORMATION		
HUNT DESIGN ASSOCIATES INC.		19695

All drawings specifications related documents and design are the copyright property of Hunt Design Associates (H.D.A). Reproduction of this property in whole or in part is strictly prohibited without H.D.A.'s written permission (H.D.A. assumes no responsibility or liability for this property unless it bears the appropriate BCIN number and original signature.)

AWHITING | MON JUN 1/20 03:08 PM | K:\PROJECTS\2017\217020.GOLD\WORKING\SINGLES\4205\217020WS4205-GRAYWOOD.DWG

WINDOW SUMMARY				
PER O.B.C. TABLE 9.10.15.4				
OPT. 5 BEDROOM, ELEV. 'A'				
QUAN.	WIDTH	DEPTH	WINDOW / DOOR FRAME SIZE (S.F.)	
4	24"	52"		26.67
2	48"	56"		31.78
1	28"	68"		10.67
1	30"	16"		2.17
0	0"	0"		0.00
0	0"	0"		0.00
0	0"	0"		0.00
0	ARCH		0.00	0.00
0	ARCH		0.00	0.00

SPATIAL CALCULATION		
EXPOSING BUILDING FACE AREA	1371.86	S.F.
	127.45	S.M.
PORTION WALL AREA	1371.86	S.F.
	127.45	S.M.
LIMITING DISTANCE	1.20 m	
MAX. % OPENINGS	7.00	%
OPENINGS ALLOWED	96.03	S.F.
OPENINGS PROVIDED	71.28	S.F.
ADDITIONAL NOTES		
GLAZED AREA CALCULATED W/ FRAME SIZE MINUS 2" AROUND ENTIRE PERIMETER		

ROOF OVERHANGS ARE TO BE 15" UNLESS NOTED OTHERWISE

REFER TO FRONT ELEVATION FOR TYPICAL NOTES & INFO.

It is the builder's complete responsibility to ensure that all plans submitted for approval shall comply with the Architectural Guidelines and all applicable regulations and requirements including zoning provisions and any provisions in the subdivision agreement. The Control Architect is not responsible in any way for examining or approving site (lotting) plans or working drawings with respect to any zoning or building code or permit matter or that any house can be properly built or located on its lot.

This is to certify that these plans comply with the applicable Architectural Design Guidelines approved by the City of VAUGHAN.

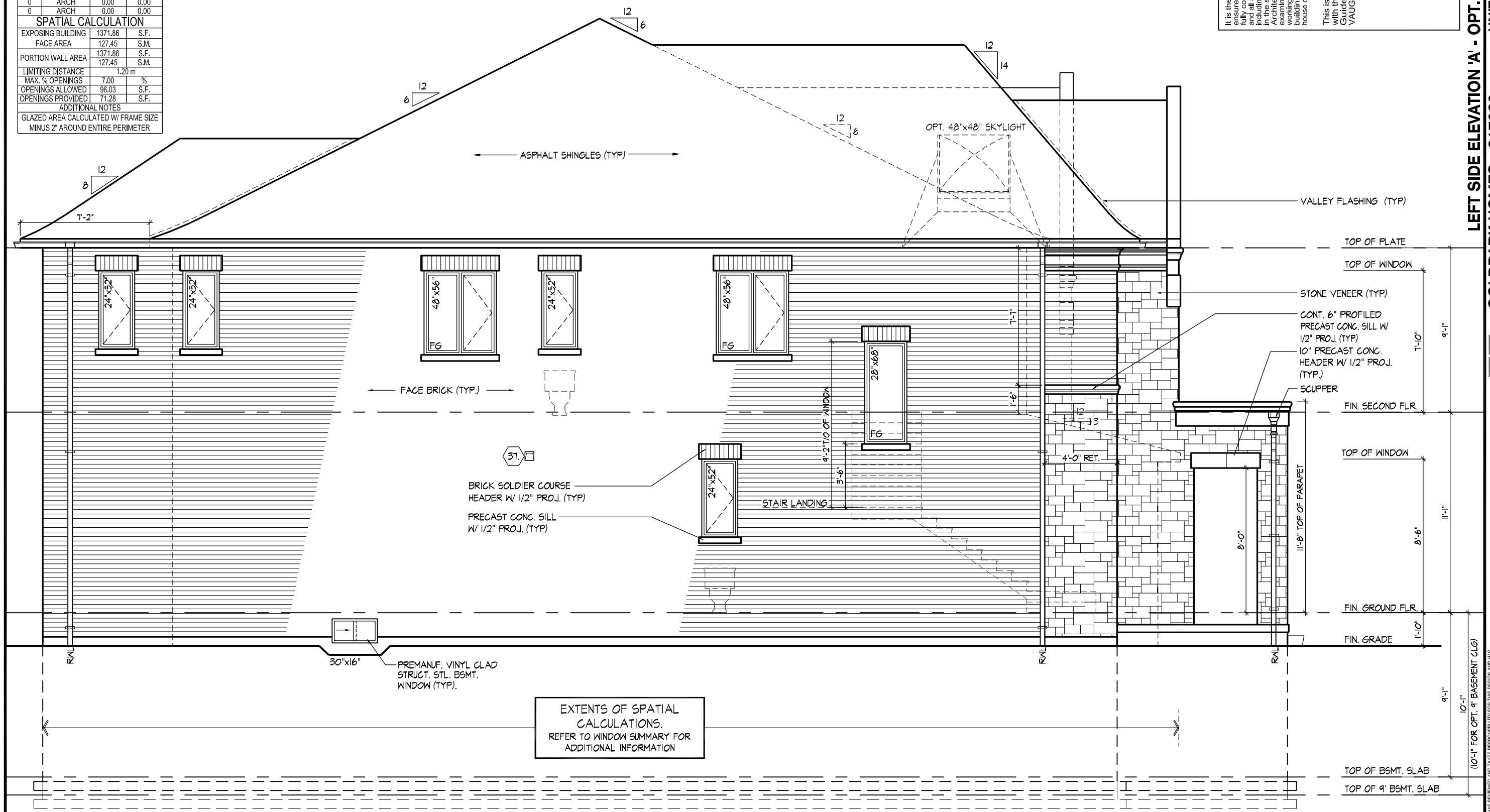

LEFT SIDE ELEVATION 'A' - OPT. 5 BEDROOM PLAN

AWHITING | MON JUN 1/20 03:08 PM | K:\PROJECTS\2017\217020.GOLD\WORKING\SINGLES\42\217020WS4205-GRAYWOOD.DWG

THE UNDERSIGNED HAS REVIEWED AND TAKES RESPONSIBILITY FOR THIS DESIGN AND HAS THE QUALIFICATIONS AND MEETS THE REQUIREMENTS SET OUT IN THE ONTARIO BUILDING CODE TO BE A DESIGNER.

QUALIFICATION INFORMATION		
NAME	SIGNATURE	BCIN
Allan Whiting		23177
REGISTRATION INFORMATION		
HUNT DESIGN ASSOCIATES INC.		19695

LEFT SIDE ELEVATION 'A' - OPT. 5 BEDROOM PLAN

GOLDPARK HOMES - 217020
PINE VALLEY, VAUGHAN ONT.

UNIT 4205-THE GRAYWOOD
REV.2020.05.27

Drawn By	Checked By	Scale	File Number	Page Number
JK	-	3/16"=1'-0"	217020WS4205	13 of 26

HUNT DESIGN ASSOCIATES INC.
www.huntdesign.ca
8966 Woodbine Ave., Markham, ON L3R 0J7 T 905.737.5133 F 905.737.7326

All drawings specifications related documents and design are the copyright property of Hunt Design Associates (H.D.A). Reproduction of this property in whole or in part is strictly prohibited without H.D.A.'s written permission (H.D.A. assumes no responsibility or liability for this property unless it bears the appropriate BCIN number and original signature.)

ROOF OVERHANGS ARE TO BE 15" UNLESS NOTED OTHERWISE

REFER TO FRONT ELEVATION FOR TYPICAL NOTES & INFO.

It is the builder's complete responsibility to ensure that all plans submitted for approval fully comply with the Architectural Guidelines and all applicable regulations and requirements including zoning provisions and any provisions in the subdivision agreement. The Control Architect is not responsible in any way for examining or approving site (lotting) plans or working drawings with respect to any zoning or building code or permit matter or that any house can be properly built or located on its lot.

This is to certify that these plans comply with the applicable Architectural Design Guidelines approved by the City of VAUGHAN.

WINDOW SUMMARY				
PER O.B.C. TABLE 9.10.15.4				
OPT. 5 BEDROOM, ELEV. 'A'				
QUAN.	WIDTH	DEPTH	WINDOW / DOOR FRAME SIZE (S.F.)	
2	24"	52"		13.33
2	24"	56"		14.44
1	48"	60"		17.11
1	30"	16"		2.17
1	48"	20"		4.89
1	12"	82"		4.33
1	DOOR		7.60	7.60
0	ARCH		0.00	0.00
SPATIAL CALCULATION				
EXPOSING BUILDING FACE AREA			1365.77	S.F.
			126.88	S.M.
PORTION WALL AREA			1365.77	S.F.
			126.88	S.M.
LIMITING DISTANCE			1.20 m	
MAX. % OPENINGS			7.00	%
OPENINGS ALLOWED			95.60	S.F.
OPENINGS PROVIDED			63.88	S.F.
ADDITIONAL NOTES				
GLAZED AREA CALCULATED W/ FRAME SIZE MINUS 2" AROUND ENTIRE PERIMETER				

WINDOW SUMMARY				
PER O.B.C. TABLE 9.10.15.4				
RIGHT SIDE ELEV. A				
QUAN.	WIDTH	DEPTH	WINDOW / DOOR FRAME SIZE (S.F.)	
2	24"	52"		13.33
2	24"	56"		14.44
1	48"	60"		17.11
1	30"	16"		2.17
1	48"	20"		4.89
1	12"	82"		4.33
1	DOOR		7.60	7.60
0	ARCH		0.00	0.00
SPATIAL CALCULATION				
EXPOSING BUILDING FACE AREA			1365.77	S.F.
			126.88	S.M.
PORTION WALL AREA			1365.77	S.F.
			126.88	S.M.
LIMITING DISTANCE			1.20 m	
MAX. % OPENINGS			7.00	%
OPENINGS ALLOWED			95.60	S.F.
OPENINGS PROVIDED			63.88	S.F.
ADDITIONAL NOTES				
GLAZED AREA CALCULATED W/ FRAME SIZE MINUS 2" AROUND ENTIRE PERIMETER				

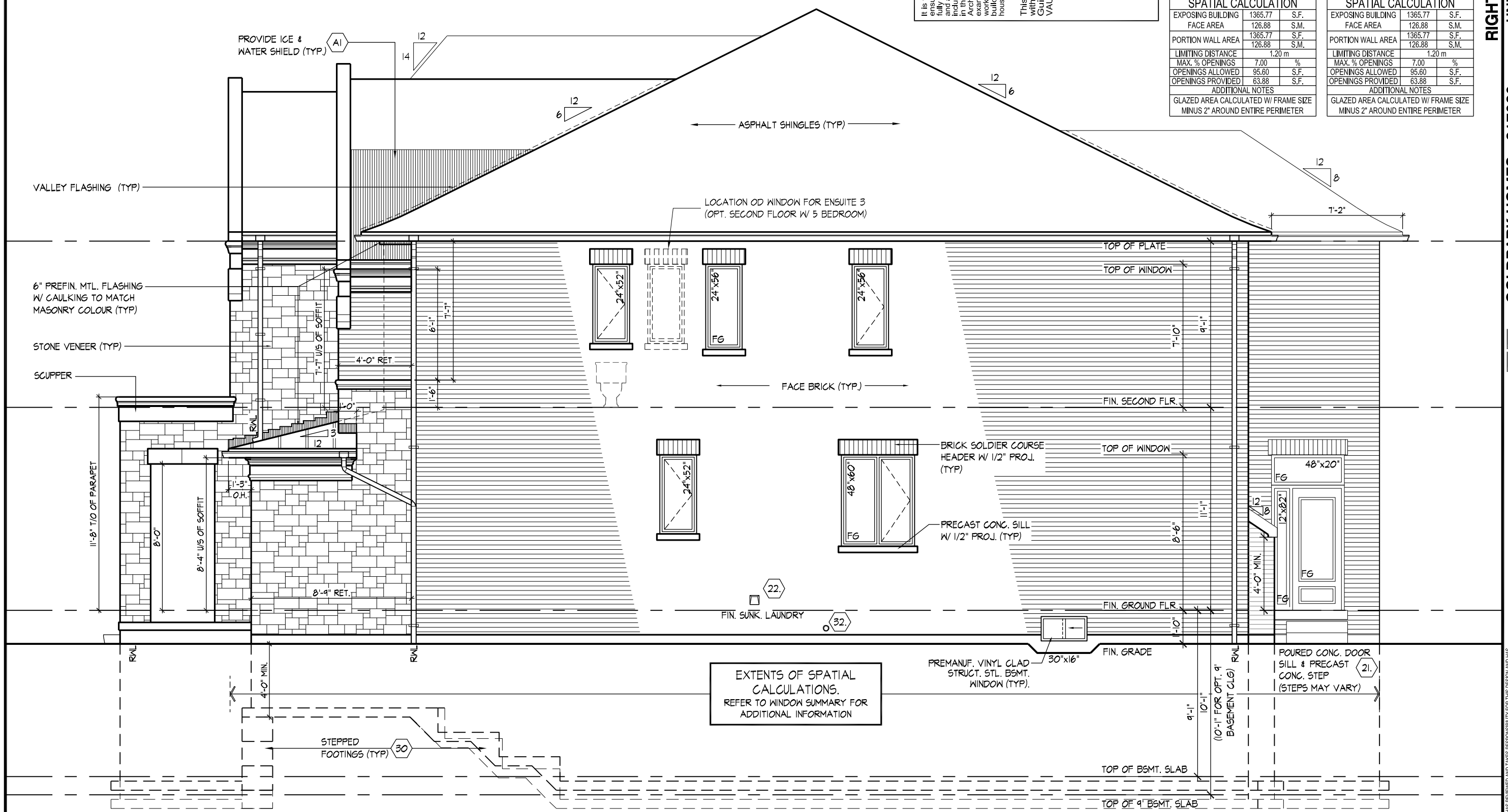

RIGHT SIDE ELEVATION 'A'

RIGHT SIDE ELEVATION 'A'

UNIT 4205-THE GRAYWOOD

REV.2020.05.27

GOLDPARK HOMES - 217020

PINE VALLEY, VAUGHAN ONT.

Drawn By	Checked By	Scale	File Number	Page Number
JK	-	3/16"=1'-0"	217020WS4205	14 of 26

HUNT DESIGN ASSOCIATES INC.

www.huntdesign.ca 8966 Woodbine Ave, Markham, ON L3R 0J7 T 905.737.5133 F 905.737.7326

All drawings specifications related documents and design are the copyright property of Hunt Design Associates (H.D.A). Reproduction of this property in whole or in part is strictly prohibited without H.D.A.'s written permission (H.D.A. assumes no responsibility or liability for this property unless it bears the appropriate BCIN number and original signature.)

THE UNDERSIGNED HAS REVIEWED AND TAKES RESPONSIBILITY FOR THIS DESIGN AND HAS THE QUALIFICATIONS AND MEETS THE REQUIREMENTS SET OUT IN THE ONTARIO BUILDING CODE TO BE A DESIGNER.

QUALIFICATION INFORMATION

NAME	SIGNATURE	BCIN
Allan Whiting		23177
REGISTRATION INFORMATION		
HUNT DESIGN ASSOCIATES INC.		19695

AWHITING | MON JUN 1/20 03:08 PM | K:\PROJECTS\2017\217020.GOLD\WORKING\SINGLES\42\217020WS4205- GRAYWOOD.DWG

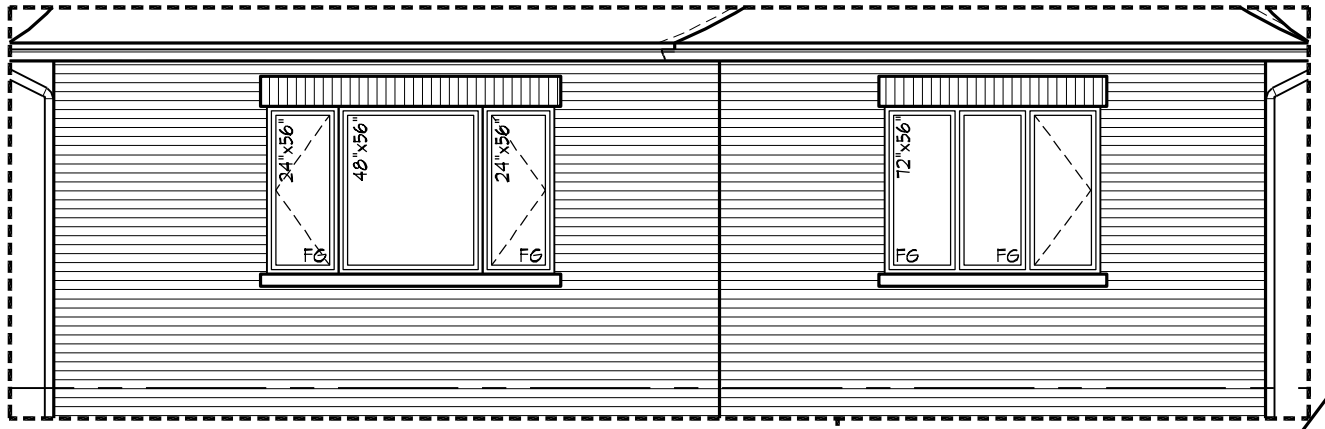

PART. REAR ELEVATION 'A' - OPT. 5 BEDRM.

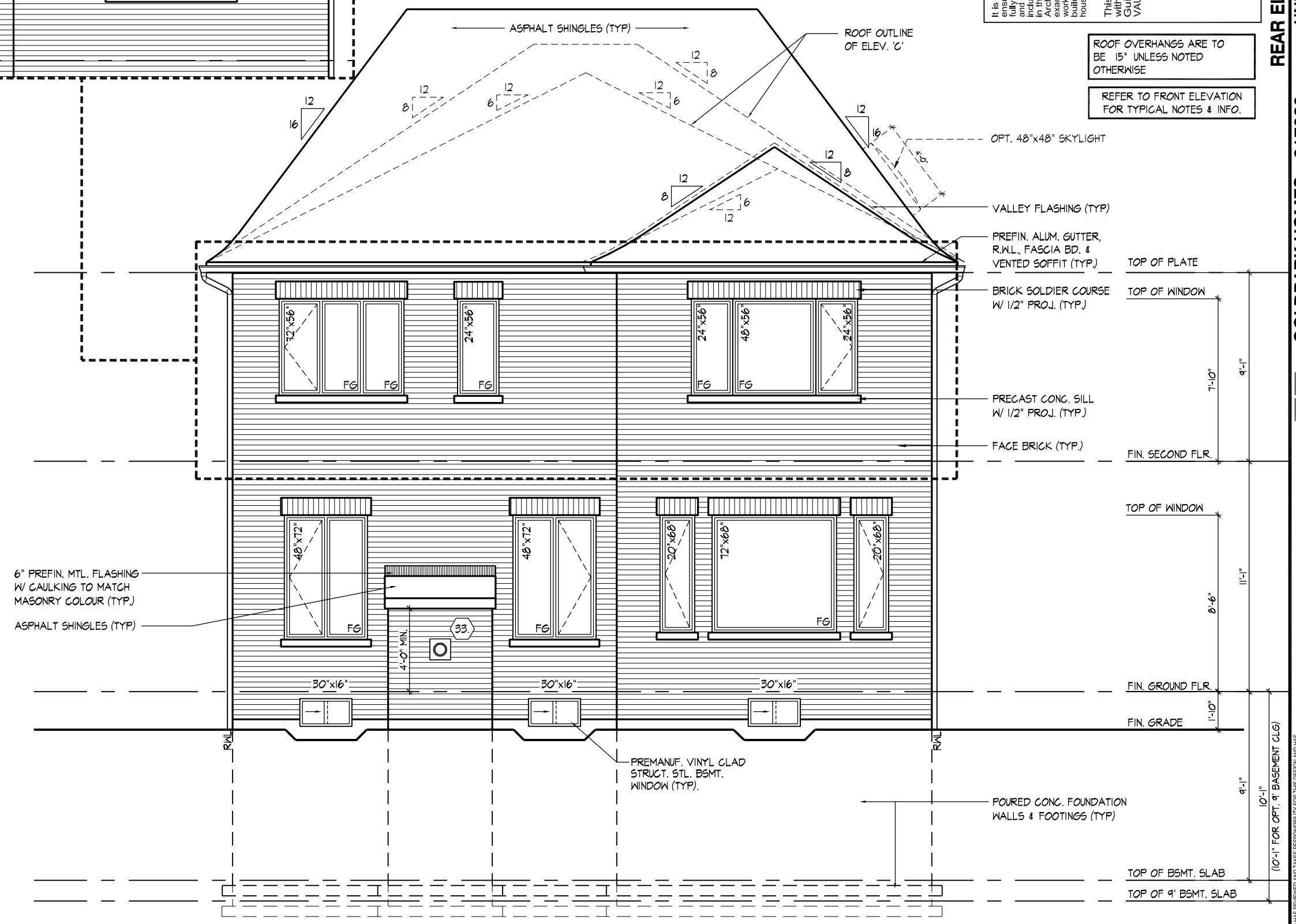

REAR ELEVATION 'A'/'B'/'C'

WINDOW SUMMARY				
PER O.B.C. TABLE 9.10.15.4				
REAR ELEVATION A-OPT 5 BED				
QUAN.	WIDTH	DEPTH	WINDOW / DOOR FRAME SIZE (S.F.)	
1	72"	56"		24.56
2	24"	56"		14.44
1	48"	56"		15.89
2	48"	72"		41.56
1	72"	68"		30.22
2	20"	68"		14.22
3	30"	16"		6.50
0	0"	0"		0.00
0	0"	0"		0.00
0	0"	0"		0.00
0	ARCH		0.00	0.00
0	ARCH		0.00	0.00
0	ARCH		0.00	0.00
SPATIAL CALCULATION				
EXPOSING BUILDING FACE AREA			740.67	S.F.
			68.81	S.M.
PORTION WALL AREA			740.67	S.F.
			68.81	S.M.
LIMITING DISTANCE			7.50 m	
MAX. % OPENINGS			50.50	%
OPENINGS ALLOWED			374.04	S.F.
OPENINGS PROVIDED			147.39	S.F.
ADDITIONAL NOTES				
GLAZED AREA CALCULATED W/ FRAME SIZE MINUS 2" AROUND ENTIRE PERIMETER				

WINDOW SUMMARY				
PER O.B.C. TABLE 9.10.15.4				
REAR ELEVATION A				
QUAN.	WIDTH	DEPTH	WINDOW / DOOR FRAME SIZE (S.F.)	
1	72"	56"		24.56
3	24"	56"		21.67
1	48"	56"		15.89
2	48"	72"		41.56
1	72"	68"		30.22
2	20"	68"		14.22
3	30"	16"		6.50
0	0"	0"		0.00
0	0"	0"		0.00
0	0"	0"		0.00
0	ARCH		0.00	0.00
0	ARCH		0.00	0.00
0	ARCH		0.00	0.00
SPATIAL CALCULATION				
EXPOSING BUILDING FACE AREA			740.67	S.F.
			68.81	S.M.
PORTION WALL AREA			740.67	S.F.
			68.81	S.M.
LIMITING DISTANCE			7.50 m	
MAX. % OPENINGS			50.50	%
OPENINGS ALLOWED			374.04	S.F.
OPENINGS PROVIDED			154.61	S.F.
ADDITIONAL NOTES				
GLAZED AREA CALCULATED W/ FRAME SIZE MINUS 2" AROUND ENTIRE PERIMETER				

It is the builder's complete responsibility to ensure that all plans submitted for approval fully comply with the Architectural Guidelines and all applicable regulations and requirements including zoning provisions and any provisions in the subdivision agreement. The Control Architect is not responsible in any way for examining or approving site (lotting) plans or working drawings with respect to any zoning or building code or permit matter or that any house can be properly built or located on its lot.

This is to certify that these plans comply with the applicable Architectural Design Guidelines approved by the City of VAUGHAN.

ROOF OVERHANGS ARE TO BE 15" UNLESS NOTED OTHERWISE

REFER TO FRONT ELEVATION FOR TYPICAL NOTES & INFO.

REAR ELEVATION 'A', 'B' & 'C'

UNIT 4205-THE GRAYWOOD
REV.2020.05.27

GOLDPARK HOMES - 217020
PINE VALLEY, VAUGHAN ONT.

Drawn By	Checked By	Scale	File Number	Page Number
JK	-	3/16"=1'-0"	217020WS4205	15 of 26

HUNT DESIGN ASSOCIATES INC.
www.huntdesign.ca 8966 Woodbine Ave, Markham, ON L3R 0J7 T 905.737.5133 F 905.737.7326

THE UNDERSIGNED HAS REVIEWED AND TAKES RESPONSIBILITY FOR THIS DESIGN AND HAS THE QUALIFICATIONS AND MEETS THE REQUIREMENTS SET OUT IN THE ONTARIO BUILDING CODE TO BE A DESIGNER.

QUALIFICATION INFORMATION		
Allan Whiting		23177
NAME	SIGNATURE	BCIN
REGISTRATION INFORMATION		
HUNT DESIGN ASSOCIATES INC.		19695

All drawings specifications related documents and design are the copyright property of Hunt Design Associates (H.D.A). Reproduction of this property in whole or in part is strictly prohibited without H.D.A.'s written permission (H.D.A. assumes no responsibility or liability for this property unless it bears the appropriate BCIN number and original signature.)

AWHITING | MON JUN 1/20 03:08 PM | K:\PROJECTS\2017\217020.GOLD\WORKING\SINGLES\42\217020WS4205- GRAYWOOD.DWG

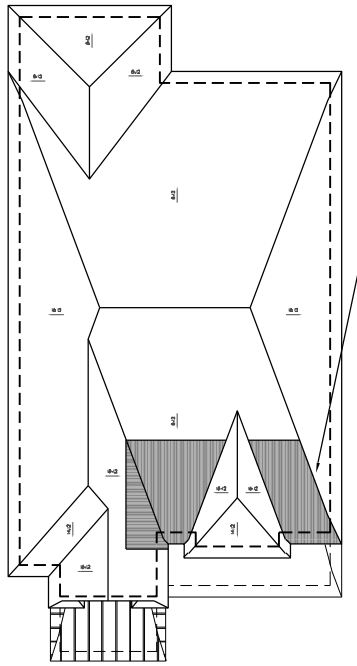

ROOF PLAN, EL. 'B'
N.T.S.

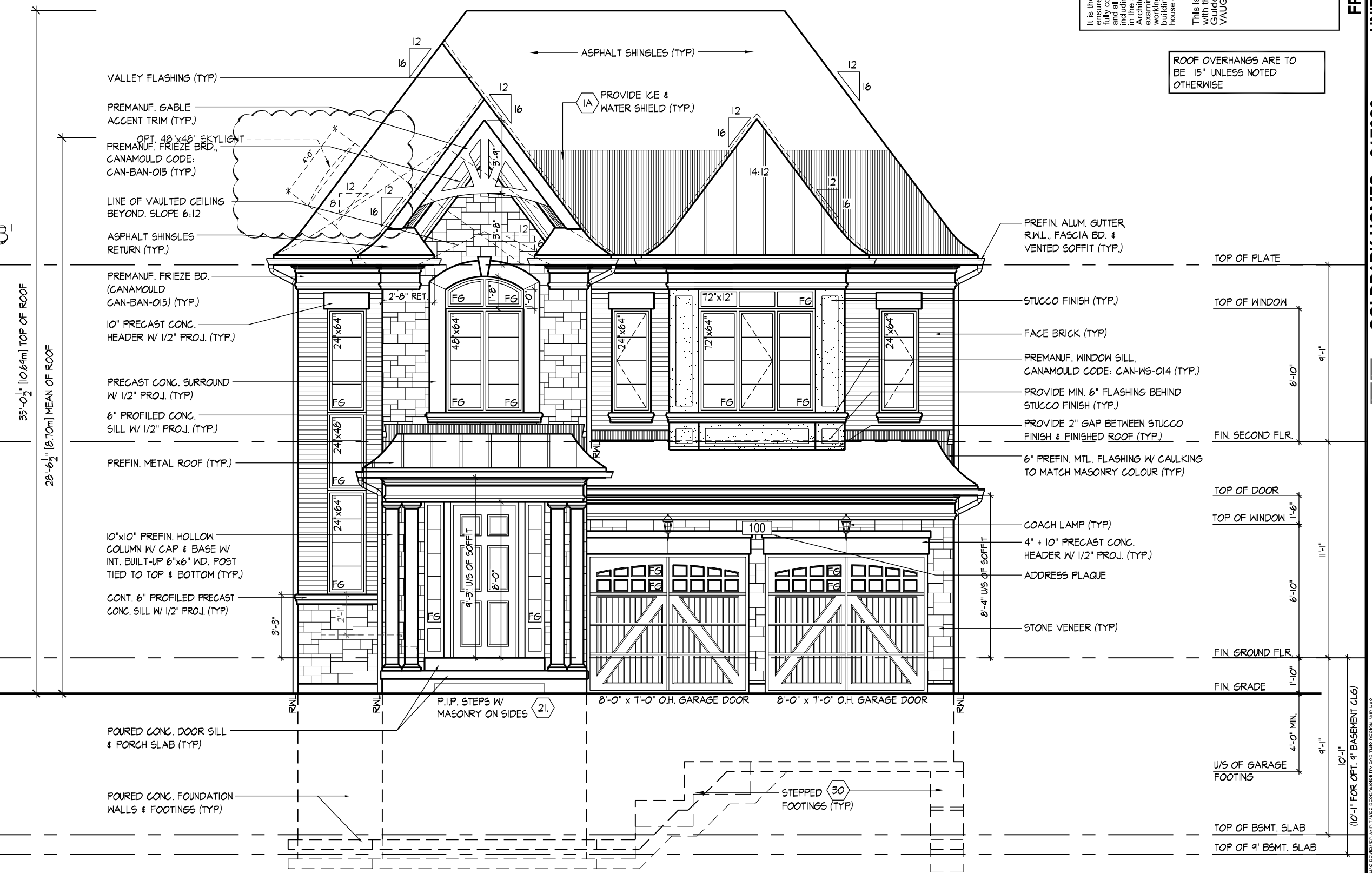

FRONT ELEVATION 'B'

ROOF OVERHANGS ARE TO BE 15" UNLESS NOTED OTHERWISE

It is the builder's complete responsibility to ensure that all plans submitted for approval fully comply with the Architectural Guidelines and all applicable regulations and requirements including zoning provisions and any provisions in the subdivision agreement. The Control Architect is not responsible in any way for examining or approving site (lotting) plans or working drawings with respect to any zoning or building code or permit matter or that any house can be properly built or located on its lot.

This is to certify that these plans comply with the applicable Architectural Design Guidelines approved by the City of VAUGHAN.

FRONT ELEVATION 'B'

UNIT 4205-THE GRAYWOOD

REV.2020.05.27

GOLDPARK HOMES - 217020

PINE VALLEY, VAUGHAN ONT.

Drawn By	Checked By	Scale	File Number	Page Number
JK	-	3/16"=1'-0"	217020WS4205	16 of 26

HUNT DESIGN ASSOCIATES INC.
www.huntdesign.ca
8966 Woodbine Ave., Markham, ON L3R 0J7 T 905.737.5133 F 905.737.7326

THE UNDERSIGNED HAS REVIEWED AND TAKES RESPONSIBILITY FOR THIS DESIGN AND HAS THE QUALIFICATIONS AND MEETS THE REQUIREMENTS SET OUT IN THE ONTARIO BUILDING CODE TO BE A DESIGNER.

QUALIFICATION INFORMATION		
NAME	SIGNATURE	BCIN
Allan Whiting		23177
REGISTRATION INFORMATION		
HUNT DESIGN ASSOCIATES INC.		19695

All drawings specifications related documents and design are the copyright property of Hunt Design Associates (H.D.A). Reproduction of this property in whole or in part is strictly prohibited without H.D.A.'s written permission (H.D.A. assumes no responsibility or liability for this property unless it bears the appropriate BCIN number and original signature.)

AWHITING | MON JUN 1/20 03:08 PM | K:\PROJECTS\2017\217020.GOLD\WORKING\SINGLES\42\217020WS4205-GRAYWOOD.DWG

WINDOW SUMMARY				
PER O.B.C. TABLE 9.10.15.4				
LEFT SIDE ELEV. B				
QUAN.	WIDTH	DEPTH	WINDOW / DOOR FRAME SIZE (S.F.)	
2	24"	52"		13.33
1	48"	52"		14.67
1	28"	68"		10.67
1	72"	68"		30.22
1	30"	16"		2.17
0	0"	0"		0.00
0	0"	0"		0.00
0	ARCH		0.00	0.00
0	ARCH		0.00	0.00

SPATIAL CALCULATION		
EXPOSING BUILDING FACE AREA	1382.33	S.F.
	128.42	S.M.
PORTION WALL AREA	1382.33	S.F.
	128.42	S.M.
LIMITING DISTANCE	1.20 m	
MAX. % OPENINGS	7.00	%
OPENINGS ALLOWED	96.76	S.F.
OPENINGS PROVIDED	71.06	S.F.
ADDITIONAL NOTES		
GLAZED AREA CALCULATED W/ FRAME SIZE MINUS 2" AROUND ENTIRE PERIMETER		

ROOF OVERHANGS ARE TO BE 15" UNLESS NOTED OTHERWISE

REFER TO FRONT ELEVATION FOR TYPICAL NOTES & INFO.

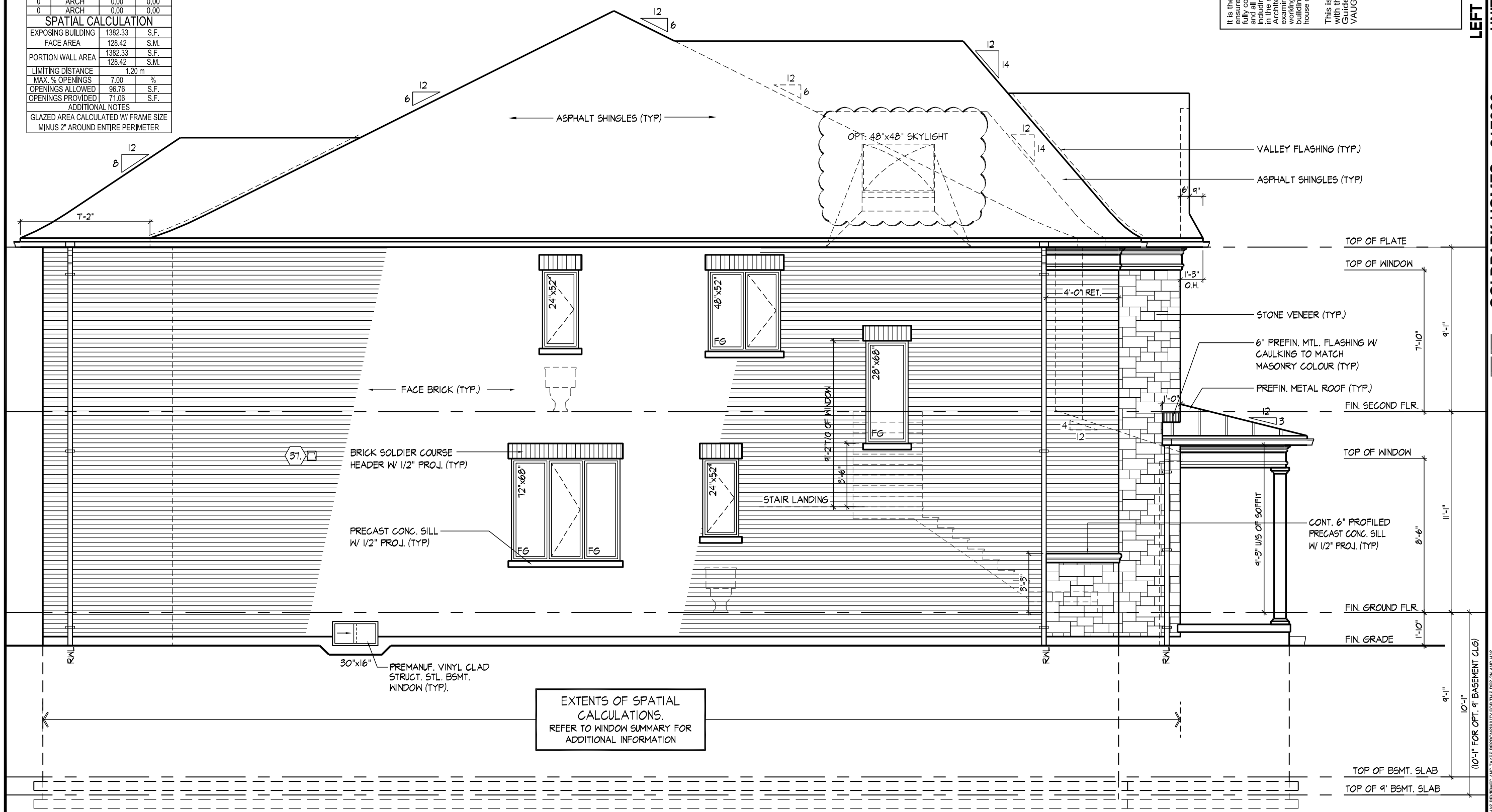

LEFT SIDE ELEVATION - 'B'

It is the builder's complete responsibility to ensure that all plans submitted for approval fully comply with the Architectural Guidelines and all applicable regulations and requirements including zoning provisions and any provisions in the subdivision agreement. The Control Architect is not responsible in any way for examining or approving site (lotting) plans or working drawings with respect to any zoning or building code or permit matter or that any house can be properly built or located on its lot.

This is to certify that these plans comply with the applicable Architectural Design Guidelines approved by the City of VAUGHAN.

LEFT SIDE ELEVATION 'B'

UNIT 4205-THE GRAYWOOD
REV.2020.05.27

GOLDPARK HOMES - 217020
PINE VALLEY, VAUGHAN ONT.

Drawn By	Checked By	Scale	File Number	Page Number
JK	-	3/16"=1'-0"	217020WS4205	17 of 26

HUNT DESIGN ASSOCIATES INC.
www.huntdesign.ca
8966 Woodbine Ave., Markham, ON L3R 0J7 T 905.737.5133 F 905.737.7326

THE UNDERSIGNED HAS REVIEWED AND TAKES RESPONSIBILITY FOR THIS DESIGN AND HAS THE QUALIFICATIONS AND MEETS THE REQUIREMENTS SET OUT IN THE ONTARIO BUILDING CODE TO BE A DESIGNER.

QUALIFICATION INFORMATION		
NAME	SIGNATURE	BCIN
Allan Whiting		23177
REGISTRATION INFORMATION		
HUNT DESIGN ASSOCIATES INC.		19695

All drawings specifications related documents and design are the copyright property of Hunt Design Associates (H.D.A). Reproduction of this property in whole or in part is strictly prohibited without H.D.A.'s written permission (H.D.A. assumes no responsibility or liability for this property unless it bears the appropriate BCIN number and original signature.)

AWHITING | MON JUN 1/20 03:08 PM | K:\PROJECTS\2017\217020.GOLD\WORKING\SINGLES\4205\217020WS4205-GRAYWOOD.DWG

WINDOW SUMMARY				
PER O.B.C. TABLE 9.10.15.4				
OPT. 5 BEDROOM, ELEV. 'B'				
QUAN.	WIDTH	DEPTH	WINDOW / DOOR FRAME SIZE (S.F.)	
4	24"	52"		26.67
2	48"	56"		31.78
1	28"	68"		10.67
1	30"	16"		2.17
0	0"	0"		0.00
0	0"	0"		0.00
0	0"	0"		0.00
0	ARCH		0.00	0.00
0	ARCH		0.00	0.00

SPATIAL CALCULATION		
EXPOSING BUILDING FACE AREA	1382.33	S.F.
	128.42	S.M.
PORTION WALL AREA	1382.33	S.F.
	128.42	S.M.
LIMITING DISTANCE	1.20 m	
MAX. % OPENINGS	7.00	%
OPENINGS ALLOWED	96.76	S.F.
OPENINGS PROVIDED	71.28	S.F.
ADDITIONAL NOTES		
GLAZED AREA CALCULATED W/ FRAME SIZE MINUS 2" AROUND ENTIRE PERIMETER		

ROOF OVERHANGS ARE TO BE 15" UNLESS NOTED OTHERWISE

REFER TO FRONT ELEVATION FOR TYPICAL NOTES & INFO.

It is the builder's complete responsibility to ensure that all plans submitted for approval fully comply with the Architectural Guidelines and all applicable regulations and requirements including zoning provisions and any provisions in the subdivision agreement. The Control Architect is not responsible in any way for examining or approving site (lotting) plans or working drawings with respect to any zoning or building code or permit matter or that any house can be properly built or located on its lot.

This is to certify that these plans comply with the applicable Architectural Design Guidelines approved by the City of VAUGHAN.

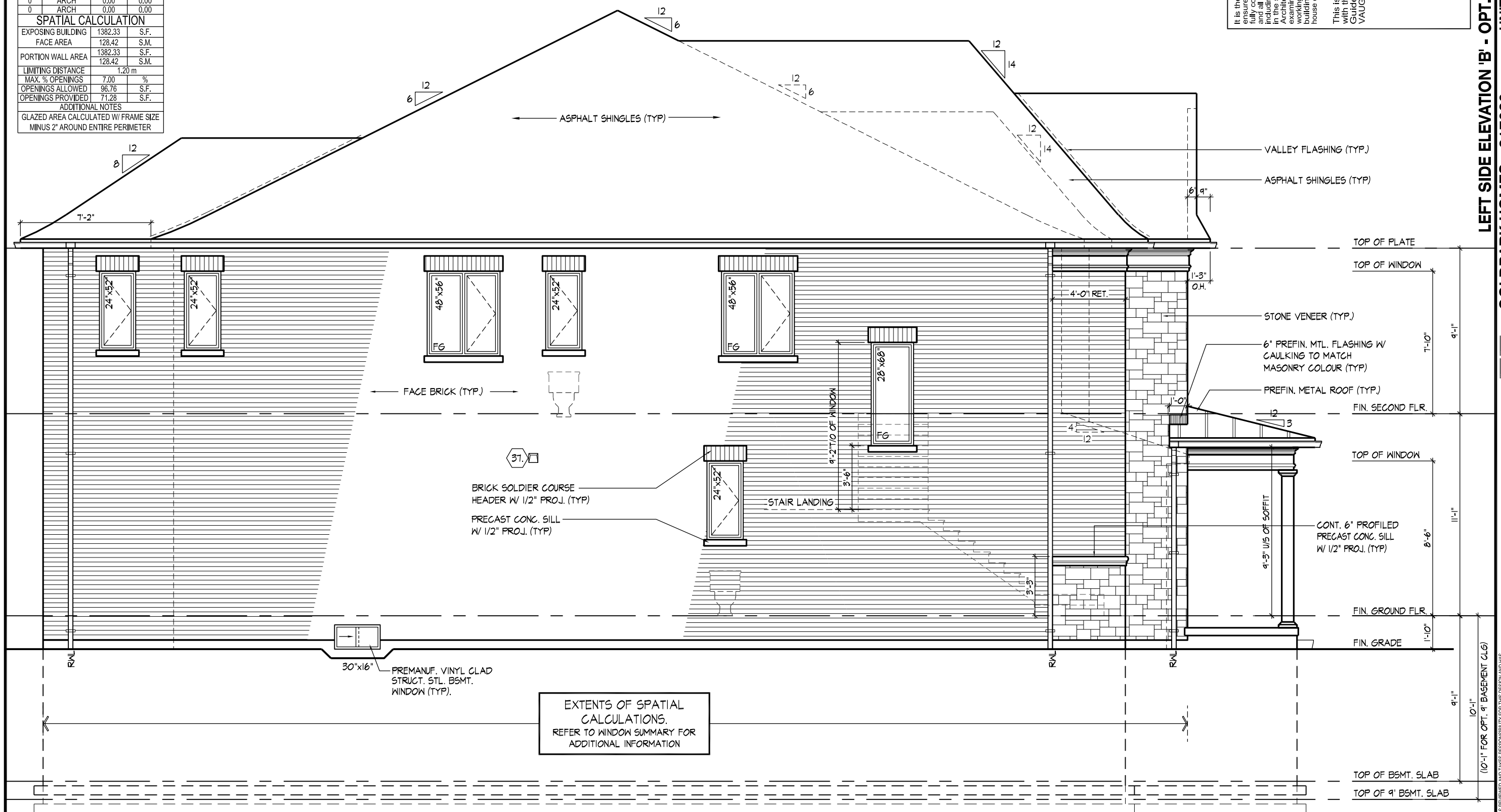

LEFT SIDE ELEVATION 'B' - OPT. 5 BEDROOM PLAN

AWHITING | MON JUN 1/20 03:08 PM | K:\PROJECTS\2017\217020.GOLD\WORKING\SINGLES\42\217020WS4205-GRAYWOOD.DWG

THE UNDERSIGNED HAS REVIEWED AND TAKES RESPONSIBILITY FOR THIS DESIGN AND HAS THE QUALIFICATIONS AND MEETS THE REQUIREMENTS SET OUT IN THE ONTARIO BUILDING CODE TO BE A DESIGNER.

QUALIFICATION INFORMATION		
NAME	SIGNATURE	BCIN
Allan Whiting		23177
REGISTRATION INFORMATION		
HUNT DESIGN ASSOCIATES INC.		19695

LEFT SIDE ELEVATION 'B' - OPT. 5 BEDROOM PLAN

GOLDPARK HOMES - 217020
PINE VALLEY, VAUGHAN ONT.

UNIT 4205-THE GRAYWOOD
REV.2020.05.27

Drawn By	Checked By	Scale	File Number	Page Number
JK	-	3/16"=1'-0"	217020WS4205	18 of 26

HUNT DESIGN ASSOCIATES INC.
www.huntdesign.ca
8966 Woodbine Ave., Markham, ON L3R 0J7 T 905.737.5133 F 905.737.7326

All drawings specifications related documents and design are the copyright property of Hunt Design Associates (H.D.A). Reproduction of this property in whole or in part is strictly prohibited without H.D.A.'s written permission (H.D.A. assumes no responsibility or liability for this property unless it bears the appropriate BCIN number and original signature.)

ROOF OVERHANGS ARE TO BE 15" UNLESS NOTED OTHERWISE

REFER TO FRONT ELEVATION FOR TYPICAL NOTES & INFO.

It is the builder's complete responsibility to ensure that all plans submitted for approval fully comply with the architectural guidelines and all applicable regulations and requirements including zoning provisions and any provisions in the subdivision agreement. The Control Architect is not responsible in any way for examining or approving site (lotting) plans or working drawings with respect to any zoning or building codes or permits or compliance that any house can be properly built or located on its lot.

This is to certify that these plans comply with the applicable Architectural Design Guidelines approved by the City of VAUGHAN.

WINDOW SUMMARY				
PER O.B.C. TABLE 9.10.15.4				
OPT. 5 BEDROOM, ELEV. 'B'				
QUAN.	WIDTH	DEPTH	WINDOW / DOOR FRAME SIZE (S.F.)	
2	24"	52"		13.33
2	24"	56"		14.44
1	48"	60"		17.11
1	30"	16"		2.17
1	48"	20"		4.89
1	12"	82"		4.33
1	DOOR		7.60	7.60
0	ARCH		0.00	0.00
SPATIAL CALCULATION				
EXPOSING BUILDING FACE AREA			1382.33	S.F.
			128.42	S.M.
PORTION WALL AREA			1382.33	S.F.
			128.42	S.M.
LIMITING DISTANCE			1.20 m	
MAX. % OPENINGS			7.00	%
OPENINGS ALLOWED			96.76	S.F.
OPENINGS PROVIDED			63.88	S.F.
ADDITIONAL NOTES				
GLAZED AREA CALCULATED W/ FRAME SIZE MINUS 2" AROUND ENTIRE PERIMETER				

WINDOW SUMMARY				
PER O.B.C. TABLE 9.10.15.4				
RIGHT SIDE ELEV. B				
QUAN.	WIDTH	DEPTH	WINDOW / DOOR FRAME SIZE (S.F.)	
2	24"	52"		13.33
2	24"	56"		14.44
1	48"	60"		17.11
1	30"	16"		2.17
1	48"	20"		4.89
1	12"	82"		4.33
1	DOOR		7.60	7.60
0	ARCH		0.00	0.00
SPATIAL CALCULATION				
EXPOSING BUILDING FACE AREA			1382.33	S.F.
			128.42	S.M.
PORTION WALL AREA			1382.33	S.F.
			128.42	S.M.
LIMITING DISTANCE			1.20 m	
MAX. % OPENINGS			7.00	%
OPENINGS ALLOWED			96.76	S.F.
OPENINGS PROVIDED			63.88	S.F.
ADDITIONAL NOTES				
GLAZED AREA CALCULATED W/ FRAME SIZE MINUS 2" AROUND ENTIRE PERIMETER				

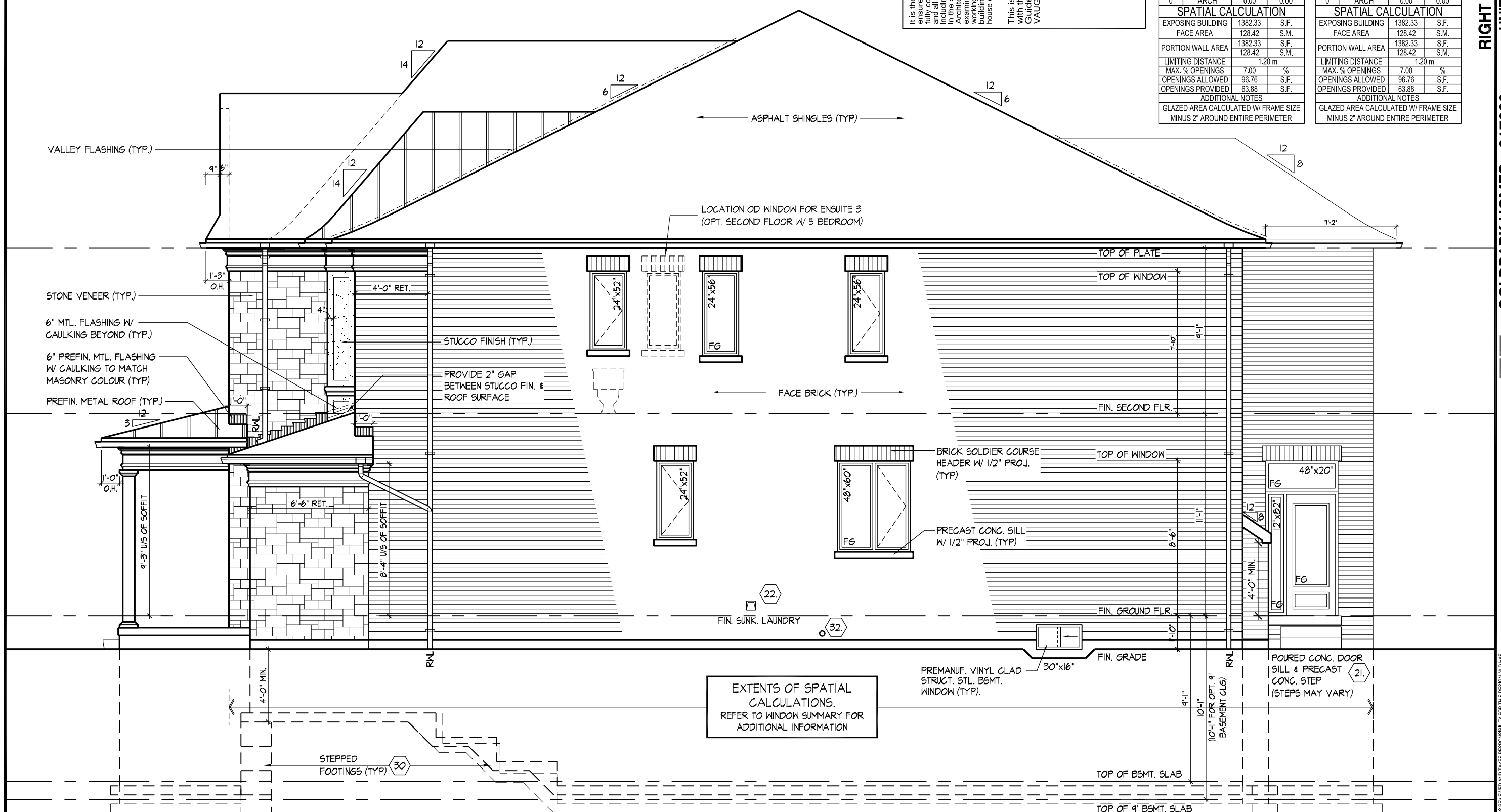

RIGHT SIDE ELEVATION - 'B'

AWHITING | MON JUN 1/20 03:08 PM | K:\PROJECTS\2017\217020.GOLD\WORKING\SINGLES\42\217020WS4205- GRAYWOOD.DWG

THE UNDERSIGNED HAS REVIEWED AND TAKES RESPONSIBILITY FOR THIS DESIGN AND HAS THE QUALIFICATIONS AND MEETS THE REQUIREMENTS SET OUT IN THE ONTARIO BUILDING CODE TO BE A DESIGNER.

QUALIFICATION INFORMATION		
		23177
NAME	SIGNATURE	BCIN
Allan Whiting		
REGISTRATION INFORMATION		19695
HUNT DESIGN ASSOCIATES INC.		

RIGHT SIDE ELEVATION 'B'

UNIT 4205-THE GRAYWOOD

REV.2020.05.27

GOLDPARK HOMES - 217020

PINE VALLEY, VAUGHAN ONT.

Drawn By	Checked By	Scale	File Number	Page Number
JK	-	3/16"=1'-0"	217020WS4205	19 of 26

HUNT DESIGN ASSOCIATES INC.

www.huntdesign.ca

8966 Woodbine Ave, Markham, ON L3R 0J7 T 905.737.5133 F 905.737.7326

All drawings specifications related documents and design are the copyright property of Hunt Design Associates (H.D.A). Reproduction of this property in whole or in part is strictly prohibited without H.D.A.'s written permission (H.D.A. assumes no responsibility or liability for this property unless it bears the appropriate BCIN number and original signature.)

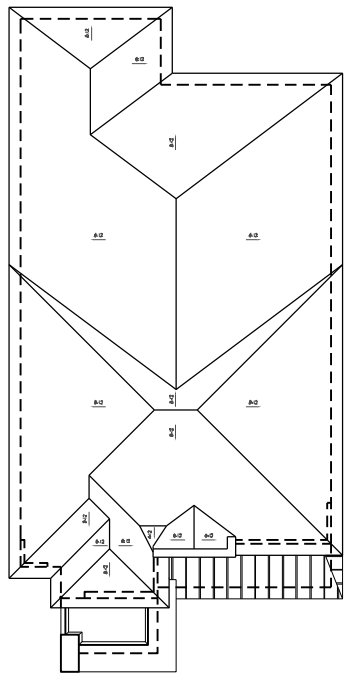

ROOF PLAN, EL. 'C'
N.T.S.

It is the builder's complete responsibility to ensure that all plans submitted for approval fully comply with the Architectural Guidelines and all applicable regulations and requirements including zoning provisions and any provisions in the subdivision agreement. The Control Architect is not responsible in any way for examining or approving site (lotting) plans or working drawings with respect to any zoning or building code or permit matter or that any house can be properly built or located on its lot.

This is to certify that these plans comply with the applicable Architectural Design Guidelines approved by the City of VAUGHAN.

ROOF OVERHANGS ARE TO BE 15" UNLESS NOTED OTHERWISE

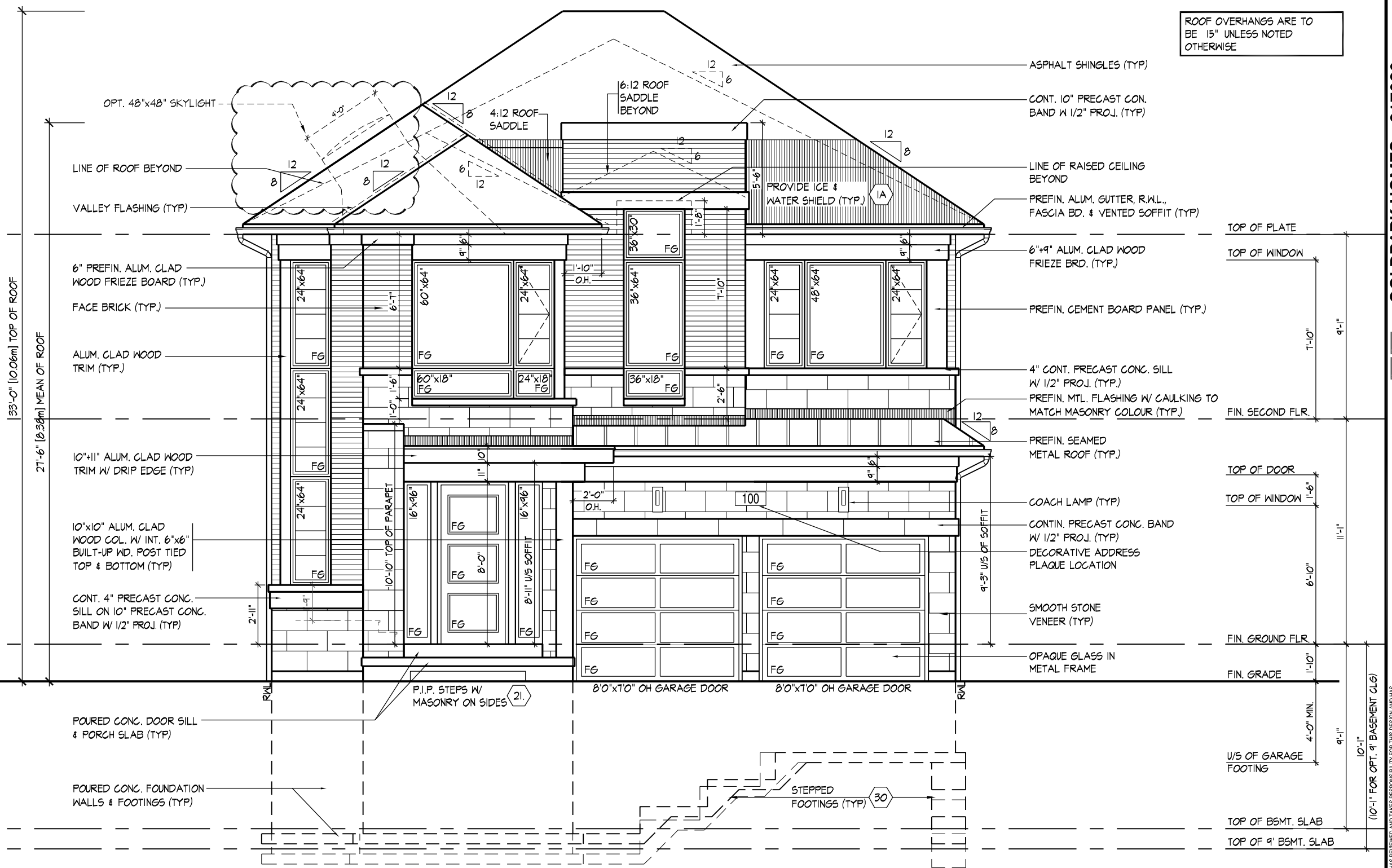

FRONT ELEVATION 'C'

AWHITING | MON JUN 1/20 03:08 PM | K:\PROJECTS\2017\217020.GOLD\WORKING\SINGLES\42\217020WS4205-GRAYWOOD.DWG

THE UNDERSIGNED HAS REVIEWED AND TAKES RESPONSIBILITY FOR THIS DESIGN AND HAS THE QUALIFICATIONS AND MEETS THE REQUIREMENTS SET OUT IN THE ONTARIO BUILDING CODE TO BE A DESIGNER.

QUALIFICATION INFORMATION		
NAME	SIGNATURE	BCIN
Allan Whiting		23177
REGISTRATION INFORMATION		
HUNT DESIGN ASSOCIATES INC.		19895

FRONT ELEVATION 'C'

UNIT 4205-THE GRAYWOOD
REV.2020.05.27

GOLDPARK HOMES - 217020
PINE VALLEY, VAUGHAN ONT.

Drawn By	Scale	File Number	Page Number
JK	3/16"=1'-0"	217020WS4205	20 of 26

HUNT DESIGN ASSOCIATES INC.
www.huntdesign.ca 4 8966 Woodbine Ave, Markham, ON L3R 0J7 T 905.737.5133 F 905.737.7326

All drawings specifications related documents and design are the copyright property of Hunt Design Associates (H.D.A). Reproduction of this property in whole or in part is strictly prohibited without H.D.A.'s written permission (H.D.A. assumes no responsibility or liability for this property unless it bears the appropriate BCIN number and original signature.)

WINDOW SUMMARY				
PER O.B.C. TABLE 9.10.15.4				
LEFT SIDE ELEV. 'C'				
QUAN.	WIDTH	DEPTH	WINDOW / DOOR FRAME SIZE (S.F.)	
2	24"	52"		13.33
1	48"	52"		14.67
1	28"	68"		10.67
1	72"	68"		30.22
1	30"	16"		2.17
3	24"	64"		25.00
0	0"	0"		0.00
0	ARCH		0.00	0.00
0	ARCH		0.00	0.00

SPATIAL CALCULATION		
EXPOSING BUILDING FACE AREA	1382.33	S.F.
	128.42	S.M.
PORTION WALL AREA	1382.33	S.F.
	128.42	S.M.
LIMITING DISTANCE	1.20 m	
MAX. % OPENINGS	7.00	%
OPENINGS ALLOWED	96.76	S.F.
OPENINGS PROVIDED	96.06	S.F.
ADDITIONAL NOTES		
GLAZED AREA CALCULATED W/ FRAME SIZE MINUS 2" AROUND ENTIRE PERIMETER		

ROOF OVERHANGS ARE TO BE 15" UNLESS NOTED OTHERWISE

REFER TO FRONT ELEVATION FOR TYPICAL NOTES & INFO.

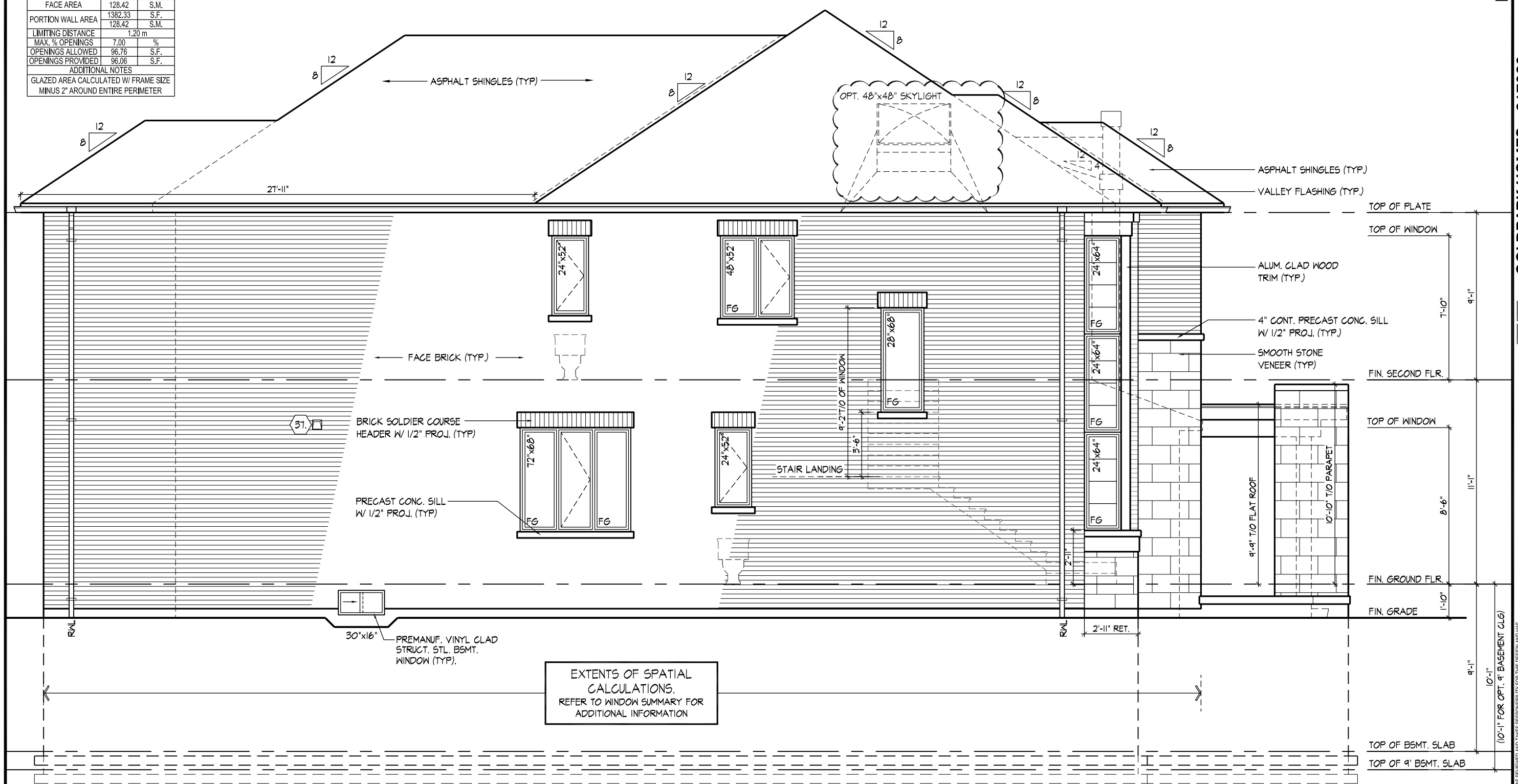

LEFT SIDE ELEVATION 'C'

It is the builder's complete responsibility to ensure that all plans submitted for approval fully comply with the Architectural Guidelines and all applicable regulations and requirements including zoning provisions and any provisions in the subdivision agreement. The Control Architect is not responsible in any way for examining or approving site (lotting) plans or working drawings with respect to any zoning or building code or permit matter or that any house can be properly built or located on its lot.

This is to certify that these plans comply with the applicable Architectural Design Guidelines approved by the City of VAUGHAN.

LEFT SIDE ELEVATION 'C'

UNIT 4205-THE GRAYWOOD
REV.2020.05.27

GOLDPARK HOMES - 217020
PINE VALLEY, VAUGHAN ONT.

Drawn By	Checked By	Scale	File Number	Page Number
JK	-	3/16"=1'-0"	217020WS4205	21 of 26

HUNT DESIGN ASSOCIATES INC.
www.huntdesign.ca
8966 Woodbine Ave, Markham, ON L3R 0J7 T 905.737.5133 F 905.737.7326

THE UNDERSIGNED HAS REVIEWED AND TAKES RESPONSIBILITY FOR THIS DESIGN AND HAS THE QUALIFICATIONS AND MEETS THE REQUIREMENTS SET OUT IN THE ONTARIO BUILDING CODE TO BE A DESIGNER.

QUALIFICATION INFORMATION		
NAME	SIGNATURE	BCIN
Allan Whiting		23177
REGISTRATION INFORMATION		
HUNT DESIGN ASSOCIATES INC.		19695

All drawings specifications related documents and design are the copyright property of Hunt Design Associates (H.D.A). Reproduction of this property in whole or in part is strictly prohibited without H.D.A.'s written permission (H.D.A. assumes no responsibility or liability for this property unless it bears the appropriate BCIN number and original signature.)

AWHITING | MON JUN 1/20 03:08 PM | K:\PROJECTS\2017\217020.GOLD\WORKING\SINGLES\4205\217020WS4205-GRAYWOOD.DWG

WINDOW SUMMARY				
PER O.B.C. TABLE 9.10.15.4				
OPT. 5 BEDROOM, ELEV. 'C'				
QUAN.	WIDTH	DEPTH	WINDOW / DOOR FRAME SIZE (S.F.)	
4	24"	52"		26.67
1	48"	52"		14.67
1	28"	68"		10.67
1	30"	16"		2.17
3	24"	64"		25.00
0	0"	0"		0.00
0	ARCH		0.00	0.00
0	ARCH		0.00	0.00

SPATIAL CALCULATION		
EXPOSING BUILDING FACE AREA	1382.33	S.F.
	128.42	S.M.
PORTION WALL AREA	1382.33	S.F.
	128.42	S.M.
LIMITING DISTANCE	1.20 m	
MAX. % OPENINGS	7.00	%
OPENINGS ALLOWED	96.76	S.F.
OPENINGS PROVIDED	79.17	S.F.
ADDITIONAL NOTES		
GLAZED AREA CALCULATED W/ FRAME SIZE MINUS 2" AROUND ENTIRE PERIMETER		

ROOF OVERHANGS ARE TO BE 15" UNLESS NOTED OTHERWISE

REFER TO FRONT ELEVATION FOR TYPICAL NOTES & INFO.

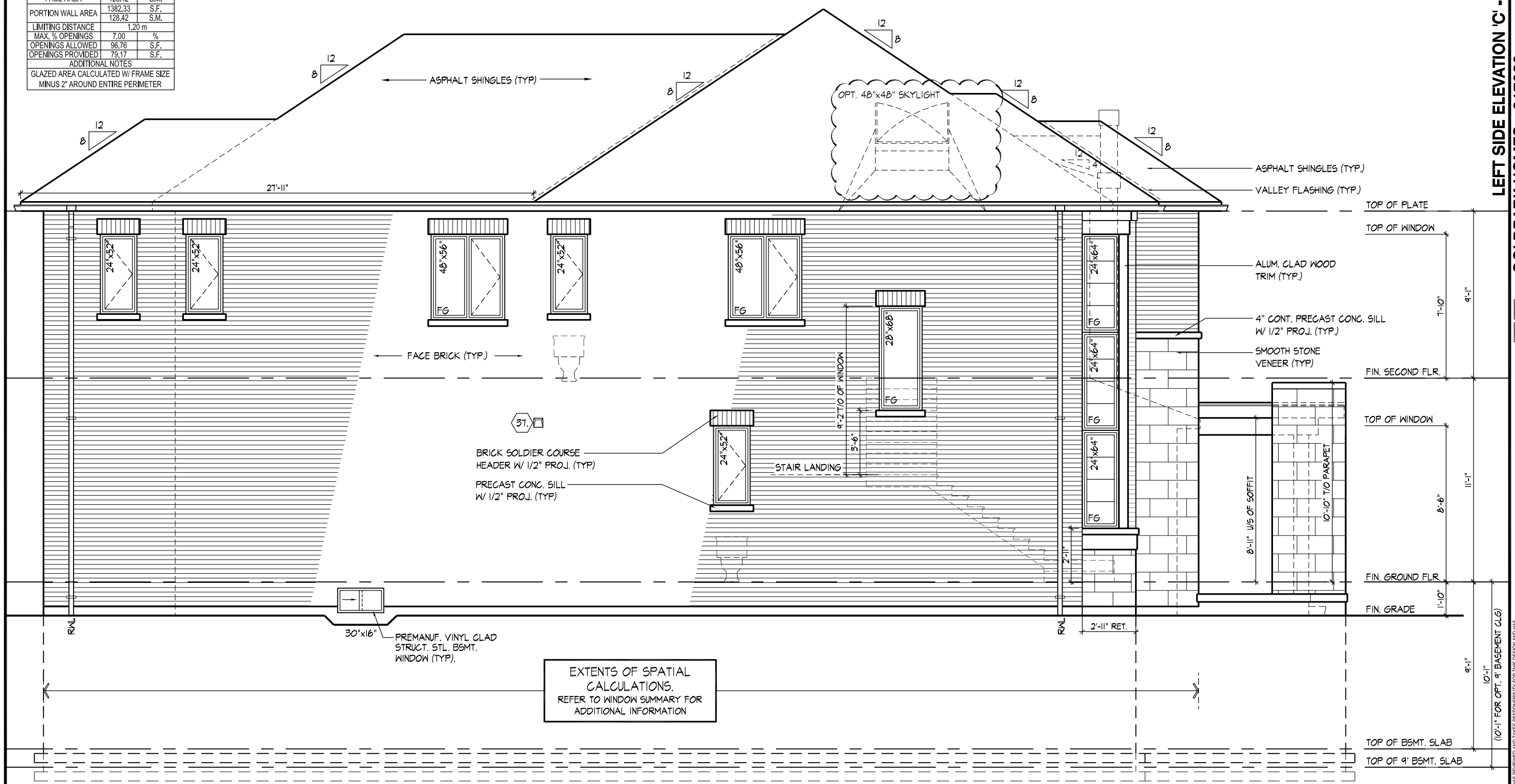

LEFT SIDE ELEVATION 'C' - OPT. 5 BEDROOM PLAN

It is the builder's complete responsibility to ensure that all plans submitted for approval fully comply with the Architectural Guidelines and all applicable laws, codes, and requirements including zoning provisions and any provisions in the subdivision agreement. The Control Architect is not responsible in any way for examining or approving site (lotting) plans or working drawings with respect to any zoning or building code or permit matter or that any house can be properly built or located on its lot.

This is to certify that these plans comply with the applicable Architectural Design Guidelines approved by the City of VAUGHAN.

LEFT SIDE ELEVATION 'C' - OPT. 5 BEDROOM PLAN

GOLDPARK HOMES - 217020
PINE VALLEY, VAUGHAN ONT.

UNIT 4205-THE GRAYWOOD
REV.2020.05.27

Drawn By	Checked By	Scale	File Number	Page Number
JK	-	3/16"=1'-0"	217020WS4205	22 of 26

HUNT DESIGN ASSOCIATES INC.
www.huntdesign.ca
8966 Woodbine Ave., Markham, ON L3R 0J7 T 905.737.5133 F 905.737.7326

THE UNDERSIGNED HAS REVIEWED AND TAKES RESPONSIBILITY FOR THIS DESIGN AND HAS THE QUALIFICATIONS AND MEETS THE REQUIREMENTS SET OUT IN THE ONTARIO BUILDING CODE TO BE A DESIGNER.

QUALIFICATION INFORMATION		
NAME	SIGNATURE	BCIN
Allan Whiting		23177
REGISTRATION INFORMATION		
HUNT DESIGN ASSOCIATES INC.		19695

All drawings specifications related documents and design are the copyright property of Hunt Design Associates (H.D.A). Reproduction of this property in whole or in part is strictly prohibited without H.D.A.'s written permission (H.D.A. assumes no responsibility or liability for this property unless it bears the appropriate BCIN number and original signature.)

AWHITING | MON JUN 1/20 03:08 PM | K:\PROJECTS\2017\217020.GOLD\WORKING\SINGLES\4205\217020WS4205-GRAYWOOD.DWG

ROOF OVERHANGS ARE TO BE 15" UNLESS NOTED OTHERWISE

REFER TO FRONT ELEVATION FOR TYPICAL NOTES & INFO.

It is the builder's complete responsibility to ensure that all plans submitted for approval fully comply with the architectural guidelines and all applicable regulations and requirements including zoning provisions and any provisions in the subdivision agreement. The Control Architect is not responsible in any way for examining or approving site (lotting) plans or working drawings with respect to any zoning or building code or permit matter or that any house can be properly built or located on its lot.

This is to certify that these plans comply with the applicable Architectural Design Guidelines approved by the City of VAUGHAN.

WINDOW SUMMARY			
PER O.B.C. TABLE 9.10.15.4			
OPT. 5 BEDROOM, ELEV. 'C'			
QUAN.	WIDTH	DEPTH	WINDOW / DOOR FRAME SIZE (S.F.)
2	24"	52"	13.33
2	24"	56"	14.44
1	48"	60"	17.11
1	30"	16"	2.17
1	48"	20"	4.89
1	12"	82"	4.33
1	24"	64"	8.33
1	24"	18"	1.94
1	DOOR	7.60	7.60
0	ARCH	0.00	0.00

SPATIAL CALCULATION		
EXPOSING BUILDING FACE AREA	1382.33	S.F.
	128.42	S.M.
PORTION WALL AREA	1382.33	S.F.
	128.42	S.M.
LIMITING DISTANCE	1.20 m	
MAX. % OPENINGS	7.00	%
OPENINGS ALLOWED	96.76	S.F.
OPENINGS PROVIDED	74.16	S.F.
ADDITIONAL NOTES		
GLAZED AREA CALCULATED W/ FRAME SIZE MINUS 2" AROUND ENTIRE PERIMETER		

WINDOW SUMMARY			
PER O.B.C. TABLE 9.10.15.4			
RIGHT SIDE ELEV. 'C'			
QUAN.	WIDTH	DEPTH	WINDOW / DOOR FRAME SIZE (S.F.)
2	24"	52"	13.33
2	24"	56"	14.44
1	48"	60"	17.11
1	30"	16"	2.17
1	48"	20"	4.89
1	12"	82"	4.33
1	24"	64"	8.33
1	24"	18"	1.94
1	DOOR	7.60	7.60
0	ARCH	0.00	0.00

SPATIAL CALCULATION		
EXPOSING BUILDING FACE AREA	1382.33	S.F.
	128.42	S.M.
PORTION WALL AREA	1382.33	S.F.
	128.42	S.M.
LIMITING DISTANCE	1.20 m	
MAX. % OPENINGS	7.00	%
OPENINGS ALLOWED	96.76	S.F.
OPENINGS PROVIDED	74.16	S.F.
ADDITIONAL NOTES		
GLAZED AREA CALCULATED W/ FRAME SIZE MINUS 2" AROUND ENTIRE PERIMETER		

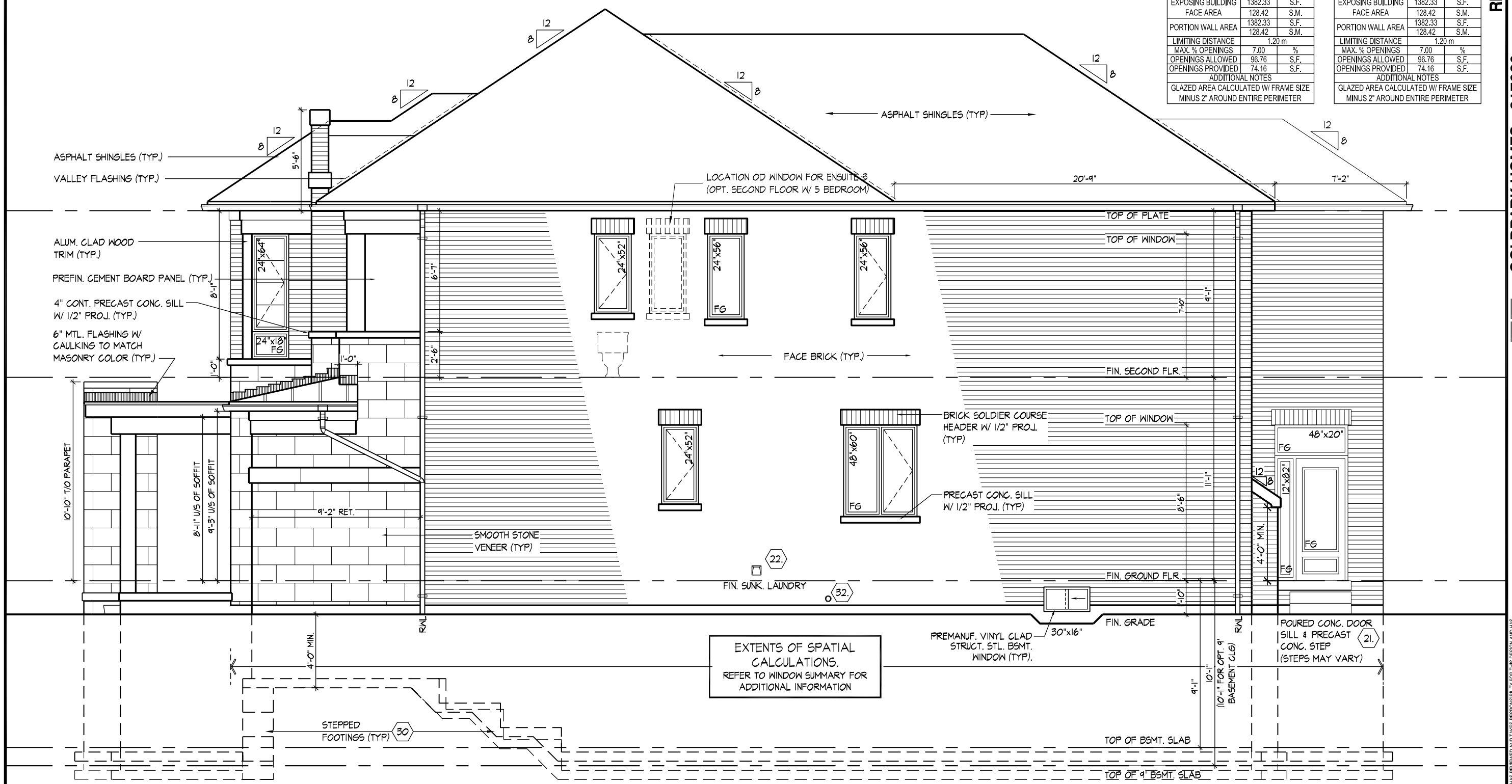

RIGHT SIDE ELEVATION 'A'

LEFT SIDE ELEVATION - 'C'

RIGHT SIDE ELEVATION 'C'

UNIT 4205-THE GRAYWOOD

REV.2020.05.27

GOLDPARK HOMES - 217020

PINE VALLEY, VAUGHAN ONT.

Drawn By	Checked By	Scale	File Number	Page Number
JK	-	3/16"=1'-0"	217020WS4205	23 of 26

HUNT DESIGN ASSOCIATES INC.

www.huntdesign.ca 8966 Woodbine Ave, Markham, ON L3R 0J7 T 905.737.5133 F 905.737.7326

THE UNDERSIGNED HAS REVIEWED AND TAKES RESPONSIBILITY FOR THIS DESIGN AND HAS THE QUALIFICATIONS AND MEETS THE REQUIREMENTS SET OUT IN THE ONTARIO BUILDING CODE TO BE A DESIGNER.

QUALIFICATION INFORMATION		
NAME:	SIGNATURE	BCIN
Allan Whiting		23177
REGISTRATION INFORMATION		
HUNT DESIGN ASSOCIATES INC.		19695

All drawings specifications related documents and design are the copyright property of Hunt Design Associates (H.D.A). Reproduction of this property in whole or in part is strictly prohibited without H.D.A.'s written permission (H.D.A. assumes no responsibility or liability for this property unless it bears the appropriate BCIN number and original signature.)

AWHITING | MON JUN 1/20 03:08 PM | K:\PROJECTS\2017\217020\OLD\WORKING\SINGLES\217020WS4205-GRAYWOOD.DWG

ROOF OVERHANGS ARE TO BE 15" UNLESS NOTED OTHERWISE

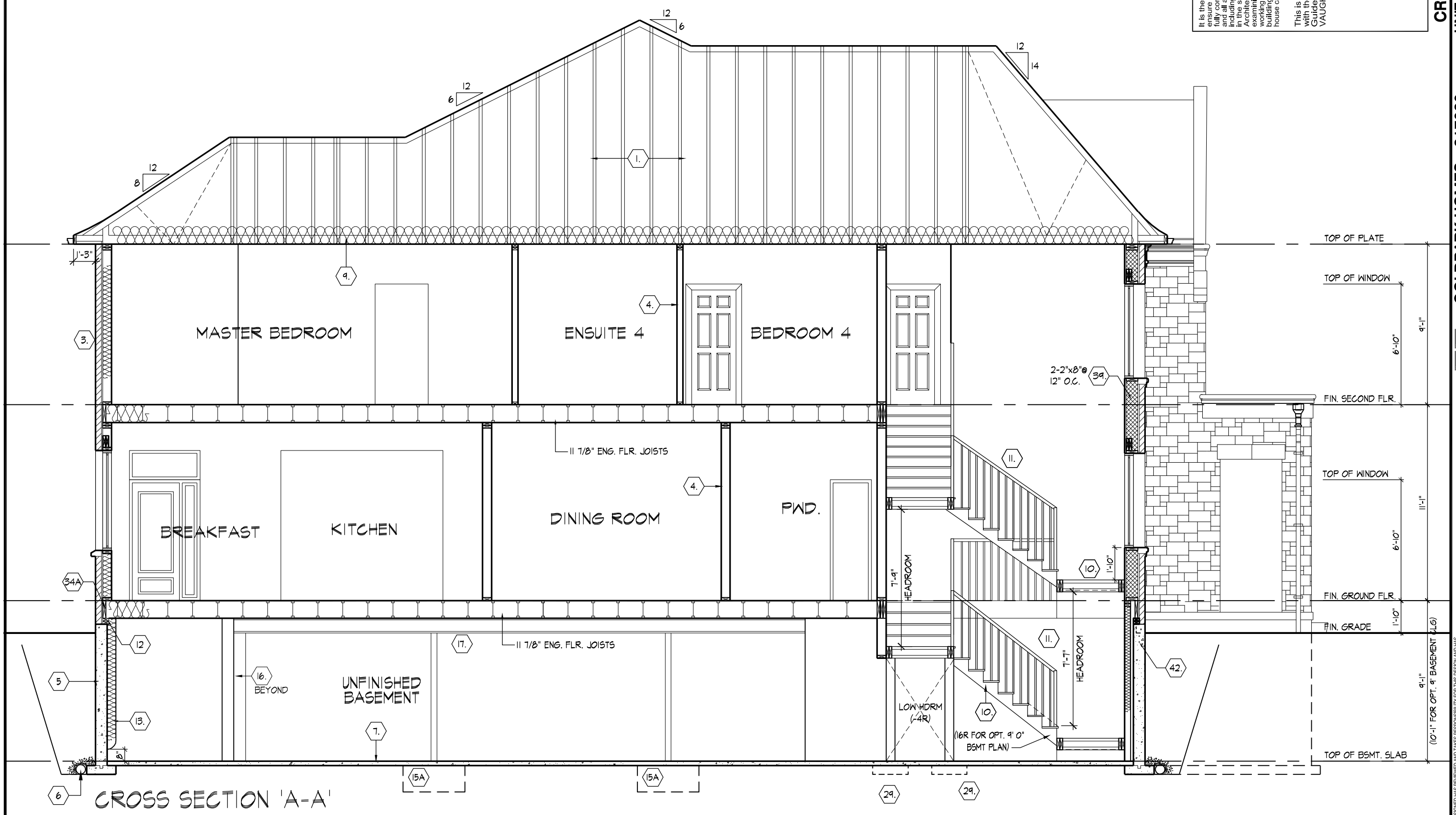

CROSS SECTION 'A-A'

It is the builder's complete responsibility to ensure that all plans submitted for approval fully comply with the Architectural Guidelines and all applicable regulations and requirements including zoning conditions and provisions in the Subdivision agreement. The Control Architect is not responsible in any way for examining or approving site (lotting) plans or working drawings with respect to any zoning or building code or permit matter or that any house can be properly built or located on its lot.

This is to certify that these plans comply with the applicable Architectural Design Guidelines approved by the City of VAUGHAN.

CROSS SECTION 'A-A'

UNIT 4205-THE GRAYWOOD

REV.2020.05.27

GOLDPARK HOMES - 217020

PINE VALLEY, VAUGHAN ONT.

Drawn By	Checked By	Scale	File Number	Page Number
JK	-	3/16"=1'-0"	217020WS4205	24 of 26

HUNT DESIGN ASSOCIATES INC.
www.huntdesign.ca
8966 Woodbine Ave, Markham, ON L3R 0J7 T 905.737.5133 F 905.737.7326

THE UNDERSIGNED HAS REVIEWED AND TAKES RESPONSIBILITY FOR THIS DESIGN AND HAS THE QUALIFICATIONS AND MEETS THE REQUIREMENTS SET OUT IN THE ONTARIO BUILDING CODE TO BE A DESIGNER.

QUALIFICATION INFORMATION		
Allan Whiting		23177
NAME:	SIGNATURE	BCIN
REGISTRATION INFORMATION		
HUNT DESIGN ASSOCIATES INC.		19695

All drawings specifications related documents and design are the copyright property of Hunt Design Associates (H.D.A). Reproduction of this property in whole or in part is strictly prohibited without H.D.A.'s written permission (H.D.A. assumes no responsibility or liability for this property unless it bears the appropriate BCIN number and original signature.)

AMHTING | MON JUN 1/20 03:08 PM | K:\PROJECTS\2017\217020.GOLD\WORKING\SINGLES\42\217020WS4205-GRAYWOOD.DWG