



FRONT ELEVATION 'A'



FRONT ELEVATION 'B'



FRONT ELEVATION 'C'

# UNIT 5008 - 'THE BIRCHWOOD'

## SB-12 ENERGY EFFICIENCY DESIGN MATRIX

PRESCRIPTIVE COMPLIANCE	SB-12 (SECTION 3.1.1) TABLE 3.1.1.2.A
<b>PACKAGE A1</b>	SPACE HEATING FUEL
	<input checked="" type="checkbox"/> GAS <input type="checkbox"/> OIL
	<input type="checkbox"/> ELECTRIC <input type="checkbox"/> PROPANE
	<input type="checkbox"/> EARTH <input type="checkbox"/> SOLID FUEL

BUILDING COMPONENT	REQUIRED	PROPOSED
<b>INSULATION RSI (R) VALUE</b>		
CEILING W/ ATTIC SPACE	10.56 (R60)	10.56 (R60)
CEILING W/O ATTIC SPACE	5.46 (R31)	5.46 (R31)
EXPOSED FLOOR	5.46 (R31)	5.46 (R31)
WALLS ABOVE GRADE	3.87 (R22)	3.87 (R22)
BASEMENT WALLS * PROPOSED VALUES MAY BE SUBSTITUTED W/ 2.11+1.76ci (R12+R10ci)	3.52 ci (R20 ci) *	3.52 ci (R20 ci) *
BELOW GRADE SLAB ENTIRE SURFACE > 600mm BELOW GRADE	-	-
EDGE OF BELOW GRADE SLAB ≤ 600mm BELOW GRADE	1.76 (R10)	1.76 (R10)
HEATED SLAB OR SLAB ≤ 600mm BELOW GRADE	1.76 (R10)	1.76 (R10)
<b>WINDOWS &amp; DOORS</b>		
WINDOWS/SLIDING GLASS DOORS (MAX U-VALUE)	1.6	1.6
SKYLIGHTS (MAX. U-VALUE)	2.8	2.8
<b>APPLIANCE EFFICIENCY</b>		
SPACE HEATING EQUIP. (AFUE%)	96%	96%
HRV EFFICIENCY (%)	75%	75%
DHW HEATER (EF)	0.8	0.8

AREA CALCULATIONS	EL. 'A'		EL. 'B'		EL. 'C'	
	STD. PLAN	OPT. PLAN	STD. PLAN	OPT. PLAN	STD. PLAN	OPT. PLAN
GROUND FLOOR AREA	1580 sq. ft.	1580 sq. ft.	1564 sq. ft.	1608 sq. ft.	1581 sq. ft.	1581 sq. ft.
SECOND FLOOR AREA	1863 sq. ft.	1863 sq. ft.	1870 sq. ft.	1870 sq. ft.	1871 sq. ft.	1871 sq. ft.
SUBTOTAL	3443 sq. ft.	3443 sq. ft.	3434 sq. ft.	3478 sq. ft.	3452 sq. ft.	3452 sq. ft.
DUCT ALL OPEN AREAS	33 sq. ft.	33 sq. ft.	33 sq. ft.	33 sq. ft.	33 sq. ft.	33 sq. ft.
TOTAL NET AREA	3410 sq. ft. (316.80 sq. m.)	3410 sq. ft. (316.80 sq. m.)	3401 sq. ft. (315.96 sq. m.)	3445 sq. ft. (320.05 sq. m.)	3419 sq. ft. (317.64 sq. m.)	3419 sq. ft. (317.64 sq. m.)
FINISHED BASEMENT AREA	105 sq. ft.	105 sq. ft.	105 sq. ft.	105 sq. ft.	105 sq. ft.	105 sq. ft.
COVERAGE W/OUT PORCH	2012 sq. ft. (186.92 sq. m.)		2018 sq. ft. (187.48 sq. m.)		2014 sq. ft. (187.11 sq. m.)	
COVERAGE W/ PORCH	2065 sq. ft. (191.84 sq. m.)		2080 sq. ft. (193.24 sq. m.)		2074 sq. ft. (192.68 sq. m.)	
<b>WINDOW / WALL AREA CALCULATIONS</b>						
	EL. 'A'	EL. 'A'	EL. 'B'	EL. 'B'	EL. 'C'	EL. 'C'
	STD. PLAN	OPT. PLAN	STD. PLAN	OPT. PLAN	STD. PLAN	OPT. PLAN
GROSS WALL AREA	4111.38 sq. ft. (381.96 sq. m.)	4111.38 sq. ft. (381.96 sq. m.)	4115.30 sq. ft. (382.32 sq. m.)	4115.30 sq. ft. (382.32 sq. m.)	4074.43 sq. ft. (378.53 sq. m.)	4074.43 sq. ft. (378.53 sq. m.)
GROSS WINDOW AREA (INCL. GLASS DOORS & SKYLIGHTS)	505.20 sq. ft. (46.93 sq. m.)	494.09 sq. ft. (45.90 sq. m.)	504.82 sq. ft. (46.90 sq. m.)	493.71 sq. ft. (45.87 sq. m.)	537.78 sq. ft. (49.96 sq. m.)	526.67 sq. ft. (48.93 sq. m.)
TOTAL WINDOW %	12.29 %	12.02 %	12.27 %	12.00 %	13.20 %	12.93 %

- 1 - TITLE PAGE
- 2 - BASEMENT PLAN, ELEV. 'A'
- 3 - GROUND FLOOR PLAN, ELEV. 'A'
- 4 - SECOND FLOOR PLAN, ELEV. 'A'
- 5 - OPT. SECOND FLOOR PLAN, ELEV. 'A'
- 6 - PARTIAL PLANS, ELEV. 'B'
- 7 - PARTIAL PLANS, ELEV. 'B'
- 8 - PARTIAL PLANS, ELEV. 'C'
- 9 - PARTIAL PLANS, ELEV. 'C'
- 10 - FRONT ELEVATION 'A'
- 11 - LEFT SIDE ELEVATION 'A'
- 12 - OPT. LEFT SIDE ELEVATION 'A'
- 13 - RIGHT SIDE ELEVATION 'A'
- 14 - REAR ELEVATION 'A', 'B' & 'C'
- 15 - FRONT ELEVATION 'B'
- 16 - LEFT SIDE ELEVATION 'B'
- 17 - OPT. LEFT SIDE ELEVATION 'B'
- 18 - RIGHT SIDE ELEVATION 'B'
- 19 - FRONT ELEVATION 'C'
- 20 - LEFT SIDE ELEVATION 'C'
- 21 - OPT. LEFT SIDE ELEVATION 'C'
- 22 - RIGHT SIDE ELEVATION 'C'
- 23 - CROSS SECTION 'A-A'
- 24 - CONSTRUCTION NOTES 1
- 25 - CONSTRUCTION NOTES 2

7. -	-	-
6. -	-	-
5. -	-	-
4. -	-	-
3. -	-	-
2. REVISED AS PER CLIENT COMMENTS	2020.05.27	NEA
1. ISSUED FOR CLIENT REVIEW	2020.05.06	AW
REVISIONS	DATE (YYYY/MM/DD)	BY

**-PRELIMINARY-**

**TITLE PAGE**

THE UNDERSIGNED HAS REVIEWED AND TAKES RESPONSIBILITY FOR THIS DESIGN AND HAS THE QUALIFICATIONS AND MEETS THE REQUIREMENTS SET OUT IN THE ONTARIO BUILDING CODE TO BE A DESIGNER.

QUALIFICATION INFORMATION  
**Allan Whiting** 23177  
 NAME SIGNATURE BCIN  
 REGISTRATION INFORMATION  
 HUNT DESIGN ASSOCIATES INC. 19895

**HUNT**  
 DESIGN ASSOCIATES INC.  
 www.huntdesign.ca

**GOLDPARK HOMES - 217020**  
 PINE VALLEY, VAUGHAN ONT.

Drawn By JK Checked By AW Scale 3/16"=1'-0"

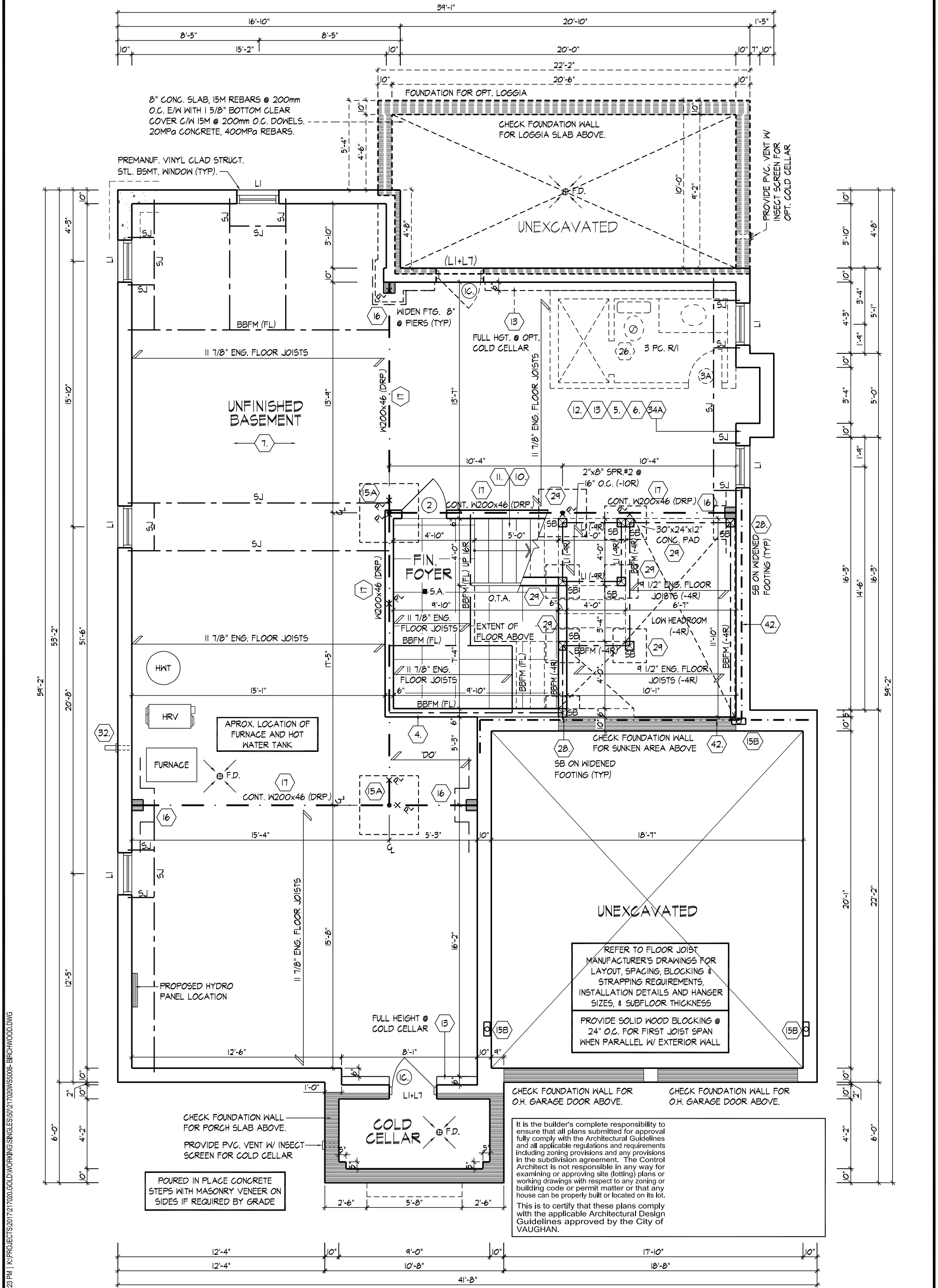
**UNIT 5008- THE BIRCHWOOD**  
 REV.2020.05.27

File Number 217020WS5008

Page Number 1 of 25

8966 Woodbine Ave., Suite 200, Markham, ON L3R 0J7 T 905.737.5133 F 905.737.7326

All drawings specifications related documents and design are the copyright property of Hunt Design Associates (H.D.A). Reproduction of this property in whole or in part is strictly prohibited without H.D.A.'s written permission (H.D.A. assumes no responsibility or liability for this property unless it bears the appropriate BCIN number and original signature).



BASEMENT PLAN, ELEV. 'A'  
-PRELIMINARY-

BASEMENT PLAN, ELEV. 'A'

AWHITTING | TUE JUN 22 01:23 PM | K:\PROJECTS\2017\217020\GOLD\WORKING\SINGLES\508\217020WS5008 - BRCHWOOD.DWG

THE UNDERSIGNED HAS REVIEWED AND TAKES RESPONSIBILITY FOR THIS DESIGN AND HAS THE QUALIFICATIONS AND MEETS THE REQUIREMENTS SET OUT IN THE ONTARIO BUILDING CODE TO BE A DESIGNER.

QUALIFICATION INFORMATION  
Allan Whiting 23177  
NAME REGISTRATION INFORMATION SIGNATURE BCIN

HUNT DESIGN ASSOCIATES INC. 19695

**HUNT**  
DESIGN ASSOCIATES INC.  
www.huntdesign.ca

**GOLDPARK HOMES - 217020**  
PINE VALLEY, VAUGHAN ONT.

Drawn By: JK  
Checked By: AW  
Scale: 3/16"=1'-0"

**UNIT 5008- THE BIRCHWOOD**  
REV.2020.05.27

File Number: 217020WS5008  
Page Number: 2 of 25

8966 Woodbine Ave., Suite 200, Markham, ON L3R 0J7 T 905.737.5133 F 905.737.7326

All drawings specifications related documents and design are the copyright property of Hunt Design Associates (H.D.A). Reproduction of this property in whole or in part is strictly prohibited without H.D.A.'s written permission (H.D.A. assumes no responsibility or liability for this property unless it bears the appropriate BCIN number and original signature).

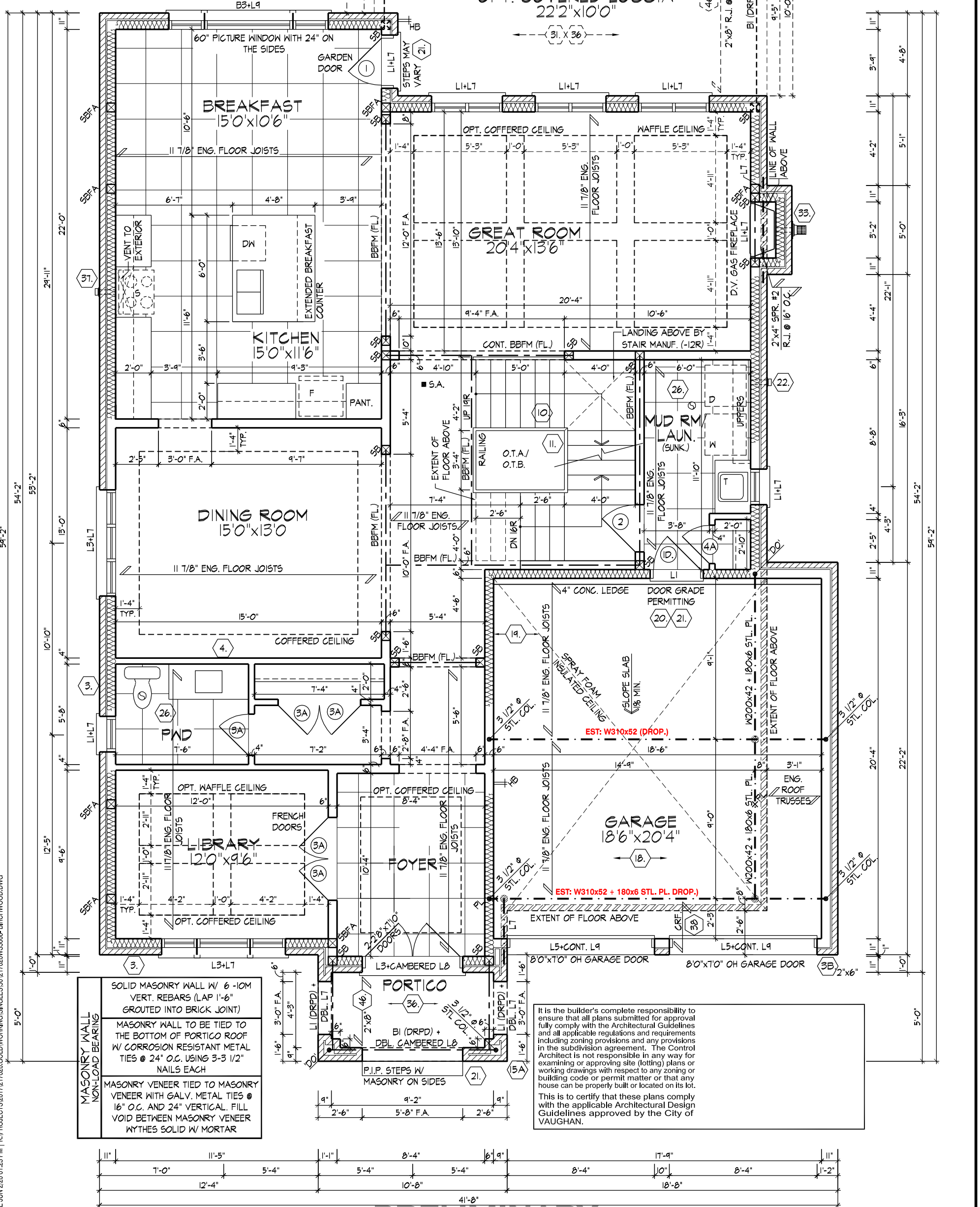
FOR OPT. COLD CELLAR  
 10" CONC. SLAB, 15M REBARS @ 200mm  
 O.C. E/M WITH 1/2" BOTTOM CLEAR  
 COVER C/W 15M @ 200mm O.C. DOWELS.  
 20MPa CONCRETE, 400MPa REBARS.

10"x10" PREF. HOLLOW COL. W/ CAP  
 & BASE W/ INT. 6"x6" BUILT-UP WD.  
 POST TIED TOP & BOTTOM (TYP)

REFER TO FLOOR JOIST  
 MANUFACTURER'S DRAWINGS FOR  
 LAYOUT, SPACING, BLOCKING &  
 STRAPPING REQUIREMENTS,  
 INSTALLATION DETAILS AND HANGER  
 SIZES, & SUBFLOOR THICKNESS

PROVIDE SOLID WOOD BLOCKING @  
 24" O.C. FOR FIRST JOIST SPAN  
 WHEN PARALLEL W/ EXTERIOR WALL

REFER TO ROOF TRUSS  
 MANUFACTURER'S DRAWINGS FOR  
 LAYOUT, SPACING, INSTALLATION  
 DETAILS AND HANGER SIZES.



**MASONRY WALL NON-LOAD BEARING**

SOLID MASONRY WALL W/ 6-10M  
 VERT. REBARS (LAP 1'-6"  
 GROUTED INTO BRICK JOINT)

MASONRY WALL TO BE TIED TO  
 THE BOTTOM OF PORTICO ROOF  
 W/ CORROSION RESISTANT METAL  
 TIES @ 24" O.C. USING 3-3 1/2"  
 NAILS EACH

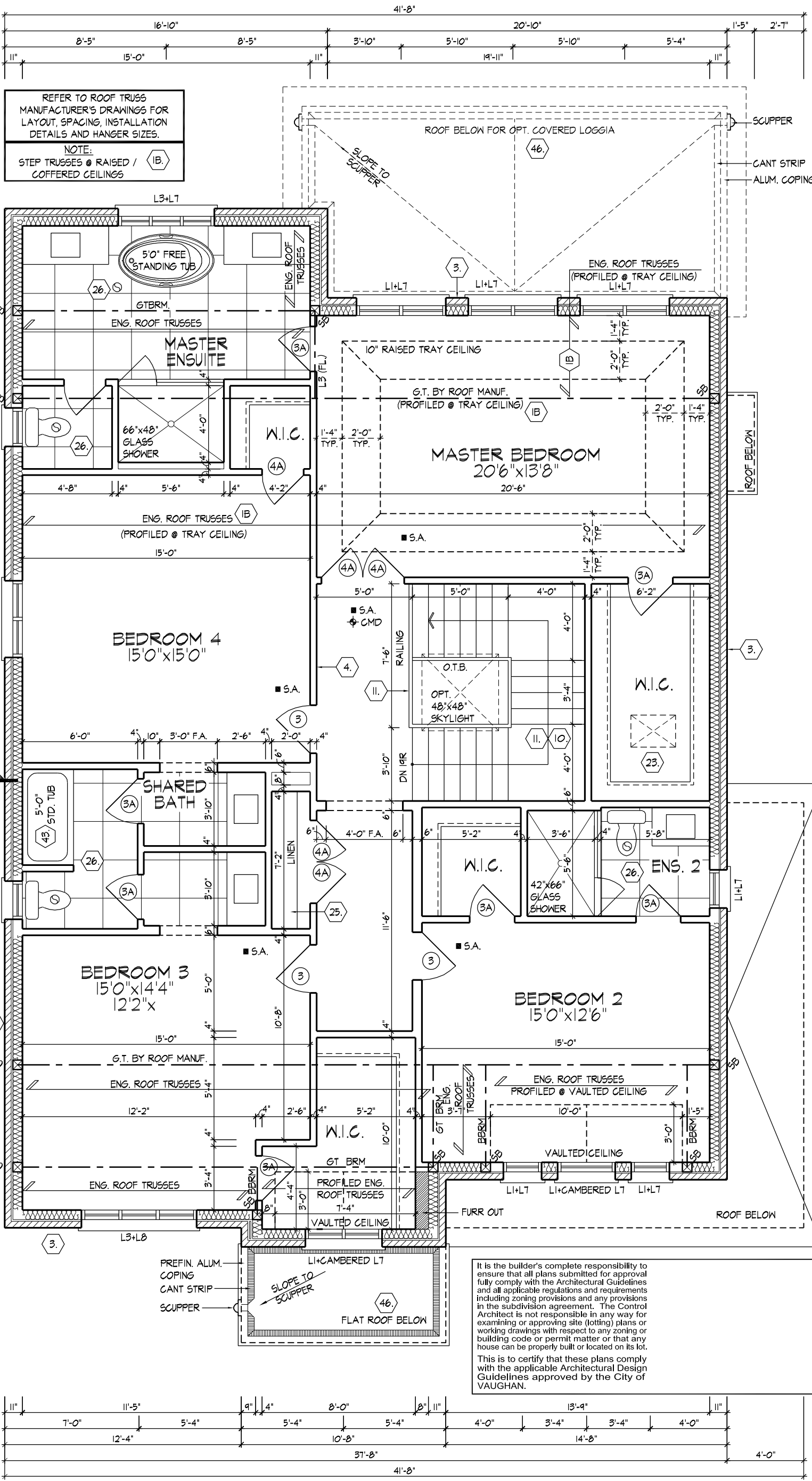
MASONRY VENEER TIED TO MASONRY  
 VENEER WITH GALV. METAL TIES @  
 16" O.C. AND 24" VERTICAL. FILL  
 VOID BETWEEN MASONRY VENEER  
 W/THES SOLID W/ MORTAR

It is the builder's complete responsibility to ensure that all plans submitted for approval fully comply with the Architectural Guidelines and all applicable regulations and requirements including zoning provisions and any provisions in the subdivision agreement. The Control Architect is not responsible in any way for examining or approving site (lotting) plans or working drawings with respect to any zoning or building code or permit matter or that any house can be properly built or located on its lot.

This is to certify that these plans comply with the applicable Architectural Design Guidelines approved by the City of VAUGHAN.

PRELIMINARY  
 GROUND FLOOR PLAN, ELEV. 'A'

GROUND FLOOR PLAN, ELEV. 'A'



SECOND FLOOR PLAN ELEV. 'A'  
**-PRELIMINARY-**

SECOND FLOOR PLAN, ELEV. 'A'

AWHITTING | TUE JUN 22 01:23 PM | K:\PROJECTS\2017\217020.GOLDWORKING\SINGLES\508\217020WS5008 - BRCHWOOD.DWG

THE UNDERSIGNED HAS REVIEWED AND TAKES RESPONSIBILITY FOR THIS DESIGN AND HAS THE QUALIFICATIONS AND MEETS THE REQUIREMENTS SET OUT IN THE ONTARIO BUILDING CODE TO BE A DESIGNER.  
 QUALIFICATION INFORMATION  
 Allan Whitting 23177  
 NAME SIGNATURE BCIN  
 REGISTRATION INFORMATION  
 HUNT DESIGN ASSOCIATES INC. 19695

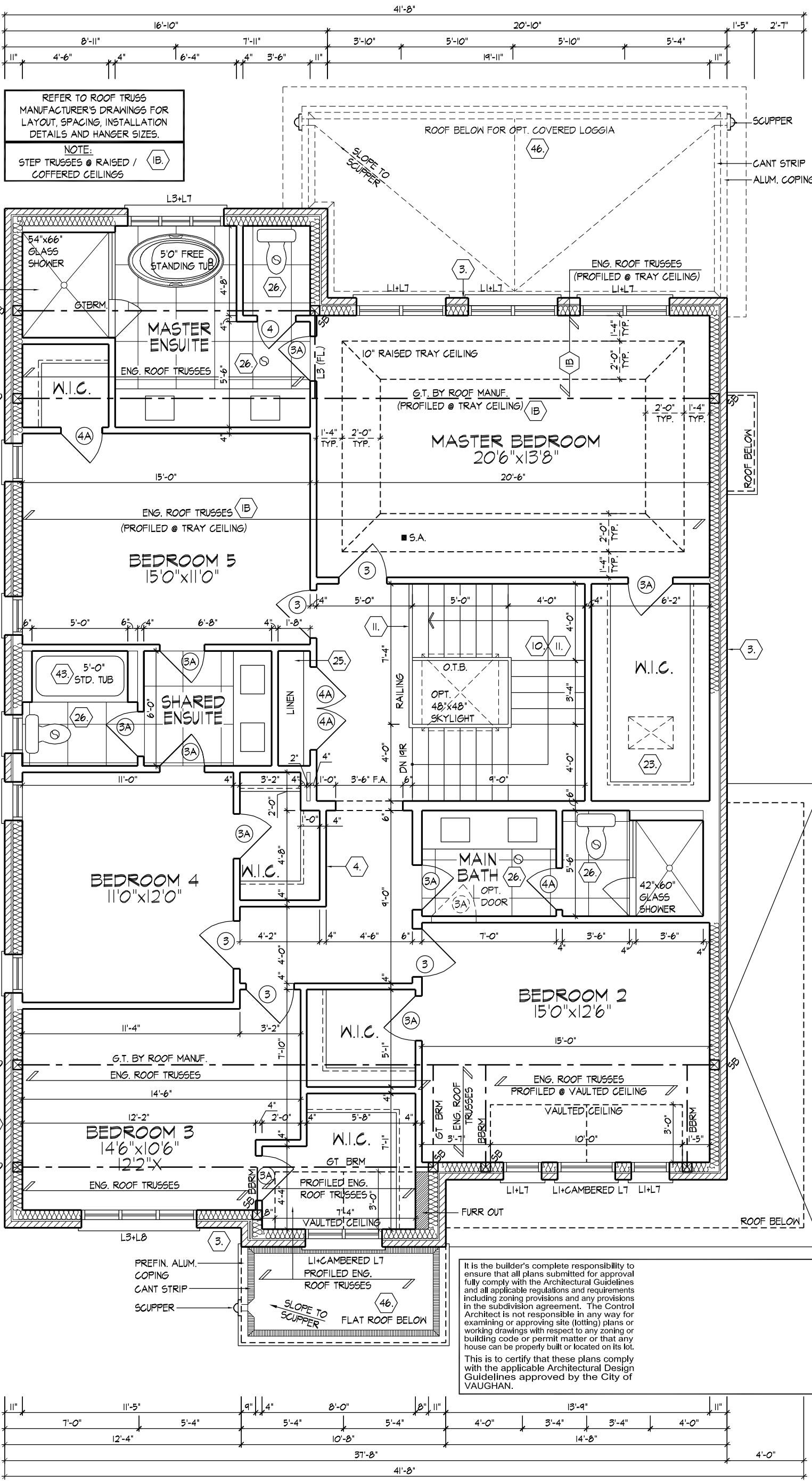
**HUNT**  
 DESIGN ASSOCIATES INC.  
 www.hunt-design.ca

**GOLDPARK HOMES - 217020**  
 PINE VALLEY, VAUGHAN ONT.

**UNIT 5008- THE BIRCHWOOD**  
 REV.2020.05.27

Drawn By: JK  
 Checked By: AW  
 Scale: 3/16"=1'-0"  
 File Number: 217020WS5008  
 Page Number: 4 of 25  
 8966 Woodbine Ave., Suite 200, Markham, ON L3R 0J7 T 905.737.5133 F 905.737.7326

All drawings specifications related documents and design are the copyright property of Hunt Design Associates (H.D.A). Reproduction of this property in whole or in part is strictly prohibited without H.D.A.'s written permission (H.D.A. assumes no responsibility or liability for this property unless it bears the appropriate BCIN number and original signature).



REFER TO ROOF TRUSS MANUFACTURER'S DRAWINGS FOR LAYOUT, SPACING, INSTALLATION DETAILS AND HANGER SIZES.

NOTE:  
STEP TRUSSES @ RAISED / COFFERED CEILINGS

It is the builder's complete responsibility to ensure that all plans submitted for approval fully comply with the Architectural Guidelines and all applicable regulations and requirements including zoning provisions and any provisions in the subdivision agreement. The Control Architect is not responsible in any way for examining or approving site (lotting) plans or working drawings with respect to any zoning or building code or permit matter or that any house can be properly built or located on its lot.

This is to certify that these plans comply with the applicable Architectural Design Guidelines approved by the City of VAUGHAN.

OPT. SECOND FLOOR PLAN, ELEV. 'A'  
-PRELIMINARY-

OPT. SECOND FLOOR PLAN, ELEV. 'A'

AWHITTING | TUE JUN 22 01:23 PM | K:\PROJECTS\2017\217020.GOLDWORKING\SINGLES\501217020\W55008-BRCHWOOD.DWG

THE UNDERSIGNED HAS REVIEWED AND TAKES RESPONSIBILITY FOR THIS DESIGN AND HAS THE QUALIFICATIONS AND MEETS THE REQUIREMENTS SET OUT IN THE ONTARIO BUILDING CODE TO BE A DESIGNER.

QUALIFICATION INFORMATION  
Allan Whitting 23177  
NAME SIGNATURE BCIN  
REGISTRATION INFORMATION  
HUNT DESIGN ASSOCIATES INC. 19695

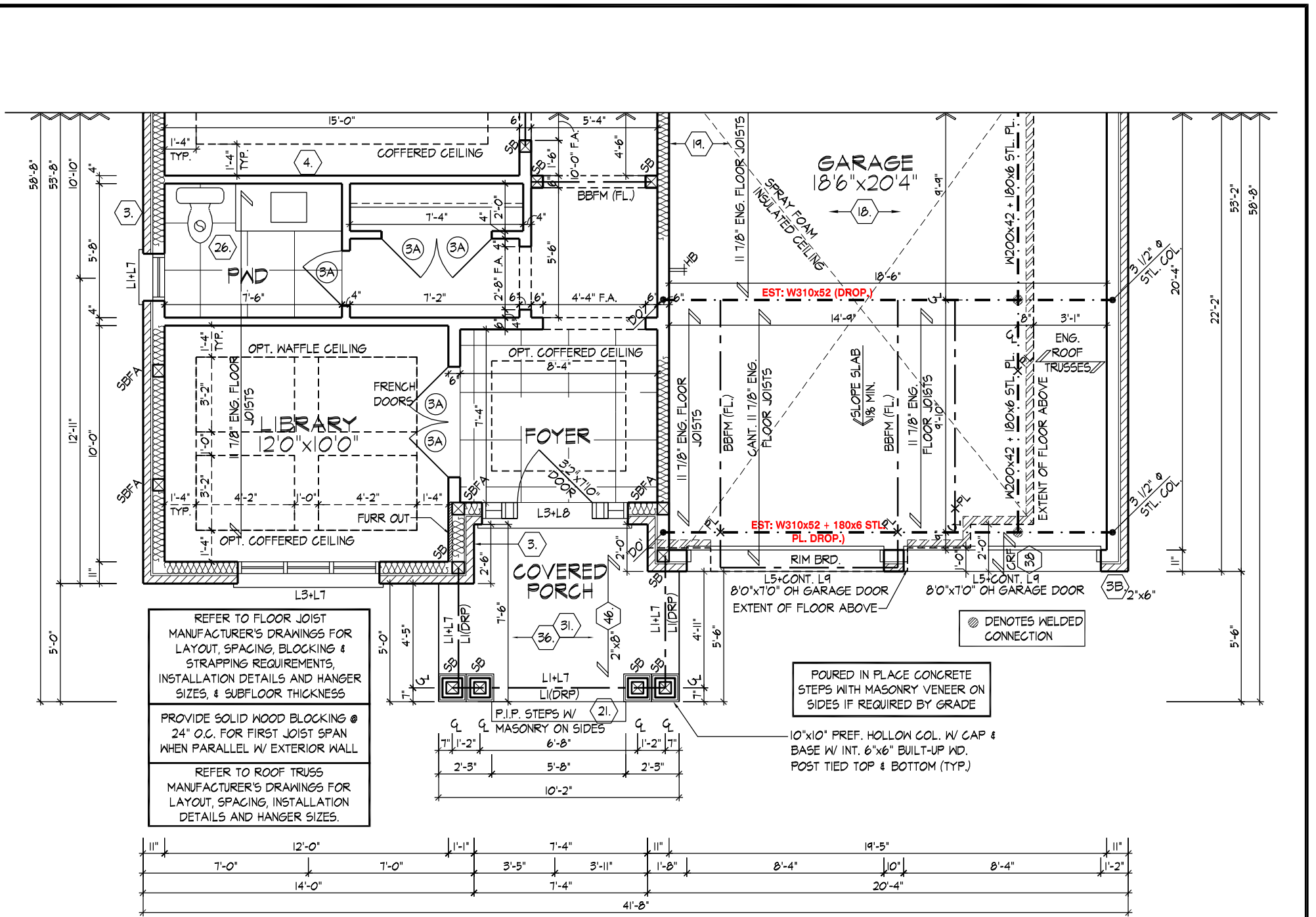
**HUNT**  
DESIGN ASSOCIATES INC.  
www.huntdesign.ca

**GOLDPARK HOMES - 217020**  
PINE VALLEY, VAUGHAN ONT.  
Drawn By Checked By Scale  
JW AW 3/16"=1'-0"

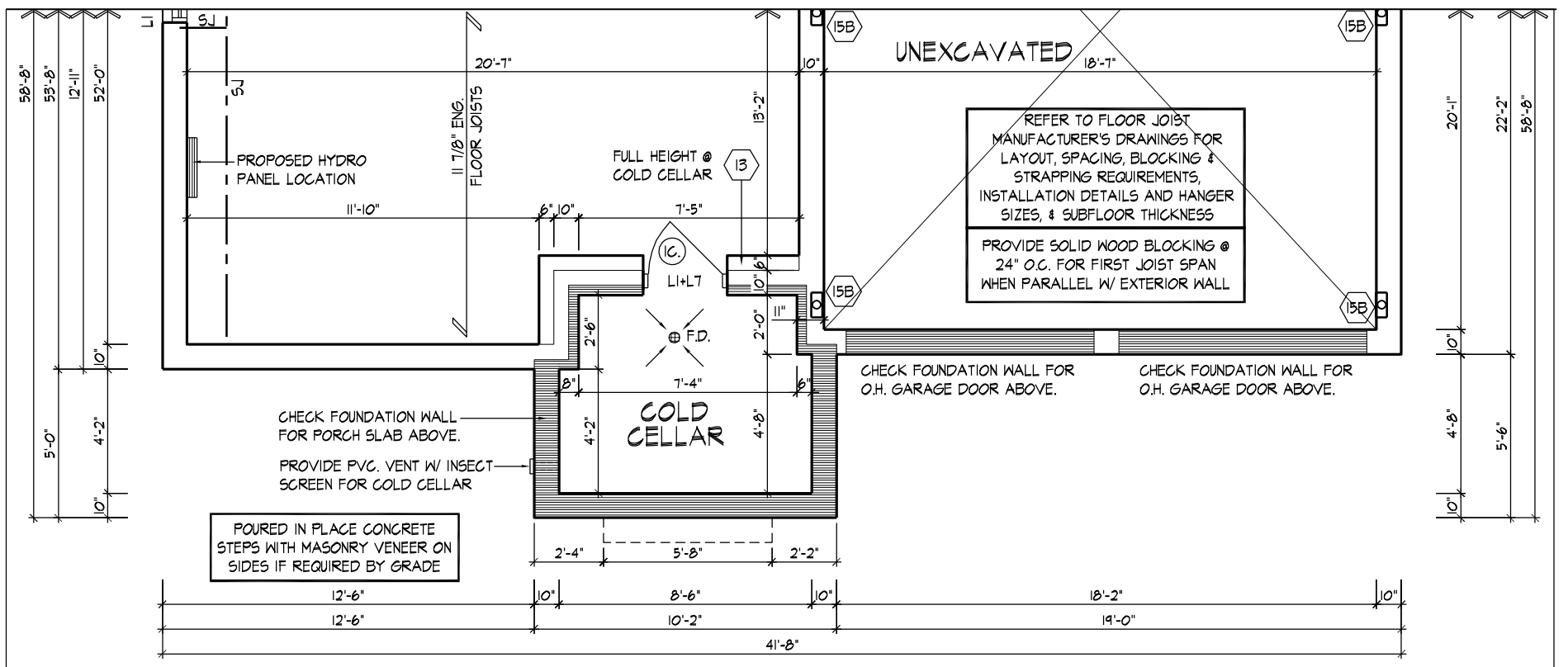
**UNIT 5008- THE BIRCHWOOD**  
REV.2020.05.27  
File Number Page Number  
217020WS5008 5 of 25  
8966 Woodbine Ave., Suite 200, Markham, ON L3R 0J7 T 905.737.5133 F 905.737.7326

All drawings specifications related documents and design are the copyright property of Hunt Design Associates (H.D.A). Reproduction of this property in whole or in part is strictly prohibited without H.D.A.'s written permission (H.D.A. assumes no responsibility or liability for this property unless it bears the appropriate BCIN number and original signature.)





PART. GROUND FLOOR PLAN, ELEV. 'B'



PART. BASEMENT PLAN, ELEV. 'B'

**-PRELIMINARY-**

**PARTIAL BASEMENT & GROUND FLOOR PLANS, ELEV. 'B'**

**GOLDPARK HOMES - 217020**  
PINE VALLEY, VAUGHAN ONT.

**UNIT 5008- THE BIRCHWOOD**  
REV.2020.05.27

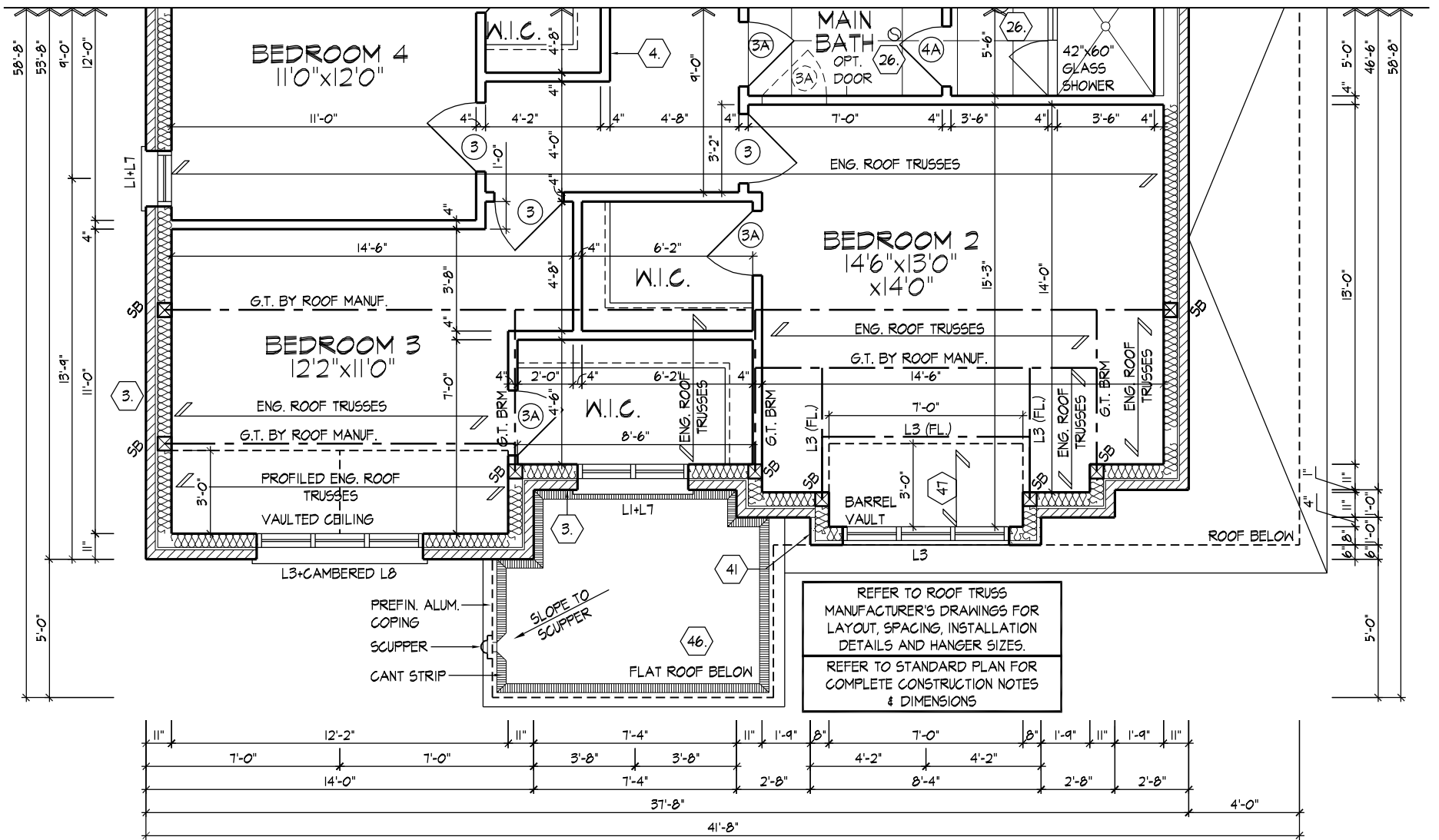
THE UNDERSIGNED HAS REVIEWED AND TAKES RESPONSIBILITY FOR THIS DESIGN AND HAS THE QUALIFICATIONS AND MEETS THE REQUIREMENTS SET OUT IN THE ONTARIO BUILDING CODE TO BE A DESIGNER.

Qualification Information  
Allan Whiting 23177  
NAME: ALLAN WHITING  
REGISTRATION INFORMATION: SIGNATURE: B.C.N.

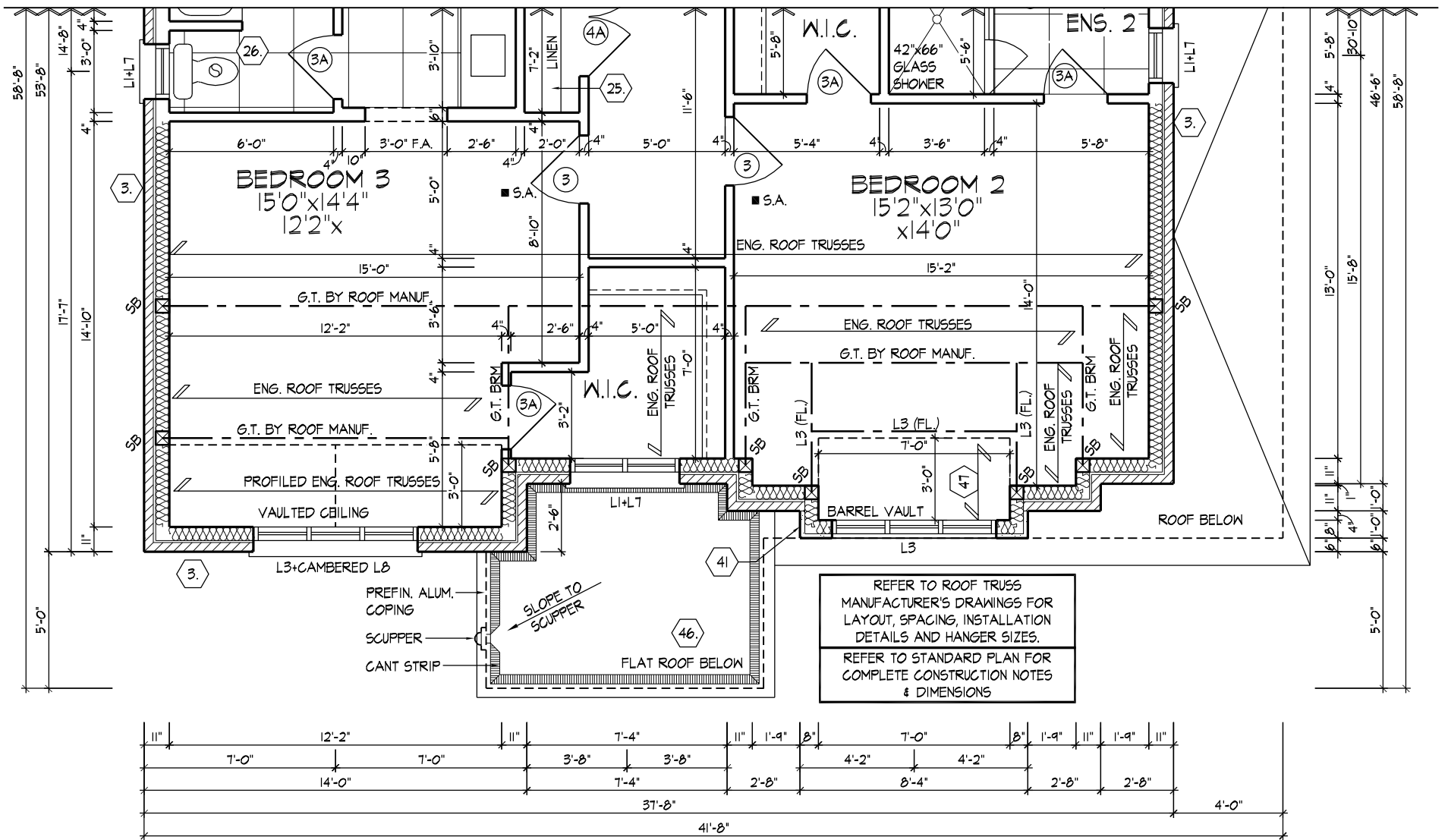
**HUNT**  
DESIGN ASSOCIATES INC.  
www.huntdesign.ca

Drawn By: JK  
Checked By: AW  
Scale: 3/16" = 1'-0"  
File Number: 217020WS008  
Page Number: 6 of 25  
8966 Woodbine Ave., Suite 200, Markham, ON L3R 0J7  
T 905.737.5133 F 905.737.7326

All drawings specifications related documents and design are the copyright property of Hunt Design Associates (H.D.A). Reproduction of this property in whole or in part is strictly prohibited without H.D.A.'s written permission (H.D.A. assumes no responsibility or liability for this property unless it bears the appropriate BCIN number and original signature).



PART. OPT. SECOND FLOOR PLAN, ELEV. 'B'



PART. SECOND FLOOR PLAN ELEV. 'B'

It is the builder's complete responsibility to ensure that all plans submitted for approval fully comply with the Architectural Guidelines and all applicable regulations and requirements including zoning provisions and any provisions in the subdivision agreement. The Control Architect is not responsible in any way for examining or approving site (lotting) plans or working drawings with respect to any zoning or building code or permit matter or that any house can be properly built or located on its lot.

This is to certify that these plans comply with the applicable Architectural Design Guidelines approved by the City of VAUGHAN.

**-PRELIMINARY-**

**PARTIAL SECOND FLOOR PLANS, ELEV. 'B'**

THE UNDERSIGNED HAS REVIEWED AND TAKES RESPONSIBILITY FOR THIS DESIGN AND HAS THE QUALIFICATIONS AND MEETS THE REQUIREMENTS SET OUT IN THE ONTARIO BUILDING CODE TO BE A DESIGNER.

QUALIFICATION INFORMATION

NAME: AllAn Whiting

REGISTRATION INFORMATION: SIGNATURE: BCIN: 23177

HUNT DESIGN ASSOCIATES INC. 19695

**HUNT**  
DESIGN ASSOCIATES INC.

www.huntdesign.ca

**GOLDPARK HOMES - 217020**  
PINE VALLEY, VAUGHAN ONT.

Drawn By: JK

Checked By: AW

Scale: 3/16" = 1'-0"

8966 Woodbine Ave., Suite 200, Markham, ON L3R 0J7

**UNIT 5008- THE BIRCHWOOD**

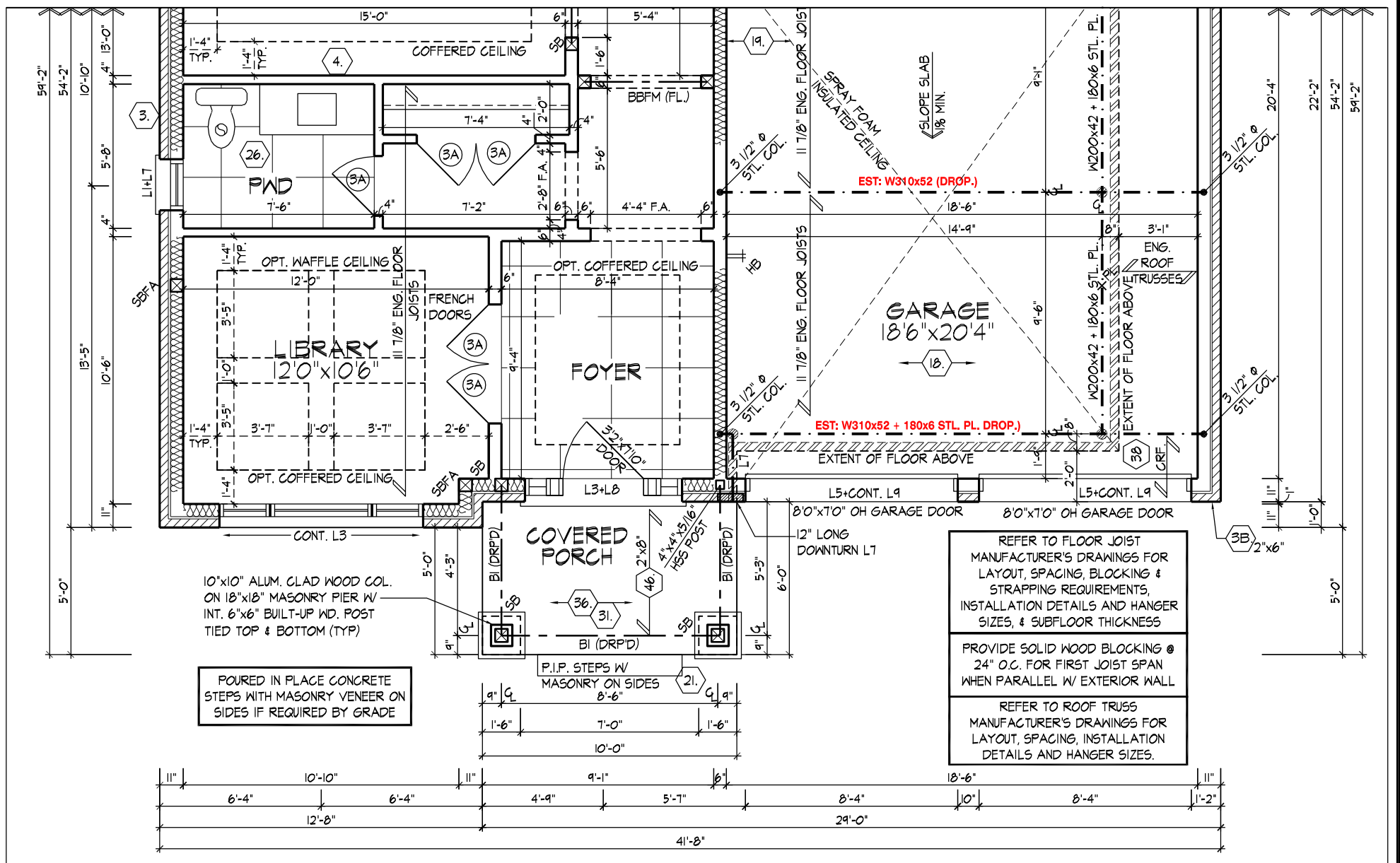
File Number: 217020WS5008

Page Number: 7 of 25

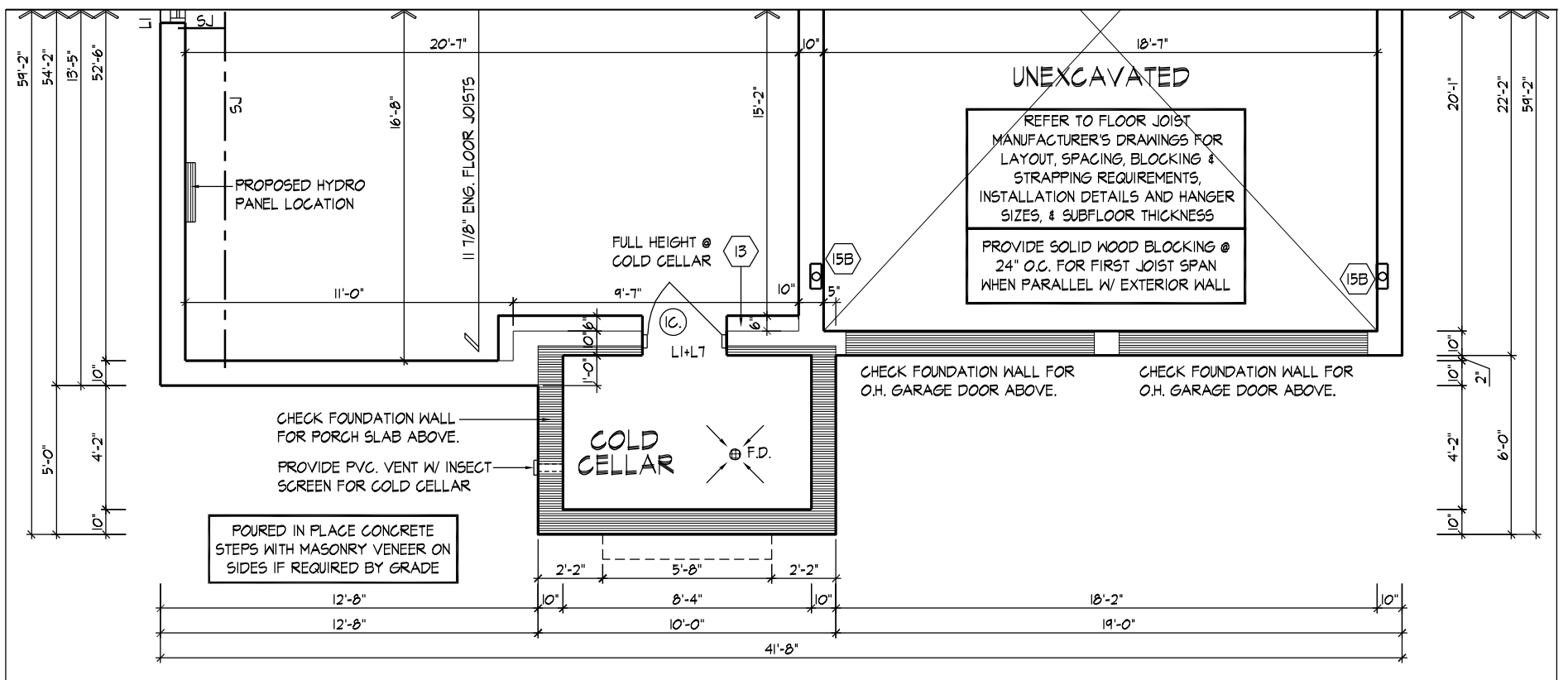
T 905.737.5133

F 905.737.7326

All drawings specifications related documents and design are the copyright property of Hunt Design Associates (H.D.A). Reproduction of this property in whole or in part is strictly prohibited without H.D.A.'s written permission (H.D.A. assumes no responsibility or liability for this property unless it bears the appropriate BCIN number and original signature).



PART. GROUND FLOOR PLAN, ELEV. 'C'



PART. BASEMENT PLAN, ELEV. 'C'

It is the builder's complete responsibility to ensure that all plans submitted for approval fully comply with the Architectural Guidelines and all applicable regulations and requirements including zoning provisions and any provisions in the subdivision agreement. The Control Architect is not responsible in any way for examining or approving site (lotting) plans or working drawings with respect to any zoning or building code or permit matter or that any house can be properly built or located on its lot.

This is to certify that these plans comply with the applicable Architectural Design Guidelines approved by the City of VAUGHAN.

**-PRELIMINARY-**

**PARTIAL BASEMENT & GROUND FLOOR PLANS, ELEV. 'C'**

THE UNDERSIGNED HAS REVIEWED AND TAKES RESPONSIBILITY FOR THIS DESIGN AND HAS THE QUALIFICATIONS AND MEETS THE REQUIREMENTS SET OUT IN THE ONTARIO BUILDING CODE TO BE A DESIGNER.

QUALIFICATION INFORMATION  
Allan Whiting 23177

NAME REGISTRATION INFORMATION SIGNATURE BCIN

HUNT DESIGN ASSOCIATES INC. 19895

**HUNT**  
DESIGN ASSOCIATES INC.

www.huntdesign.ca

**GOLDPARK HOMES - 217020**  
PINE VALLEY, VAUGHAN ONT.

**UNIT 5008- THE BIRCHWOOD**  
REV.2020.05.27

Drawn By JK Checked By AW Scale 3/16"=1'-0"

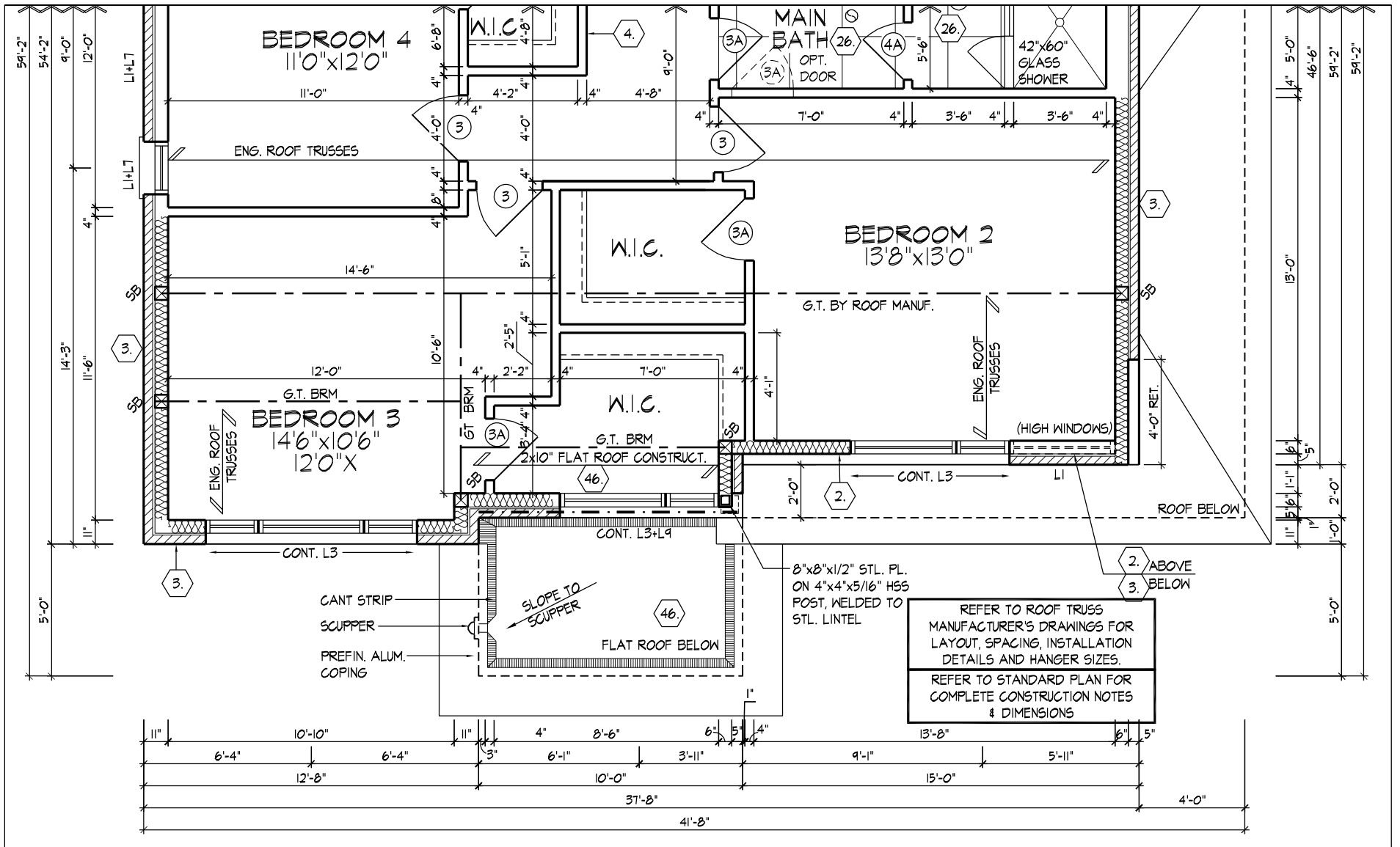
File Number 217020WS5008

Page Number 8 of 25

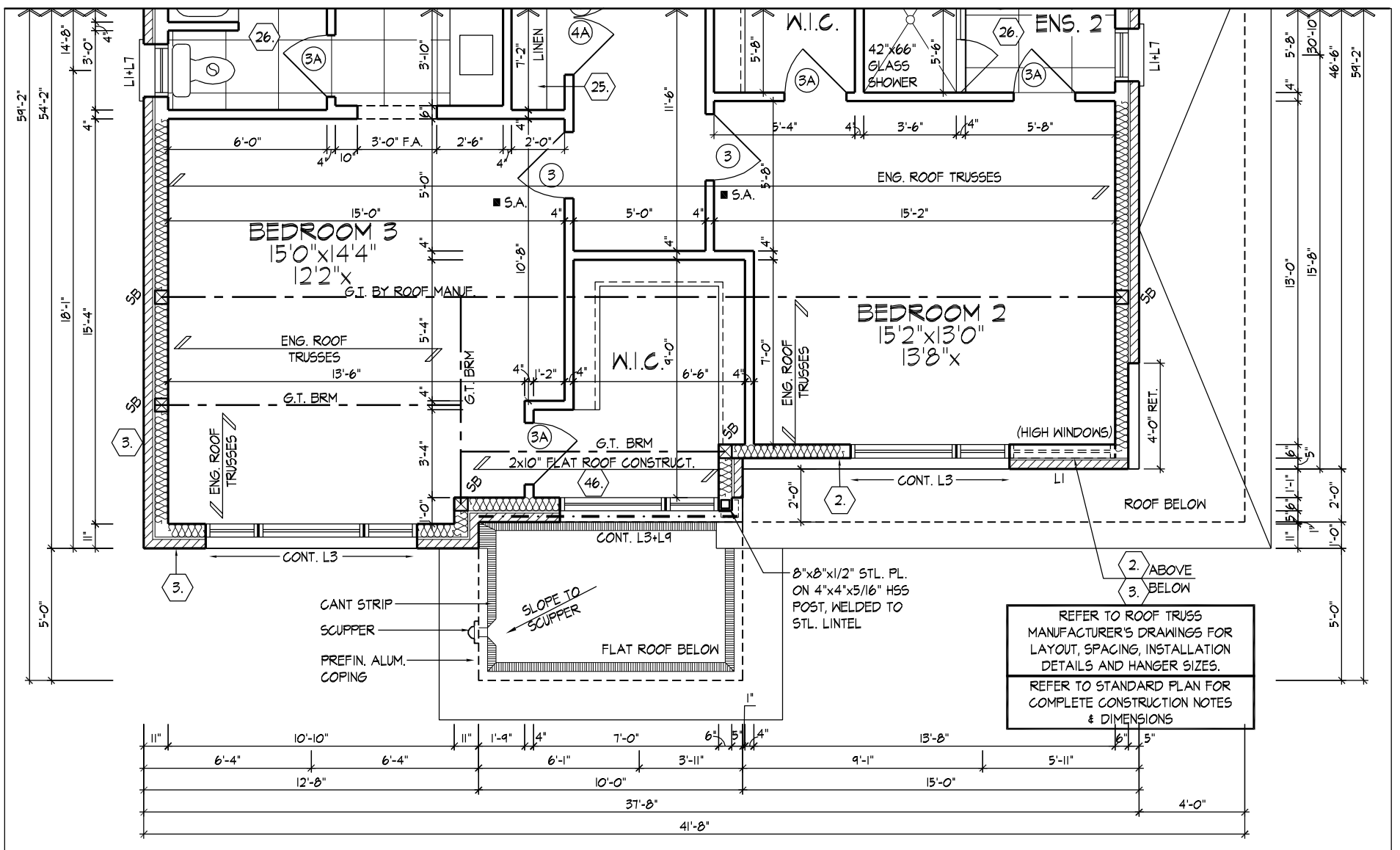
8966 Woodbine Ave., Suite 200, Markham, ON L3R 0J7 T 905.737.5133 F 905.737.7326

All drawings specifications related documents and design are the copyright property of Hunt Design Associates (H.D.A). Reproduction of this property in whole or in part is strictly prohibited without H.D.A.'s written permission (H.D.A. assumes no responsibility or liability for this property unless it bears the appropriate BCIN number and original signature.)





PART. OPT. SECOND FLOOR PLAN, ELEV. 'C'



SECOND FLOOR PLAN ELEV. 'C'

It is the builder's complete responsibility to ensure that all plans submitted for approval fully comply with the Architectural Guidelines and all applicable regulations and requirements including zoning provisions and any provisions in the subdivision agreement. The Control Architect is not responsible in any way for examining or approving site (lotting) plans or working drawings with respect to any zoning or building code or permit matter or that any house can be properly built or located on its lot.

This is to certify that these plans comply with the applicable Architectural Design Guidelines approved by the City of VAUGHAN.

**-PRELIMINARY-**

**PARTIAL SECOND FLOOR PLANS, ELEV. 'C'**

AWHITTING | TUE JUN 22 01:23 PM | K:\PROJECTS\2017\217020\GOLD\WORKING\SINGLES\501217020\W5008- BRCHWOOD.DWG

THE UNDERSIGNED HAS REVIEWED AND TAKES RESPONSIBILITY FOR THIS DESIGN AND HAS THE QUALIFICATIONS AND MEETS THE REQUIREMENTS SET OUT IN THE ONTARIO BUILDING CODE TO BE A DESIGNER.

QUALIFICATION INFORMATION  
Allan Whiting 23177  
NAME SIGNATURE BCIN  
REGISTRATION INFORMATION  
HUNT DESIGN ASSOCIATES INC. 19695

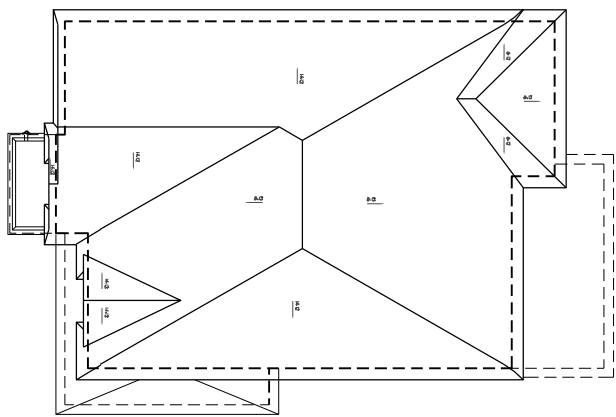
**HUNT**  
DESIGN ASSOCIATES INC.  
www.huntdesign.ca

**GOLDPARK HOMES - 217020**  
PINE VALLEY, VAUGHAN ONT.

**UNIT 5008- THE BIRCHWOOD**  
REV.2020.05.27

Drawn By JK Checked By AW Scale 3/16"=1'-0" File Number 217020WS5008 Page Number 9 of 25  
8966 Woodbine Ave., Suite 200, Markham, ON L3R 0J7 T 905.737.5133 F 905.737.7326

All drawings specifications related documents and design are the copyright property of Hunt Design Associates (H.D.A). Reproduction of this property in whole or in part is strictly prohibited without H.D.A.'s written permission (H.D.A. assumes no responsibility or liability for this property unless it bears the appropriate BCIN number and original signature).



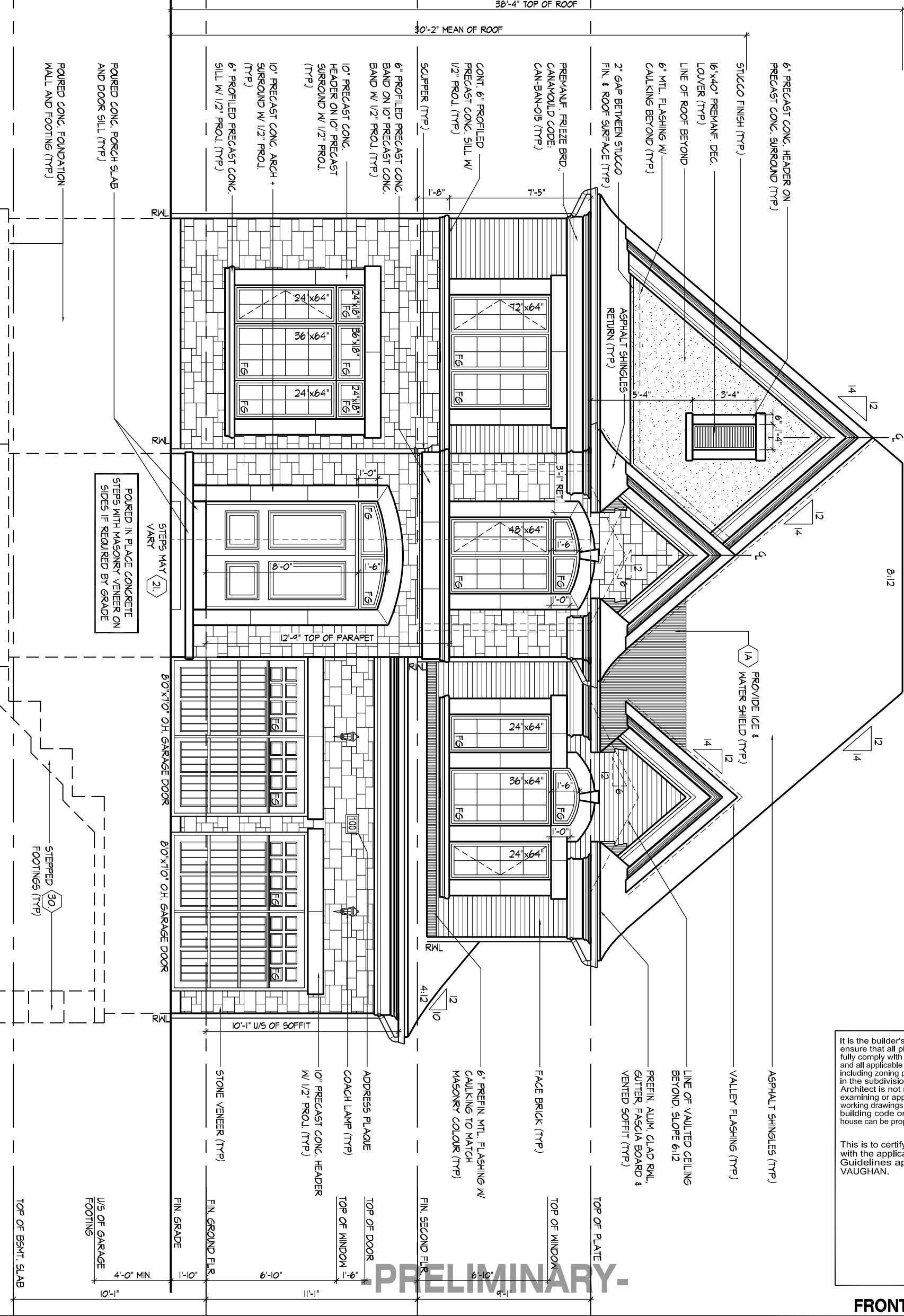
ROOF PLAN, EL. 'A'  
N.T.S.

ROOF OVERHANGS ARE TO BE 15" UNLESS NOTED OTHERWISE

It is the builder's complete responsibility to ensure that all plans submitted for approval fully comply with the Architectural Guidelines and all applicable regulations and requirements including zoning provisions and any provisions in the subdivision agreement. The Control Architect is not responsible in any way for examining or approving site (lotting) plans or working drawings with respect to any zoning or building code or permit matter or that any house can be properly built or located on its lot.

This is to certify that these plans comply with the applicable Architectural Design Guidelines approved by the City of VAUGHAN.

FRONT ELEVATION 'A'



FRONT ELEVATION 'A'

PRELIMINARY.

THE UNDERSIGNED HAS REVIEWED AND TAKES RESPONSIBILITY FOR THIS DESIGN AND HAS THE QUALIFICATIONS AND MEETS THE REQUIREMENTS SET OUT IN THE ONTARIO BUILDING CODE TO BE A DESIGNER.  
 QUALIFICATION INFORMATION  
 Allan Whiting  
 NAME REGISTRATION INFORMATION HUNT DESIGN ASSOCIATES INC. 23177  
 SIGNATURE BCIN 19895

**HUNT**  
 DESIGN ASSOCIATES INC.  
 www.huntdesign.ca

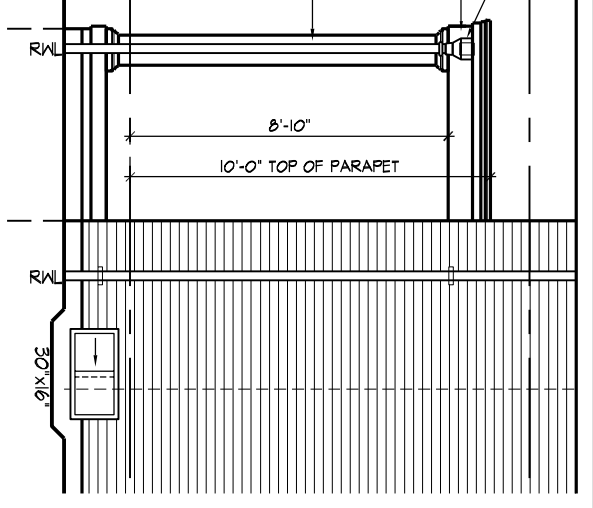
**GOLDPARK HOMES - 217020**  
 PINE VALLEY, VAUGHAN ONT.  
 Drawn By Checked By Scale  
 AW 3/16"=1'-0"

**UNIT 5008- THE BIRCHWOOD**  
 REV.2020.05.27  
 File Number Page Number  
 217020WS5008 10 of 25  
 8966 Woodbine Ave., Suite 200, Markham, ON L3R 0J7 T 905.737.5133 F 905.737.7326

All drawings specifications related documents and design are the copyright property of Hunt Design Associates (H.D.A). Reproduction of this property in whole or in part is strictly prohibited without H.D.A.'s written permission (H.D.A. assumes no responsibility or liability for this property unless it bears the appropriate BCIN number and original signature).

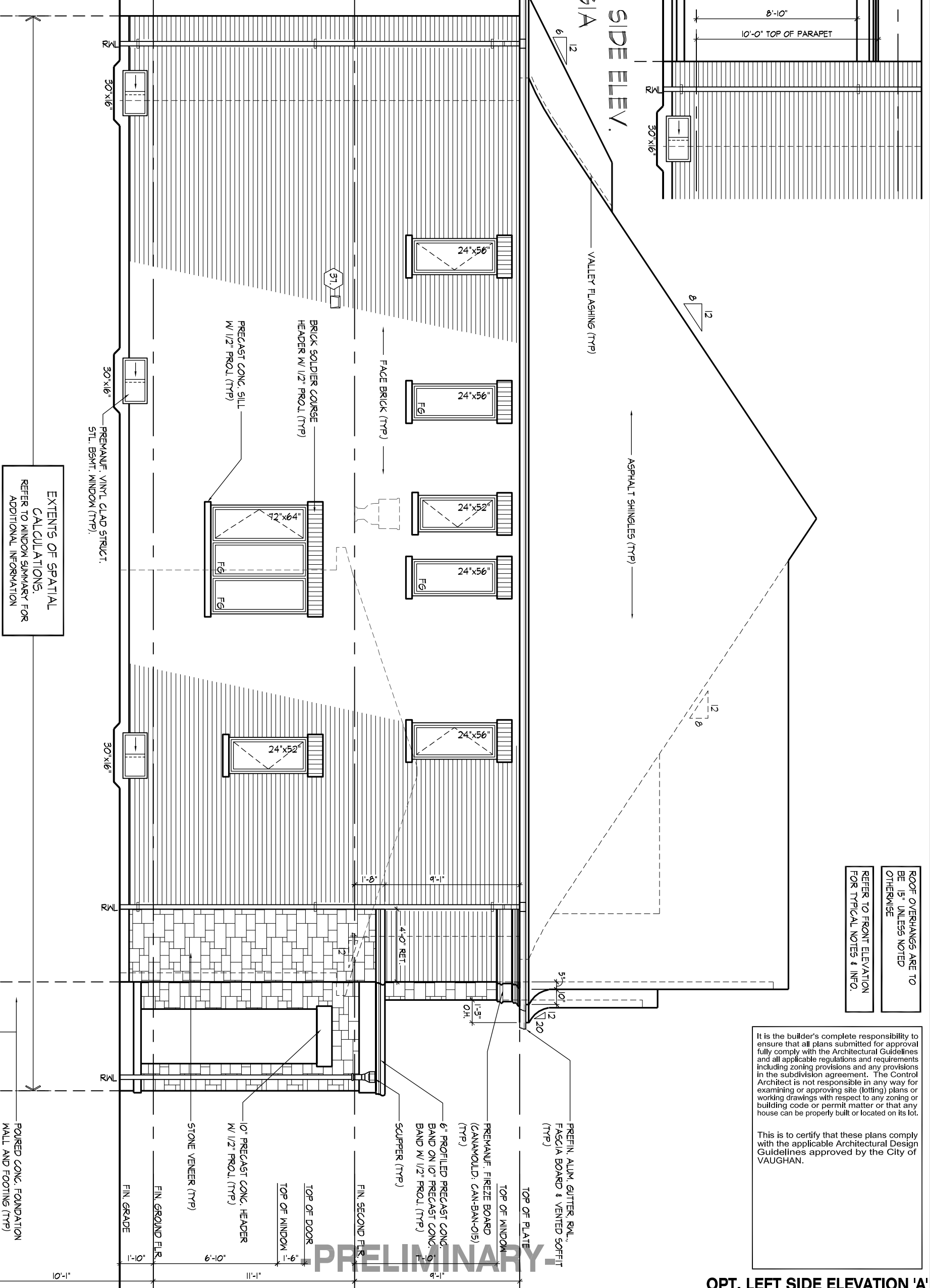


SCUPPER (TYP)  
 8" ALUM. CLAD MOOD TRIM W/ DRIE EDGE (TYP)  
 10"x10" PREF. HOLLOW COL. W/ CAP & BASE W/ INT. 6"x6" BUILT-UP WD. POST TIED TOP & BOTTOM (TYP)



PART. OPT. LEFT SIDE ELEV.  
 'A' W/ OPT. LOGGIA

WINDOW SUMMARY		PER O.B.C. TABLE 9.10.15.4	
QUAN.	H.D.	WINDOW / DOOR FRAME SIZE (S.F.)	
2	24" x 56"	13.33	
4	24" x 52"	28.89	
1	72" x 64"	28.33	
3	30" x 16"	6.50	
0	ARCH	0.00	
SPATIAL CALCULATION		EXPOSING BUILDING	
		1191.67	S.F.
		110.71	S.M.
		1191.67	S.F.
		110.71	S.M.
LIMITING DISTANCE		1.20	m
MAX. % OPENINGS		7.00	%
OPENINGS ALLOWED		83.42	S.F.
OPENINGS PROVIDED		77.06	S.F.
ADDITIONAL NOTES		GLAZED AREA CALCULATED W/ FRAME SIZE MINUS 2" AROUND ENTIRE PERIMETER	



EXTENTS OF SPATIAL CALCULATIONS, REFER TO WINDOW SUMMARY FOR ADDITIONAL INFORMATION

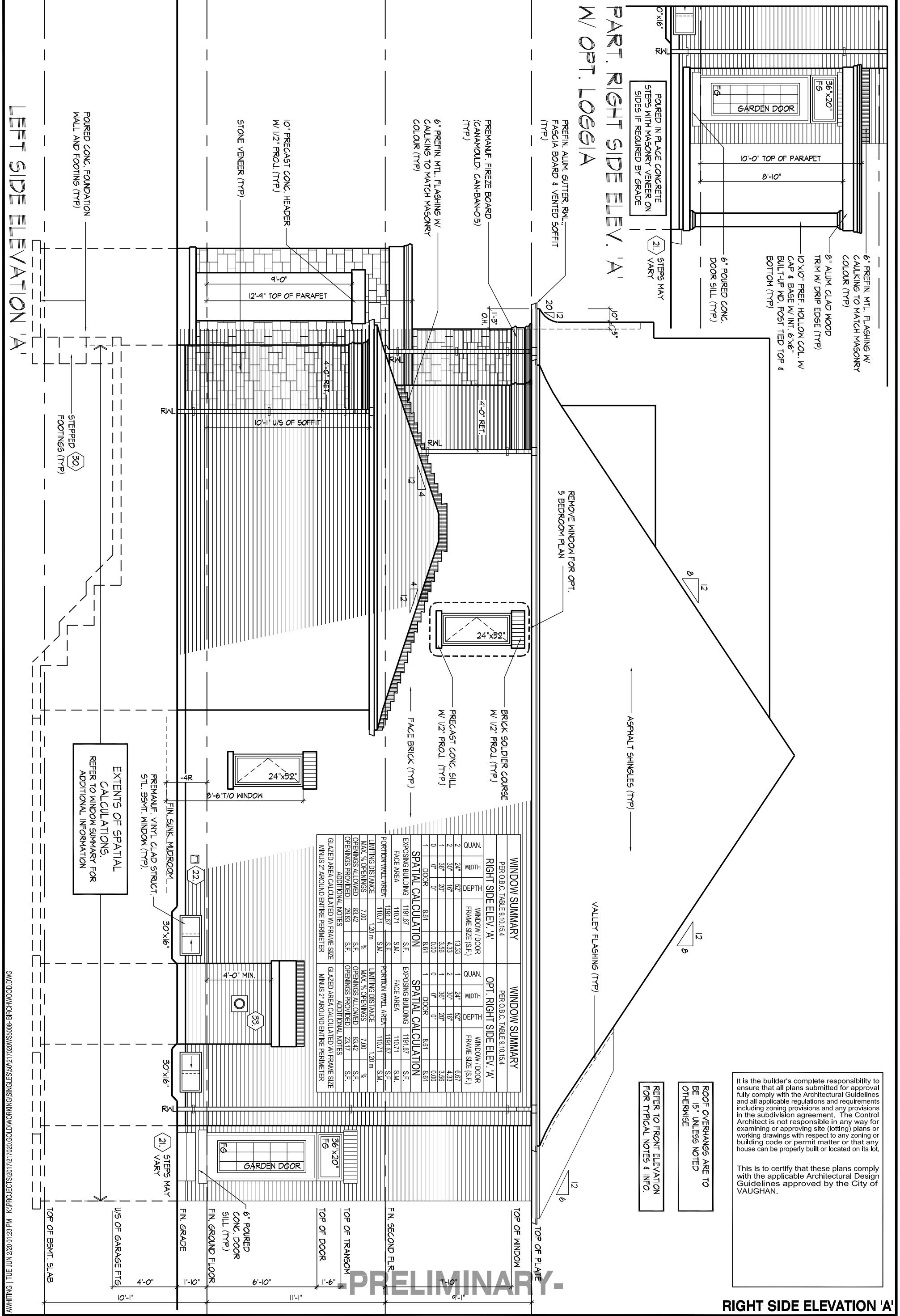
ROOF OVERHANGS ARE TO BE 15" UNLESS NOTED OTHERWISE  
 REFER TO FRONT ELEVATION FOR TYPICAL NOTES & INFO.

It is the builder's complete responsibility to ensure that all plans submitted for approval fully comply with the Architectural Guidelines and all applicable regulations and requirements including zoning provisions and any provisions in the subdivision agreement. The Control Architect is not responsible in any way for examining or approving site (lotting) plans or working drawings with respect to any zoning or building code or permit matter or that any house can be properly built or located on its lot.

This is to certify that these plans comply with the applicable Architectural Design Guidelines approved by the City of VAUGHAN.

OPT. LEFT SIDE ELEVATION 'A'

OPT. LEFT SIDE ELEVATION 'A'



PART. RIGHT SIDE ELEV. 'A'  
W/ OPT. LOGGIA

RIGHT SIDE ELEVATION 'A'

WINDOW SUMMARY				WINDOW SUMMARY			
PER O.B.C. TABLE 9.10.13.4				PER O.B.C. TABLE 9.10.13.4			
QUAN.	H.M.	DEP.	FRAME SIZE (S.F.)	QUAN.	H.M.	DEP.	FRAME SIZE (S.F.)
2	24"	92"	13.33	1	24"	92"	6.67
2	30"	16"	4.33	2	30"	16"	4.33
1	36"	20"	3.36	1	36"	20"	3.36
0	0"	0"	0.00	0	0"	0"	0.00
1	DOOR	8.61	8.61	1	DOOR	8.61	8.61

SPATIAL CALCULATION				SPATIAL CALCULATION			
EXPOSING BUILDING	FACE AREA	S.F.	S.M.	EXPOSING BUILDING	FACE AREA	S.F.	S.M.
1191.67	110.71	1191.67	110.71	1191.67	110.71	1191.67	110.71
1181.67	110.71	1181.67	110.71	1181.67	110.71	1181.67	110.71

ADDITIONAL NOTES			
GLAZED AREA CALCULATED W/ FRAME SIZE	GLAZED AREA CALCULATED W/ FRAME SIZE	MINUS 2' AROUND ENTIRE PERIMETER	MINUS 2' AROUND ENTIRE PERIMETER
29.83	23.17		

It is the builder's complete responsibility to ensure that all plans submitted for approval fully comply with the Architectural Guidelines and all applicable regulations and requirements including zoning provisions and any provisions in the subdivision agreement. The Control Architect is not responsible in any way for examining or approving site (lotting) plans or working drawings with respect to any zoning or building code or permit matter or that any house can be properly built or located on its lot.

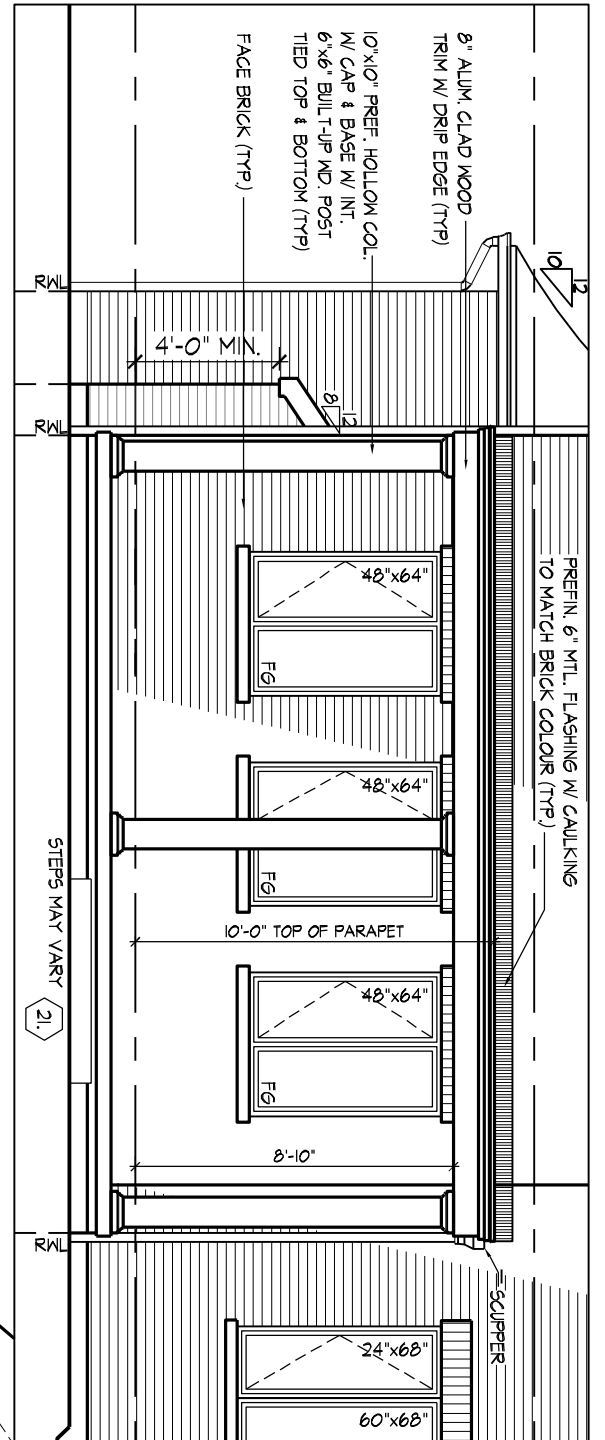
This is to certify that these plans comply with the applicable Architectural Design Guidelines approved by the City of VAUGHAN.

ROOF OVERHANGS ARE TO BE 15" UNLESS NOTED OTHERWISE

REFER TO FRONT ELEVATION FOR TYPICAL NOTES & INFO

PRELIMINARY





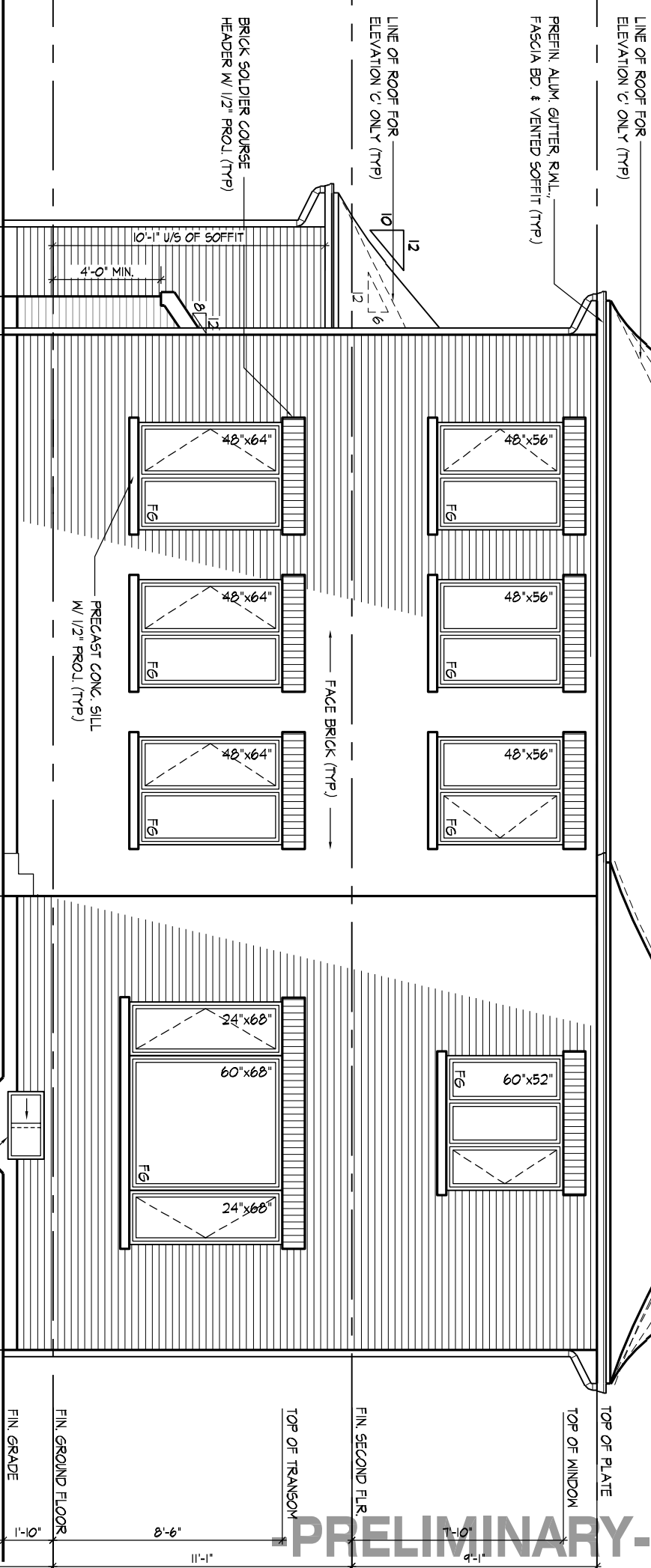
**PART. REAR ELEVATION 'A' W/ OPT. LOGGIA ('B' & 'C' SIMILAR)**

WINDOW SUMMARY			
PER O.B.C. TABLE 9.10.15.4			
REAR ELEVATION 'A'			
QUAN.	HT	DEPTH	WINDOW / DOOR FRAME SIZE (S.F.)
3	48"	56"	47.67
3	48"	64"	55.00
1	60"	52"	18.87
2	24"	88"	17.78
1	60"	88"	24.89
1	30"	16"	2.17
0	DOOR		0.00

SPATIAL CALCULATION			
EXPOSING BUILDING	876.33	S.F.	
FACE AREA	81.41	S.M.	
PORTION WALL AREA	876.33	S.F.	
PORTION WALL AREA	81.41	S.M.	
LIMITING DISTANCE	7.50m		
MAX. % OPENINGS	50.00	%	
OPENINGS ALLOWED	438.17	S.F.	
OPENINGS PROVIDED	168.17	S.F.	

ADDITIONAL NOTES  
GLAZED AREA CALCULATED W/ FRAME SIZE MINUS 2" AROUND ENTIRE PERIMETER



**REAR ELEVATION 'A', 'B' & 'C'**

POURED IN PLACE CONCRETE STEPS WITH MASONRY VENEER ON SIDES IF REQUIRED BY GRADE

ROOF OVERHANGS ARE TO BE 15" UNLESS NOTED OTHERWISE  
REFER TO FRONT ELEVATION FOR TYPICAL NOTES & INFO.

It is the builder's complete responsibility to ensure that all plans submitted for approval fully comply with the Architectural Guidelines and all applicable regulations and requirements including zoning provisions and any provisions in the subdivision agreement. The Control Architect is not responsible in any way for examining or approving site (lotting) plans or working drawings with respect to any zoning or building code or permit matter or that any house can be properly built or located on its lot.

This is to certify that these plans comply with the applicable Architectural Design Guidelines approved by the City of VAUGHAN.

**REAR ELEVATION 'A', 'B' & 'C'**

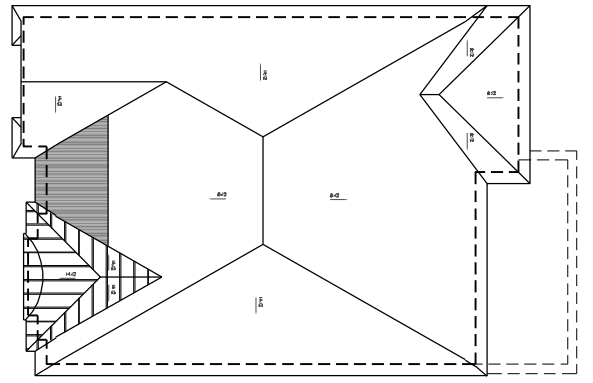
THE UNDERSIGNED HAS REVIEWED AND TAKES RESPONSIBILITY FOR THIS DESIGN AND HAS THE QUALIFICATIONS AND MEETS THE REQUIREMENTS SET OUT IN THE ONTARIO BUILDING CODE TO BE A DESIGNER.  
 QUALIFICATION INFORMATION  
 Allan Whiting  
 NAME REGISTRATION INFORMATION  
 HUNT DESIGN ASSOCIATES INC. 23177  
 SIGNATURE BCIN 19895

**HUNT**  
 DESIGN ASSOCIATES INC.  
 www.huntdesign.ca

**GOLDPARK HOMES - 217020**  
 PINE VALLEY, VAUGHAN ONT.  
 Drawn By JK  
 Checked By AW  
 Scale 3/16"=1'-0"

**UNIT 5008- THE BIRCHWOOD**  
 REV.2020.05.27  
 File Number 217020WS5008  
 Page Number 14 of 25  
 8966 Woodbine Ave., Suite 200, Markham, ON L3R 0J7 T 905.737.5133 F 905.737.7326

All drawings specifications related documents and design are the copyright property of Hunt Design Associates (H.D.A). Reproduction of this property in whole or in part is strictly prohibited without H.D.A.'s written permission (H.D.A. assumes no responsibility or liability for this property unless it bears the appropriate BCIN number and original signature).



ROOF PLAN, EL. B'  
NT.5.

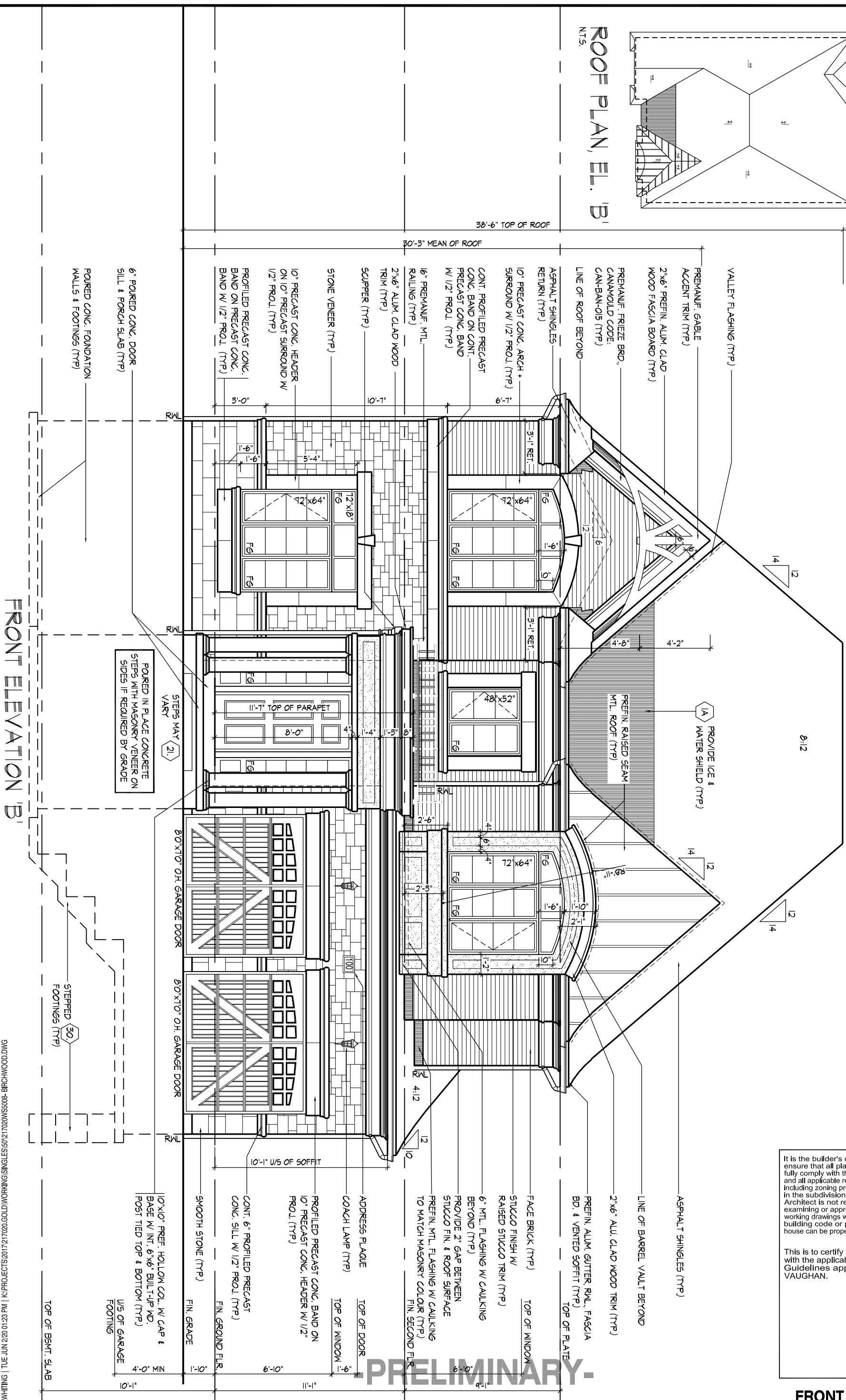
38'-6" TOP OF ROOF

30'-3" MEAN OF ROOF

ROOF OVERHANGS ARE TO BE 15" UNLESS NOTED OTHERWISE

It is the builder's complete responsibility to ensure that all plans submitted for approval fully comply with the Architectural Guidelines and all applicable regulations and requirements including zoning provisions and any provisions in the subdivision agreement. The Control Architect is not responsible in any way for examining or approving site (lotting) plans or working drawings with respect to any zoning or building code or permit matter or that any house can be properly built or located on its lot.

This is to certify that these plans comply with the applicable Architectural Design Guidelines approved by the City of VAUGHAN.



FRONT ELEVATION 'B'

FRONT ELEVATION 'B'

PRELIMINARY

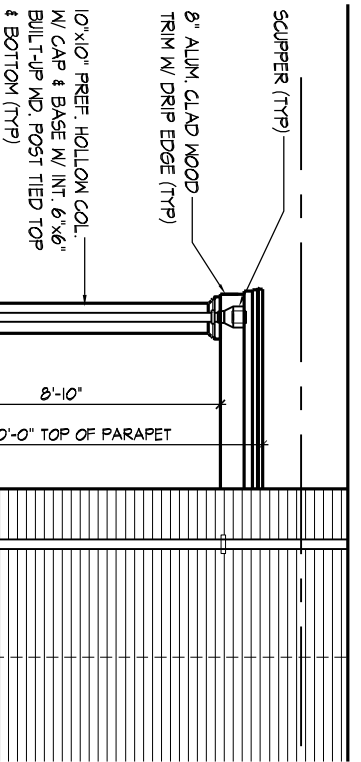
THE UNDERSIGNED HAS REVIEWED AND TAKES RESPONSIBILITY FOR THIS DESIGN AND HAS THE QUALIFICATIONS AND MEETS THE REQUIREMENTS SET OUT IN THE ONTARIO BUILDING CODE TO BE A DESIGNER.  
QUALIFICATION INFORMATION  
Allan Whiting  
NAME  
REGISTRATION INFORMATION  
HUNT DESIGN ASSOCIATES INC.  
23177  
BCIN  
19895

**HUNT**  
DESIGN ASSOCIATES INC.  
www.huntdesign.ca

**GOLDPARK HOMES - 217020**  
PINE VALLEY, VAUGHAN ONT.  
Drawn By JK  
Checked By AW  
Scale 3/16"=1'-0"

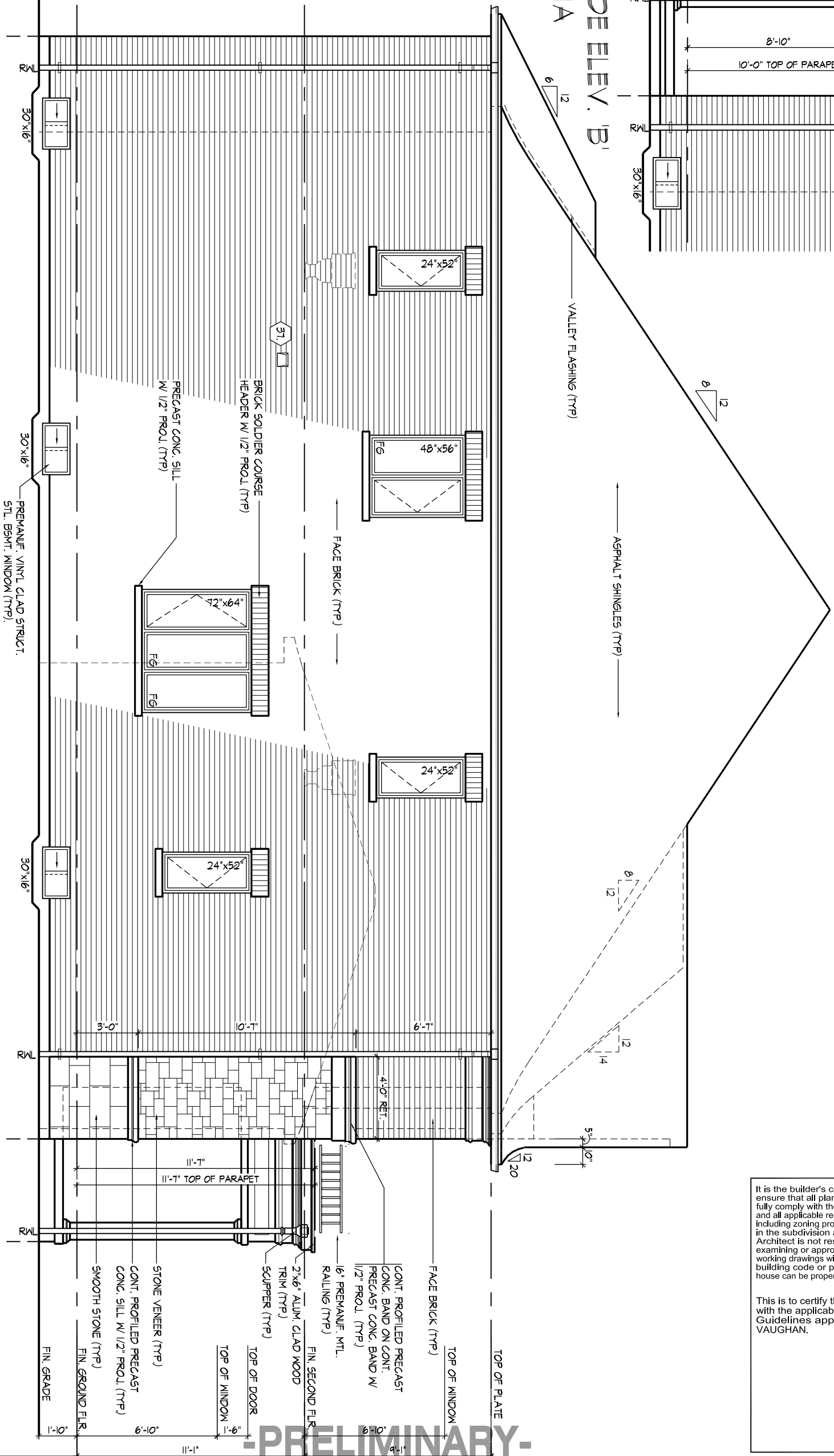
**UNIT 5008- THE BIRCHWOOD**  
REV.2020.05.27  
File Number 217020WS5008  
Page Number 15 of 25  
8966 Woodbine Ave., Suite 200, Markham, ON L3R 0J7  
T 905.737.5133 F 905.737.7326

All drawings specifications related documents and design are the copyright property of Hunt Design Associates (H.D.A). Reproduction of this property in whole or in part is strictly prohibited without H.D.A.'s written permission (H.D.A. assumes no responsibility or liability for this property unless it bears the appropriate BCIN number and original signature).



PART. LEFT SIDE ELEV. 'B'  
W/ OPT. LOGGIA

WINDOW SUMMARY		PER O.B.C. TABLE 9.10.15.4	
QUAN.	FRAME SIZE (S.F.)	WINDOW/DOOR	FRAME SIZE (S.F.)
3	24' x 52'		20.00
1	48' x 56'		15.89
3	30' x 16'		28.33
0	0' x 0'		6.50
0	ARCH		0.00
SPATIAL CALCULATION		GLAZED AREA CALCULATED W/ FRAME SIZE MINUS 2" AROUND ENTIRE PERIMETER	
EXPOSING BUILDING		FACE AREA	
1180.57		S.F.	
109.69		S.F.	
1180.57		S.F.	
109.69		S.F.	
PORTION WALL AREA		LIMITING DISTANCE	
1180.57		7.00	
109.69		1.20 m	
MAX. % OPENINGS		OPENINGS ALLOWED	
7.00		82.56	
ADDITIONAL NOTES		OPENINGS PROVIDED	
70.12		S.F.	



EXTENTS OF SPATIAL CALCULATIONS, REFER TO WINDOW SUMMARY FOR ADDITIONAL INFORMATION

ROOF OVERHANGS ARE TO BE 15" UNLESS NOTED OTHERWISE  
REFER TO FRONT ELEVATION FOR TYPICAL NOTES & INFO.

It is the builder's complete responsibility to ensure that all plans submitted for approval fully comply with the Architectural Guidelines and all applicable regulations and requirements including zoning provisions and any provisions in the subdivision agreement. The Control Architect is not responsible in any way for examining or approving site (lotting) plans or working drawings with respect to any zoning or building code or permit matter or that any house can be properly built or located on its lot.

This is to certify that these plans comply with the applicable Architectural Design Guidelines approved by the City of VAUGHAN.

**-PRELIMINARY-**

LEFT SIDE ELEVATION 'B'

GOLDPARK HOMES - 217020  
PINE VALLEY, VAUGHAN ONT.

UNIT 5008- THE BIRCHWOOD  
REV.2020.05.27

THE UNDERSIGNED HAS REVIEWED AND TAKES RESPONSIBILITY FOR THIS DESIGN AND HAS THE QUALIFICATIONS AND MEETS THE REQUIREMENTS SET OUT IN THE ONTARIO BUILDING CODE TO BE A DESIGNER.  
QUALIFICATION INFORMATION  
Allan Whiting  
NAME  
REGISTRATION INFORMATION  
HUNT DESIGN ASSOCIATES INC.

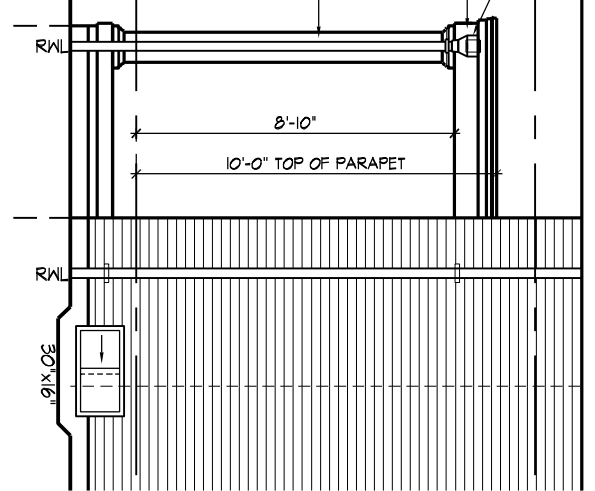
**HUNT**  
DESIGN ASSOCIATES INC.  
www.huntdesign.ca

Drawn By JK  
Checked By AW  
Scale 3/16"=1'-0"

File Number 217020WS5008  
Page Number 16 of 25  
8966 Woodbine Ave., Suite 200, Markham, ON L3R 0J7  
T 905.737.5133 F 905.737.7326

All drawings specifications related documents and design are the copyright property of Hunt Design Associates (H.D.A). Reproduction of this property in whole or in part is strictly prohibited without H.D.A.'s written permission (H.D.A. assumes no responsibility or liability for this property unless it bears the appropriate BCIN number and original signature).

SCUPPER (TYP)  
 8" ALUM. CLAD WOOD TRIM W/ DRIP EDGE (TYP)  
 10"x10" PREF. HOLLOW COL. W/ CAP & BASE W/ INT. 6"x6" BUILT-UP W/D POST TIED TOP & BOTTOM (TYP)



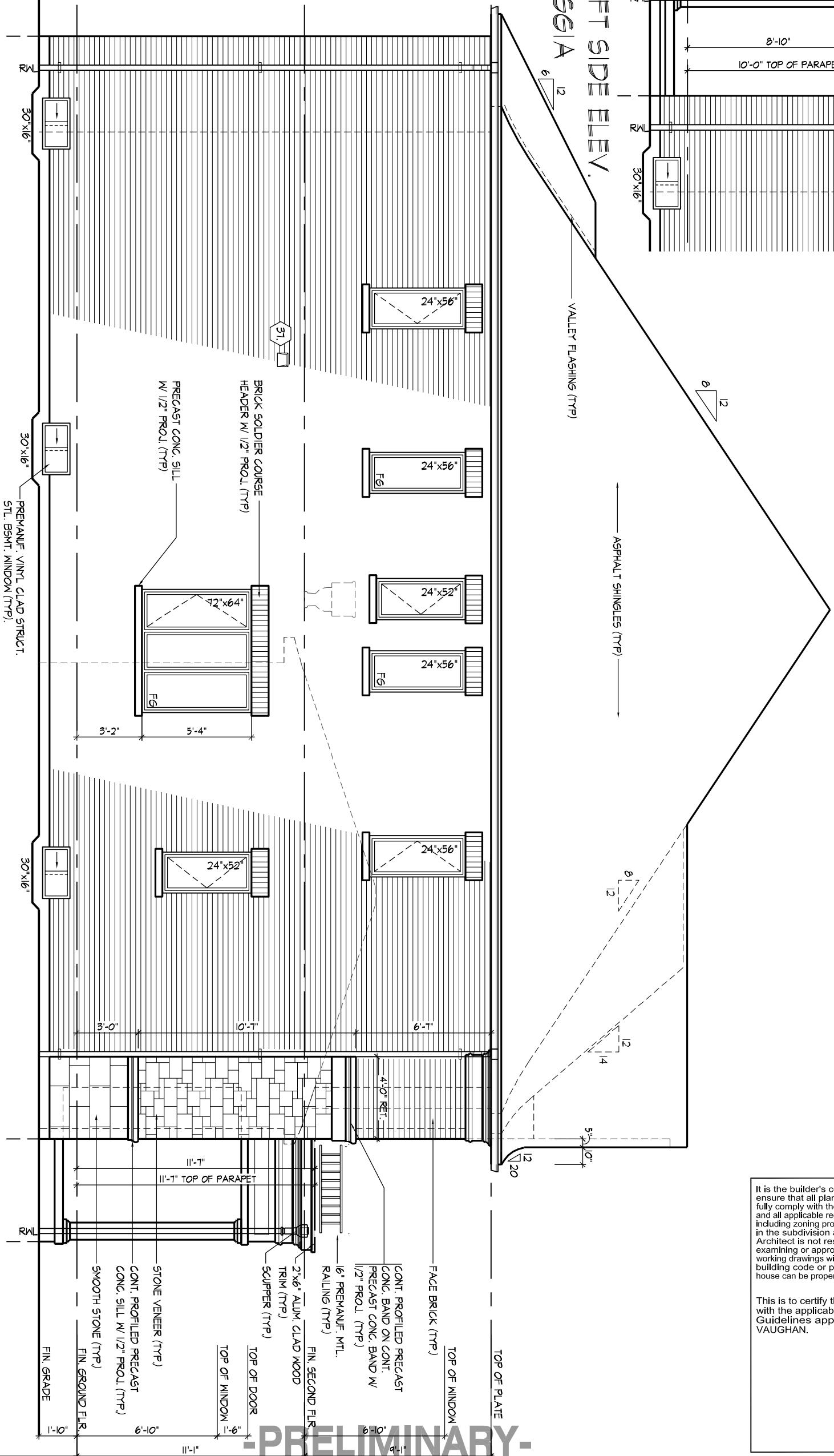
PART. OPT. LEFT SIDE ELEV.  
 'B' W/ OPT. LOGGIA

WINDOW SUMMARY		
PER O.B.C. TABLE 9.10.15.4		
OPT. LEFT SIDE ELEV. 'B'		
QUAN.	WIDTH	DEPTH
4	24"	52"
2	48"	56"
1	72"	64"
3	30"	16"
0	0"	0"
0	0"	0"

SPATIAL CALCULATION		
EXPOSING BUILDING	1180.67	S.F.
FACE AREA	109.89	S.M.
PORTION WALL AREA	1180.67	S.F.
	109.89	S.M.
LIMITING DISTANCE	1.20	m
MAX. % OPENINGS	7.00	%
OPENINGS ALLOWED	82.65	S.F.
OPENINGS PROVIDED	83.28	S.F.

ADDITIONAL NOTES  
 GLAZED AREA CALCULATED W/ FRAME SIZE MINUS 2" AROUND ENTIRE PERIMETER



EXTENTS OF SPATIAL CALCULATIONS. REFER TO WINDOW SUMMARY FOR ADDITIONAL INFORMATION

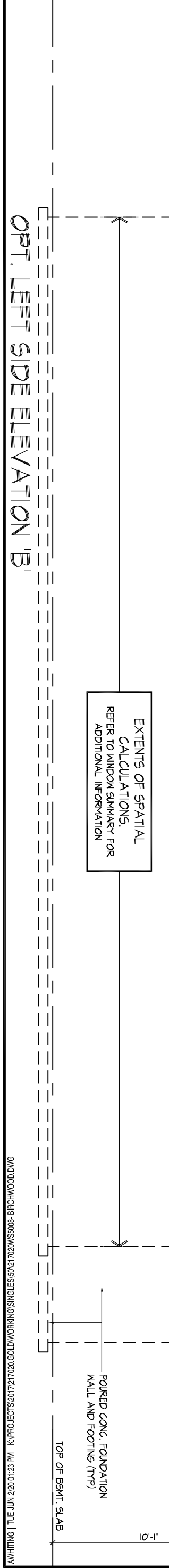
ROOF OVERHANGS ARE TO BE 15" UNLESS NOTED OTHERWISE  
 REFER TO FRONT ELEVATION FOR TYPICAL NOTES & INFO.

It is the builder's complete responsibility to ensure that all plans submitted for approval fully comply with the Architectural Guidelines and all applicable regulations and requirements including zoning provisions and any provisions in the subdivision agreement. The Control Architect is not responsible in any way for examining or approving site (lotting) plans or working drawings with respect to any zoning or building code or permit matter or that any house can be properly built or located on its lot.

This is to certify that these plans comply with the applicable Architectural Design Guidelines approved by the City of VAUGHAN.

**-PRELIMINARY-**

OPT. LEFT SIDE ELEVATION 'B'



THE UNDERSIGNED HAS REVIEWED AND TAKES RESPONSIBILITY FOR THIS DESIGN AND HAS THE QUALIFICATIONS AND MEETS THE REQUIREMENTS SET OUT IN THE ONTARIO BUILDING CODE TO BE A DESIGNER.  
 QUALIFICATION INFORMATION  
 Allan Whiting 23177  
 NAME REGISTRATION INFORMATION SIGNATURE BCIN  
 HUNT DESIGN ASSOCIATES INC. 19695

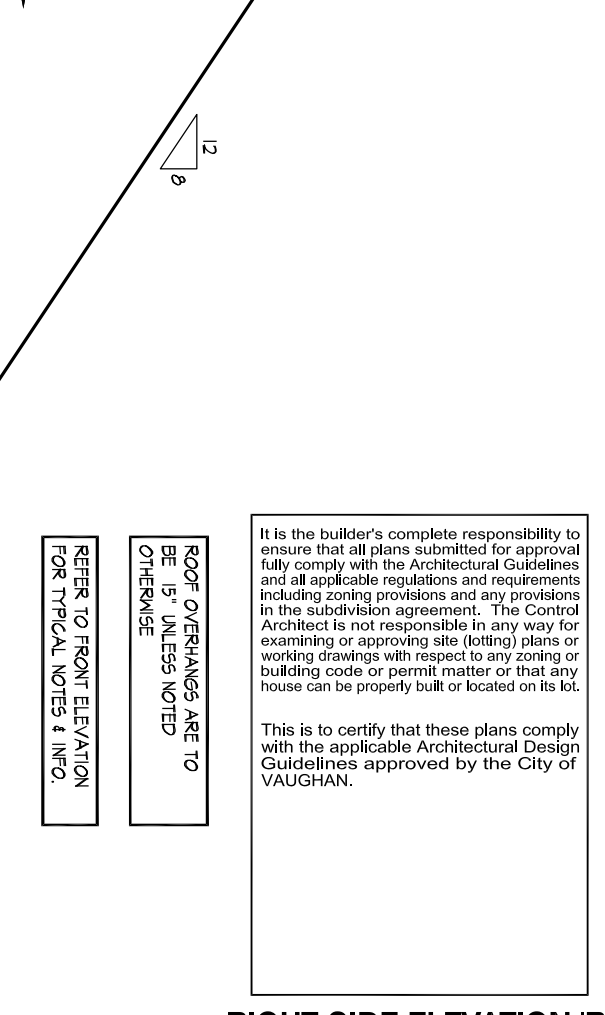
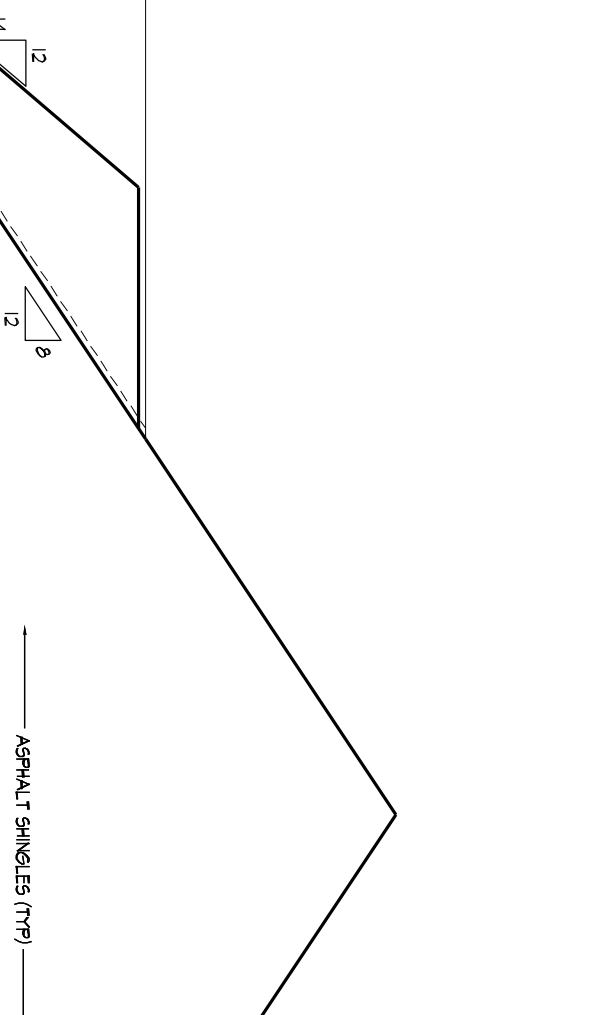
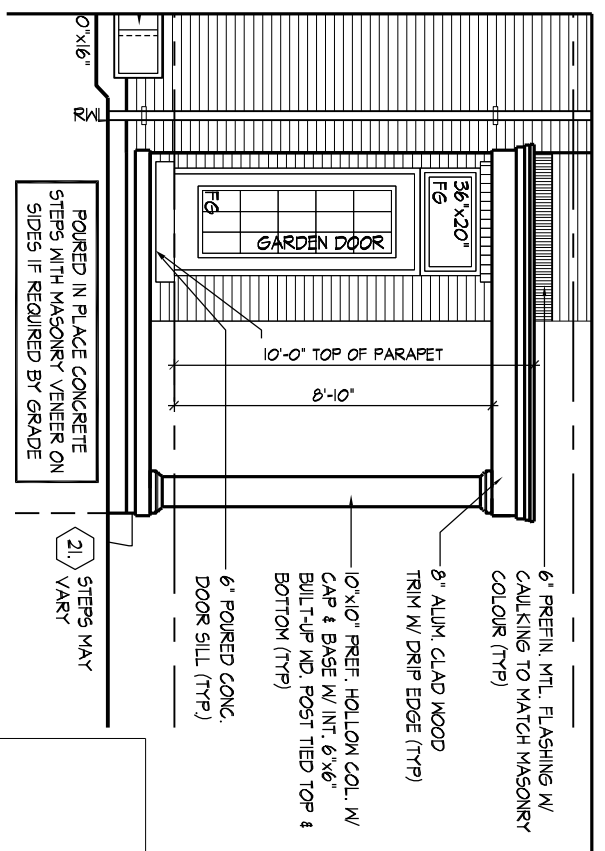
**HUNT**  
 DESIGN ASSOCIATES INC.  
 www.huntdesign.ca

**GOLDPARK HOMES - 217020**  
 PINE VALLEY, VAUGHAN ONT.  
 Drawn By JK  
 Checked By AW  
 Scale 3/16"=1'-0"

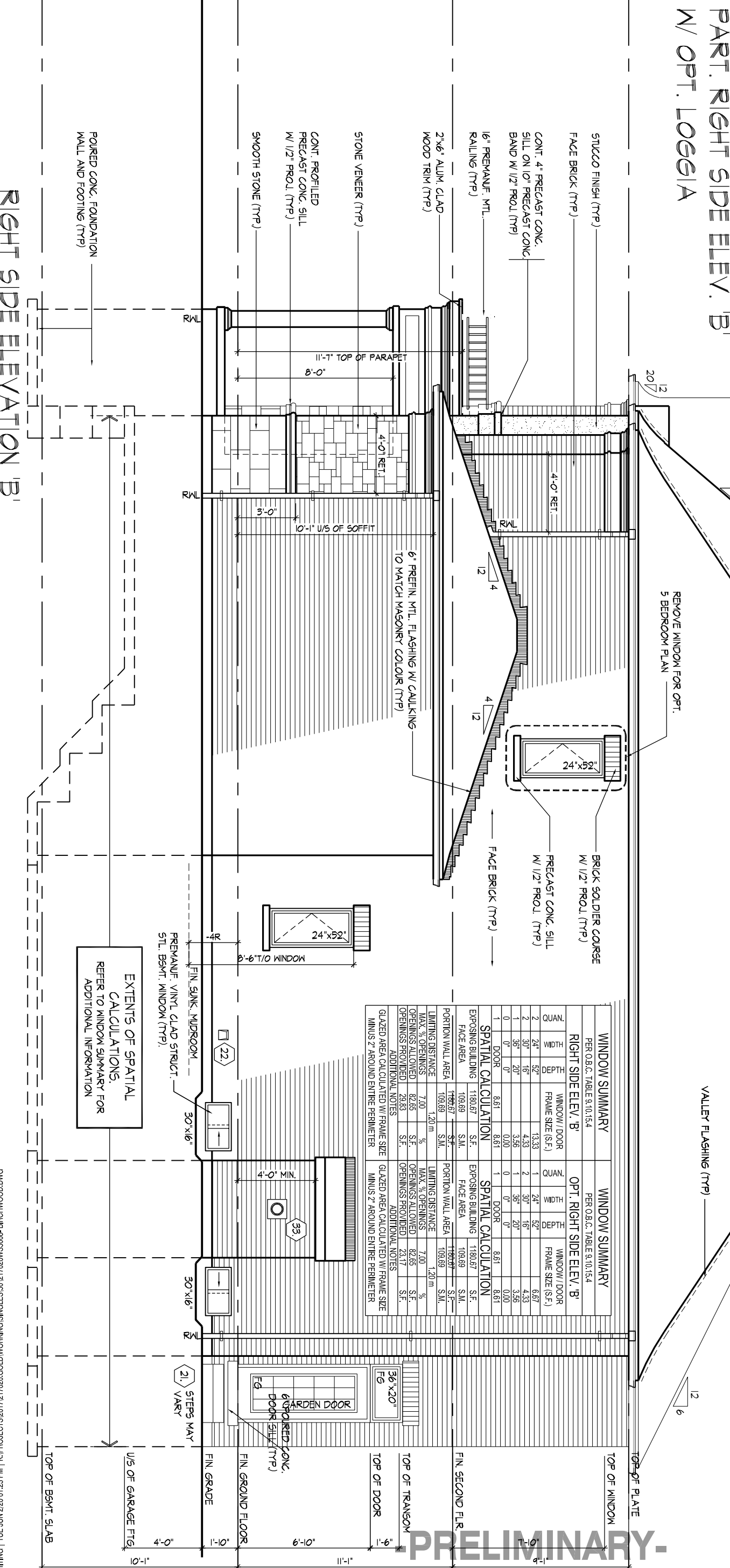
**UNIT 5008- THE BIRCHWOOD**  
 REV.2020.05.27  
 File Number 217020WS5008  
 Page Number 17 of 25  
 8966 Woodbine Ave., Suite 200, Markham, ON L3R 0J7 T 905.737.5133 F 905.737.7326

All drawings specifications related documents and design are the copyright property of Hunt Design Associates (H.D.A). Reproduction of this property in whole or in part is strictly prohibited without H.D.A.'s written permission (H.D.A. assumes no responsibility or liability for this property unless it bears the appropriate BCIN number and original signature).

PART. RIGHT SIDE ELEV. 'B'  
W/ OPT. LOGGIA



RIGHT SIDE ELEVATION 'B'



WINDOW SUMMARY				WINDOW SUMMARY			
PER O.B.C. TABLE 9.10.15.4				PER O.B.C. TABLE 9.10.15.4			
QTY	SIZE	FRAME SIZE (S.F.)	WINDOW / DOOR	QTY	SIZE	FRAME SIZE (S.F.)	WINDOW / DOOR
2	24" x 52"	13.33	1	24" x 52"	6.67	1	DOOR
2	30" x 16"	4.33	2	30" x 16"	4.33	2	DOOR
1	36" x 20"	3.56	1	36" x 20"	3.56	1	DOOR
0	0"	0.00	0	0"	0.00	0	DOOR
1	DOOR	8.61	1	DOOR	8.61	1	DOOR

SPATIAL CALCULATION				SPATIAL CALCULATION			
EXPOSING BUILDING				EXPOSING BUILDING			
FACE AREA	S.F.	S.M.	S.F.	FACE AREA	S.F.	S.M.	S.F.
1180.67	1180.67	108.89	1180.67	1180.67	1180.67	108.89	1180.67
108.89	108.89	10.89	108.89	108.89	108.89	10.89	108.89
148.67	148.67	14.87	148.67	148.67	148.67	14.87	148.67

GLAZED AREA CALCULATED W/ FRAME SIZE MINUS 2" AROUND ENTIRE PERIMETER				GLAZED AREA CALCULATED W/ FRAME SIZE MINUS 2" AROUND ENTIRE PERIMETER			
PORTION WALL AREA	S.F.	%	PORTION WALL AREA	S.F.	%	PORTION WALL AREA	S.F.
1180.67	1180.67	100%	1180.67	1180.67	100%	1180.67	1180.67
108.89	108.89	9%	108.89	108.89	9%	108.89	108.89
148.67	148.67	12%	148.67	148.67	12%	148.67	148.67

EXTENTS OF SPATIAL CALCULATIONS. REFER TO WINDOW SUMMARY FOR ADDITIONAL INFORMATION

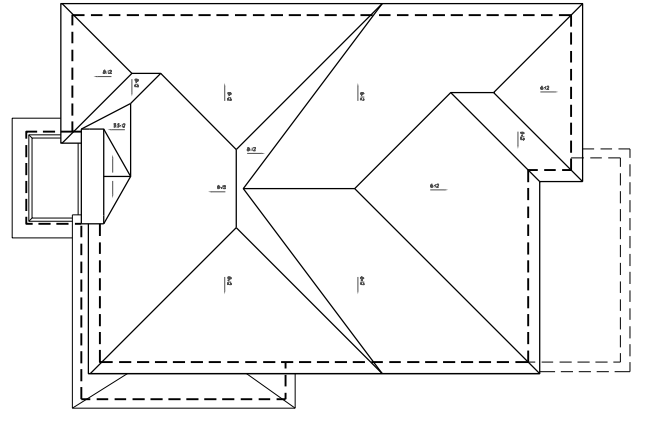
ROOF OVERHANGS ARE TO BE 15" UNLESS NOTED OTHERWISE

It is the builder's complete responsibility to ensure that all plans submitted for approval fully comply with the Architectural Guidelines and all applicable regulations and requirements including zoning provisions and any provisions in the subdivision agreement. The Control Architect is not responsible in any way for examining or approving site (lotting) plans or working drawings with respect to any zoning or building code or permit matter or that any house can be properly built or located on its lot.

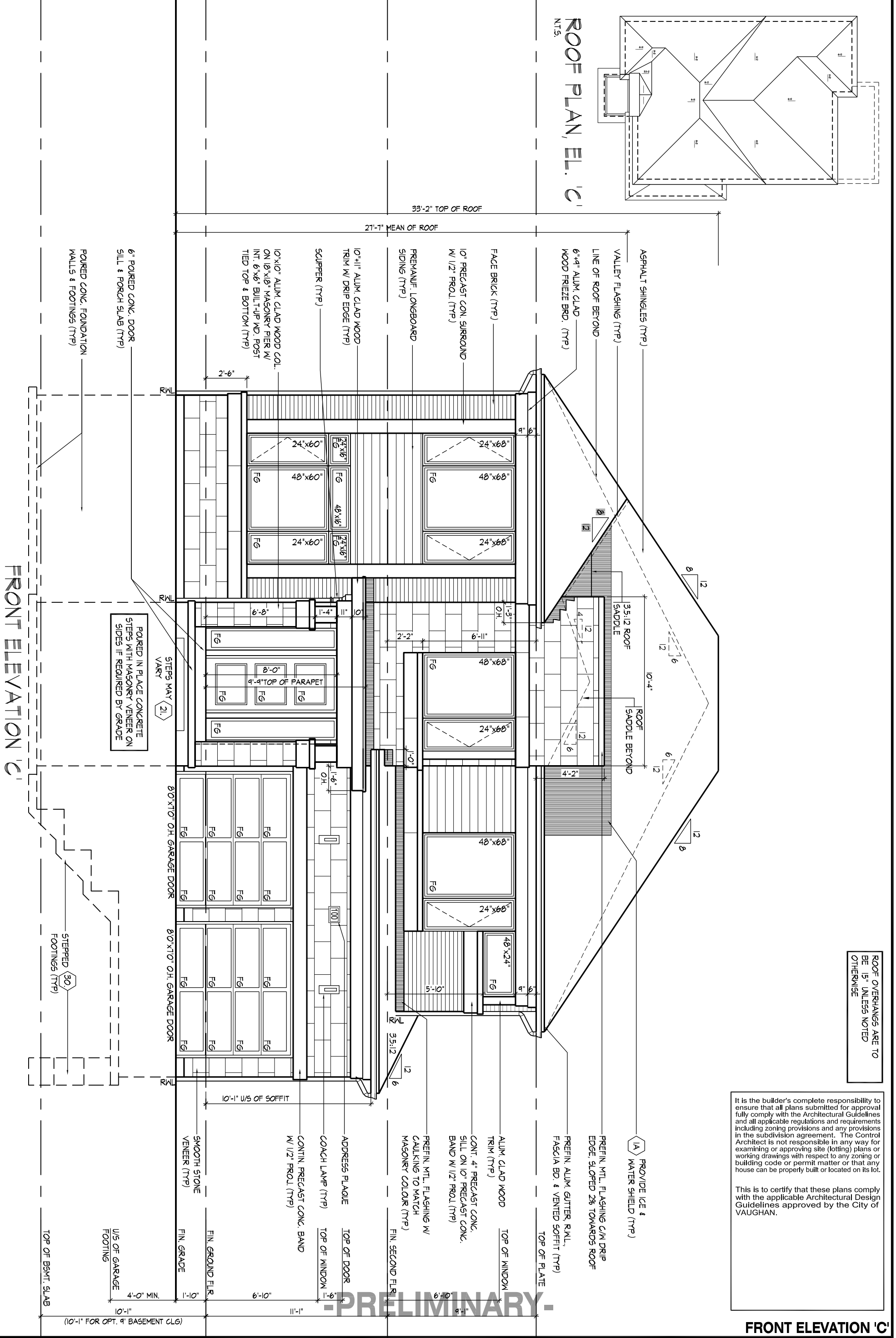
This is to certify that these plans comply with the applicable Architectural Design Guidelines approved by the City of VAUGHAN.

RIGHT SIDE ELEVATION 'B'





ROOF PLAN, EL. 'C'  
NT.5.



FRONT ELEVATION 'C'

ROOF OVERHANGS ARE TO BE 15" UNLESS NOTED OTHERWISE

It is the builder's complete responsibility to ensure that all plans submitted for approval fully comply with the Architectural Guidelines and all applicable regulations and requirements including zoning provisions and any provisions in the subdivision agreement. The Control Architect is not responsible in any way for examining or approving site (lotting) plans or working drawings with respect to any zoning or building code or permit matter or that any house can be properly built or located on its lot.

This is to certify that these plans comply with the applicable Architectural Design Guidelines approved by the City of VAUGHAN.

FRONT ELEVATION 'C'

AWHITTING | TUE JUN 22 20 01:23 PM | K:\PROJECTS\2017\217020.GOLD\WORKING\SINGLES\501217020\55008-BRCHWOOD.DWG

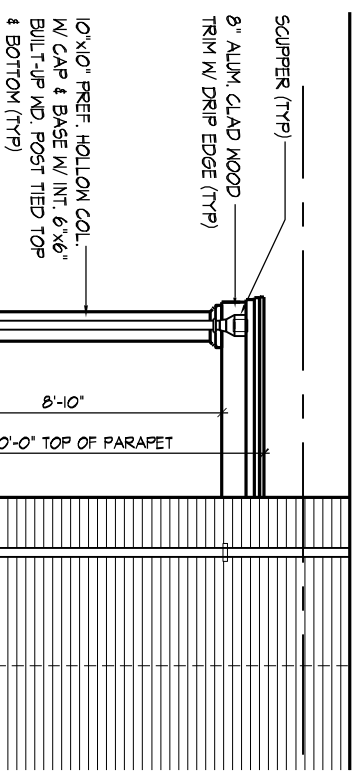
THE UNDERSIGNED HAS REVIEWED AND TAKES RESPONSIBILITY FOR THIS DESIGN AND HAS THE QUALIFICATIONS AND MEETS THE REQUIREMENTS SET OUT IN THE ONTARIO BUILDING CODE TO BE A DESIGNER.  
 QUALIFICATION INFORMATION  
 Allan Whiting 23177  
 NAME REGISTRATION INFORMATION SIGNATURE BCIN  
 HUNT DESIGN ASSOCIATES INC. 19695

**HUNT**  
 DESIGN ASSOCIATES INC.  
 www.huntdesign.ca

**GOLDPARK HOMES - 217020**  
 PINE VALLEY, VAUGHAN ONT.  
 Drawn By JK  
 Checked By AW  
 Scale 3/16"=1'-0"

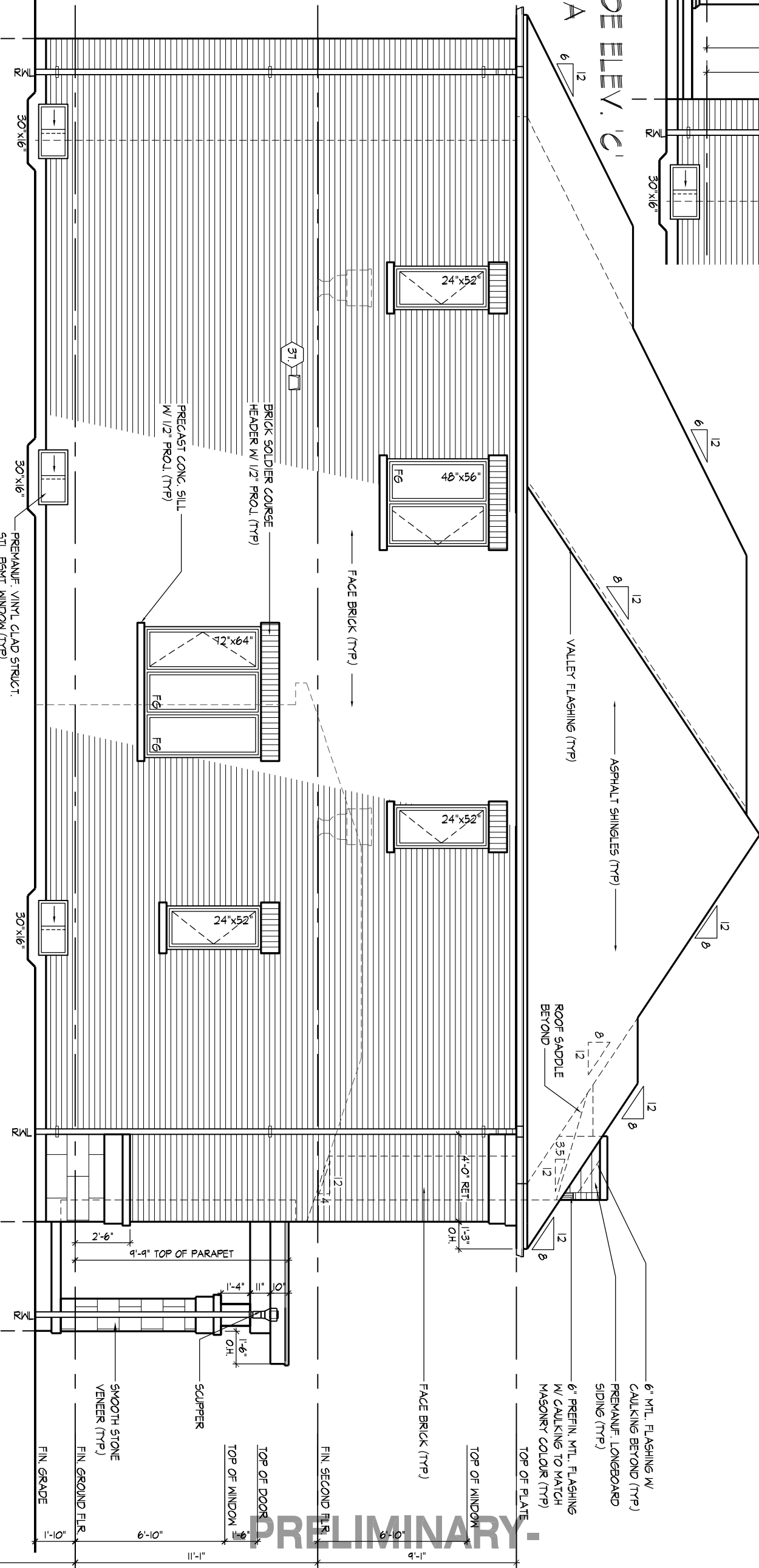
**UNIT 5008- THE BIRCHWOOD**  
 REV.2020.05.27  
 File Number 217020WS5008  
 Page Number 19 of 25  
 8966 Woodbine Ave., Suite 200, Markham, ON L3R 0J7 T 905.737.5133 F 905.737.7326

All drawings specifications related documents and design are the copyright property of Hunt Design Associates (H.D.A). Reproduction of this property in whole or in part is strictly prohibited without H.D.A.'s written permission (H.D.A. assumes no responsibility or liability for this property unless it bears the appropriate BCIN number and original signature).



**PART. LEFT SIDE ELEV. 'C'**  
**W/ OPT. LOGGIA**

WINDOW SUMMARY			
PER O.B.C. TABLE 9.10.15.4			
LEFT SIDE ELEV. 'C'			
QUAN.	W DTH	HGT	
3	24"	52"	
WINDOW / DOOR FRAME SIZE (S.F.)			
1	48"	56"	20.00
1	72"	64"	15.89
3	30"	16"	28.33
0	0"	0"	6.50
0	0"	0"	0.00
SPATIAL CALCULATION			
EXPOSING BUILDING	1191.67	S.F.	
FACE AREA	140.74	S.M.	
PORTION WALL AREA	1191.67	S.F.	
110.71	S.M.		
LIMITING DISTANCE	7.00	1.20 m %	
MAX. % OPENINGS	83.42	S.F.	
OPENINGS ALLOWED	70.72	S.F.	
OPENINGS PROVIDED	70.72	S.F.	
ADDITIONAL NOTES			
GLAZED AREA CALCULATED W/ FRAME SIZE MINUS 2" AROUND ENTIRE PERIMETER			



EXTENTS OF SPATIAL CALCULATIONS, REFER TO WINDOW SUMMARY FOR ADDITIONAL INFORMATION

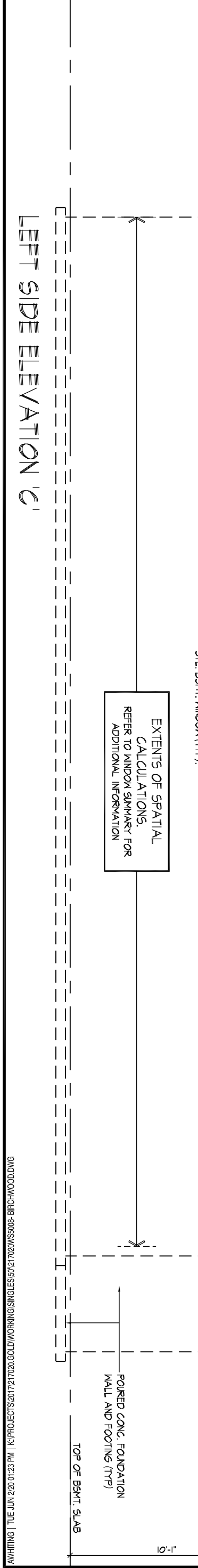
ROOF OVERHANGS ARE TO BE 15" UNLESS NOTED OTHERWISE  
REFER TO FRONT ELEVATION FOR TYPICAL NOTES & INFO.

It is the builder's complete responsibility to ensure that all plans submitted for approval fully comply with the Architectural Guidelines and all applicable regulations and requirements including zoning provisions and any provisions in the subdivision agreement. The Control Architect is not responsible in any way for examining or approving site (lotting) plans or working drawings with respect to any zoning or building code or permit matter or that any house can be properly built or located on its lot.

This is to certify that these plans comply with the applicable Architectural Design Guidelines approved by the City of VAUGHAN.

**PRELIMINARY**

**LEFT SIDE ELEVATION 'C'**



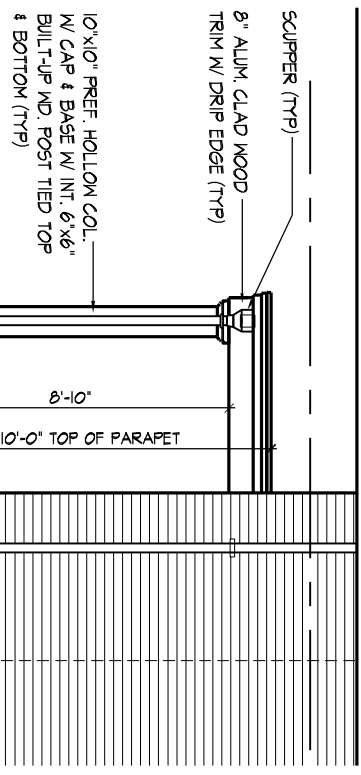
THE UNDERSIGNED HAS REVIEWED AND TAKES RESPONSIBILITY FOR THIS DESIGN AND HAS THE QUALIFICATIONS AND MEETS THE REQUIREMENTS SET OUT IN THE ONTARIO BUILDING CODE TO BE A DESIGNER.  
QUALIFICATION INFORMATION  
**Allan Whiting** 23177  
NAME REGISTRATION INFORMATION SIGNATURE BCIN  
HUNT DESIGN ASSOCIATES INC. 19695

**HUNT**  
DESIGN ASSOCIATES INC.  
www.huntdesign.ca

**GOLDPARK HOMES - 217020**  
**PINE VALLEY, VAUGHAN ONT.**  
Drawn By JK  
Checked By AW  
Scale 3/16"=1'-0"

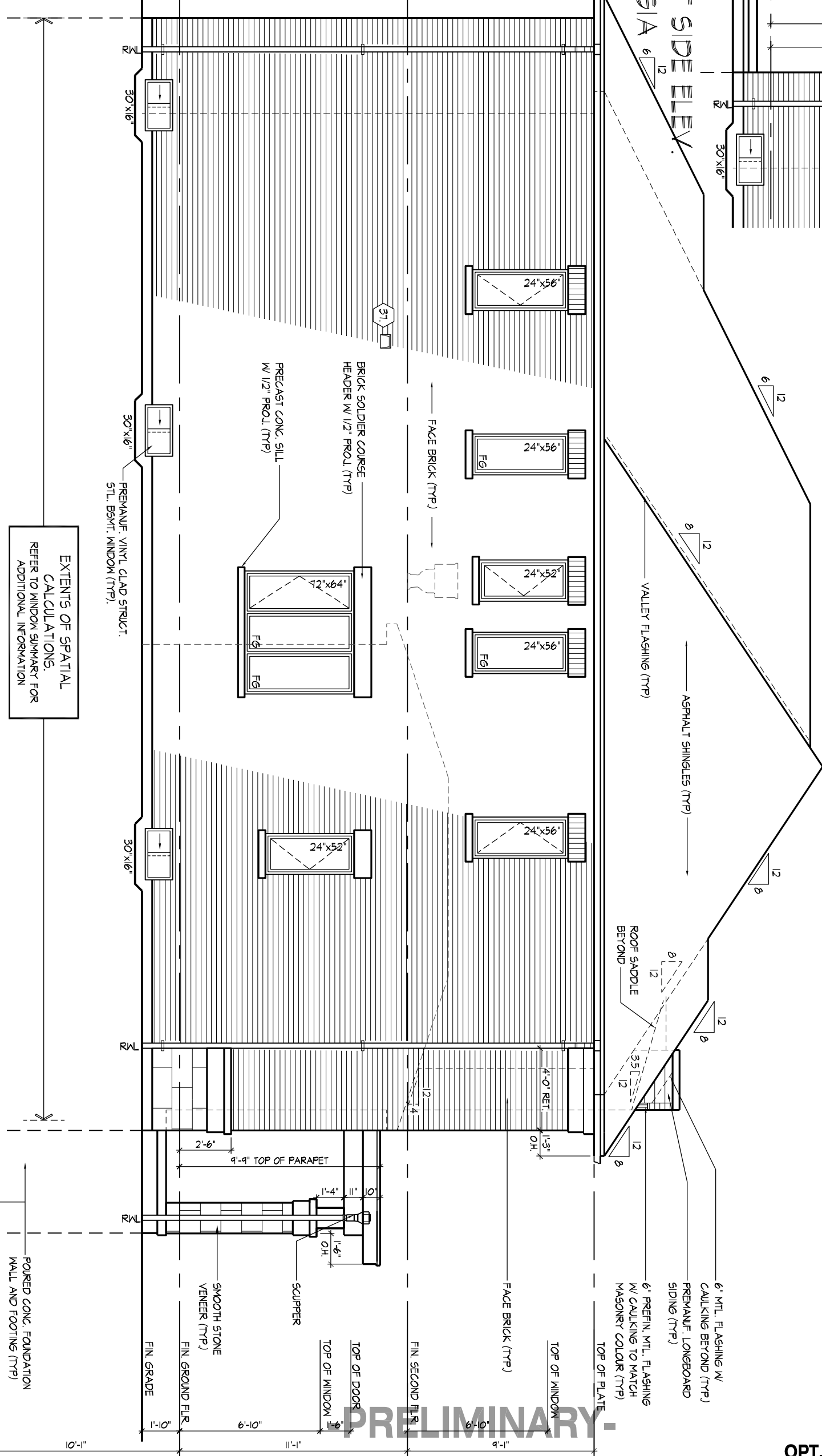
**UNIT 5008- THE BIRCHWOOD**  
**REV.2020.05.27**  
File Number 217020WS5008  
Page Number 20 of 25  
8966 Woodbine Ave., Suite 200, Markham, ON L3R 0J7 T 905.737.5133 F 905.737.7326

All drawings specifications related documents and design are the copyright property of Hunt Design Associates (H.D.A). Reproduction of this property in whole or in part is strictly prohibited without H.D.A.'s written permission (H.D.A. assumes no responsibility or liability for this property unless it bears the appropriate BCIN number and original signature).



**PART. OPT. LEFT SIDE ELEV. 'C'**  
**1' C' W/ OPT. LOGGIA**

WINDOW SUMMARY			
PER O.B.C. TABLE 9.10.15.4			
OPT. LEFT SIDE ELEV. 'C'			
QUAN.	WIDTH	DEPTH	WINDOW / DOOR FRAME SIZE (S.F.)
4	24"	52"	26.67
2	48"	56"	31.78
1	72"	64"	28.33
3	30"	16"	6.50
0	0"	0"	0.00
0	0"	0"	0.00
SPATIAL CALCULATION			
EMERGING BUILDING	1194.67	S.F.	
FACE AREA	110.71	S.M.	
PORTION WALL AREA	1191.87	S.F.	
PORTION WALL AREA	110.71	S.M.	
LIMITING DISTANCE	1.20	m	
MAX. % OPENINGS	7.00	%	
OPENINGS PROVIDED	83.42	S.F.	
OPENINGS PROVIDED	83.28	S.F.	
ADDITIONAL NOTES			
GLAZED AREA CALCULATED W/ FRAME SIZE MINUS 2" AROUND ENTIRE PERIMETER			



EXTENTS OF SPATIAL CALCULATIONS, REFER TO WINDOW SUMMARY FOR ADDITIONAL INFORMATION

ROOF OVERHANGS ARE TO BE 15" UNLESS NOTED OTHERWISE  
 REFER TO FRONT ELEVATION FOR TYPICAL NOTES & INFO.

It is the builder's complete responsibility to ensure that all plans submitted for approval fully comply with the Architectural Guidelines and all applicable regulations and requirements including zoning provisions and any provisions in the subdivision agreement. The Control Architect is not responsible in any way for examining or approving site (lotting) plans or working drawings with respect to any zoning or building code or permit matter or that any house can be properly built or located on its lot.

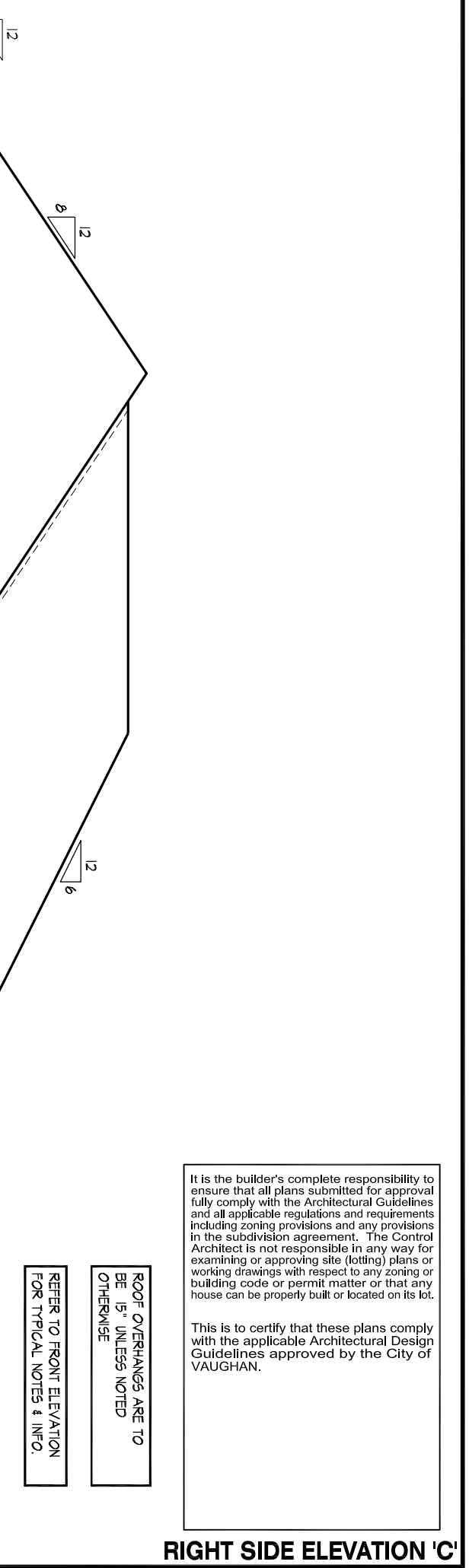
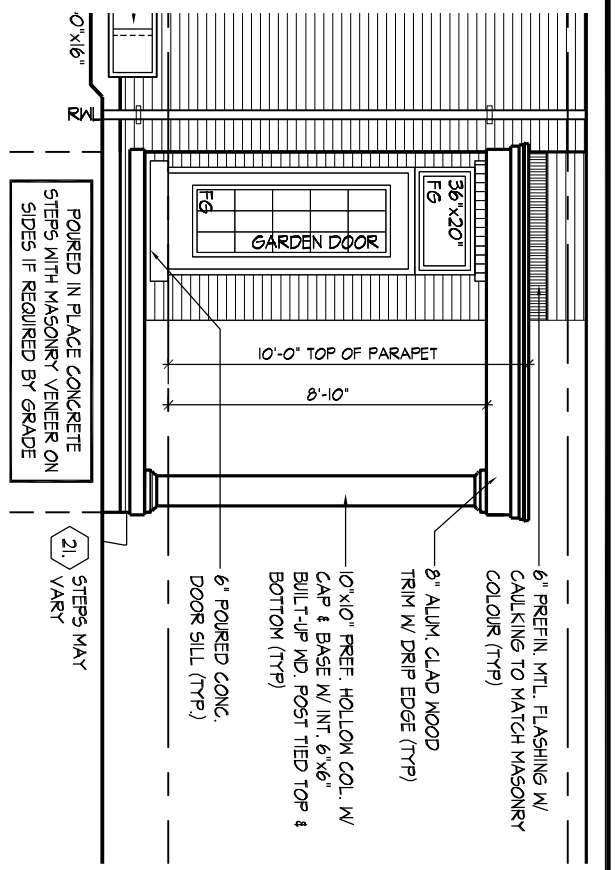
This is to certify that these plans comply with the applicable Architectural Design Guidelines approved by the City of VAUGHAN.

**OPT. LEFT SIDE ELEVATION 'C'**

OPT. LEFT SIDE ELEVATION 'C'

All drawings specifications related documents and design are the copyright property of Hunt Design Associates (H.D.A). Reproduction of this property in whole or in part is strictly prohibited without H.D.A.'s written permission (H.D.A. assumes no responsibility or liability for this property unless it bears the appropriate BCIN number and original signature).

# PART. RIGHT SIDE ELEV. 'C' W/OPT. LOGGIA



WINDOW SUMMARY				WINDOW SUMMARY			
PER O.B.C. TABLE 9.10.15.4				PER O.B.C. TABLE 9.10.15.4			
RIGHT SIDE ELEV. 'C'				OPT. RIGHT SIDE ELEV. 'C'			
QUAN.	WIDTH	DEPTH	WINDOW / DOOR FRAME SIZE (S.F.)	QUAN.	WIDTH	DEPTH	WINDOW / DOOR FRAME SIZE (S.F.)
2	24'	52'	13.33	2	24'	52'	6.67
2	30'	16'	4.32	2	30'	16'	4.32
1	36'	20'	3.56	1	36'	20'	3.56
0	0'	0'	0.00	0	0'	0'	0.00
1	DOOR	8.61	8.61	1	DOOR	8.61	8.61
<b>SPATIAL CALCULATION</b>				<b>SPATIAL CALCULATION</b>			
EXPOSING BUILDING		1191.67		EXPOSING BUILDING		1191.67	
FACE AREA		110.71		FACE AREA		110.71	
PORTION WALL AREA		1191.67		PORTION WALL AREA		1191.67	
LIMITING DISTANCE		1.20 m		LIMITING DISTANCE		1.20 m	
MAX. % OPENINGS		7.00 %		MAX. % OPENINGS		7.00 %	
OPENINGS ALLOWED		83.42		OPENINGS ALLOWED		83.42	
OPENINGS PROVIDED		29.83		OPENINGS PROVIDED		23.17	
ADDITIONAL NOTES				ADDITIONAL NOTES			
GLAZED AREA CALCULATED W/ FRAME SIZE MINUS 2" AROUND ENTIRE PERIMETER				GLAZED AREA CALCULATED W/ FRAME SIZE MINUS 2" AROUND ENTIRE PERIMETER			

EXTENTS OF SPATIAL CALCULATIONS. REFER TO WINDOW SUMMARY FOR ADDITIONAL INFORMATION

It is the builder's complete responsibility to ensure that all plans submitted for approval fully comply with the Architectural Guidelines and all applicable regulations and requirements including zoning provisions and any provisions in the subdivision agreement. The Control Architect is not responsible in any way for examining or approving site (lotting) plans or working drawings with respect to any zoning or building code or permit matter to that any house can be properly built or located on its lot.

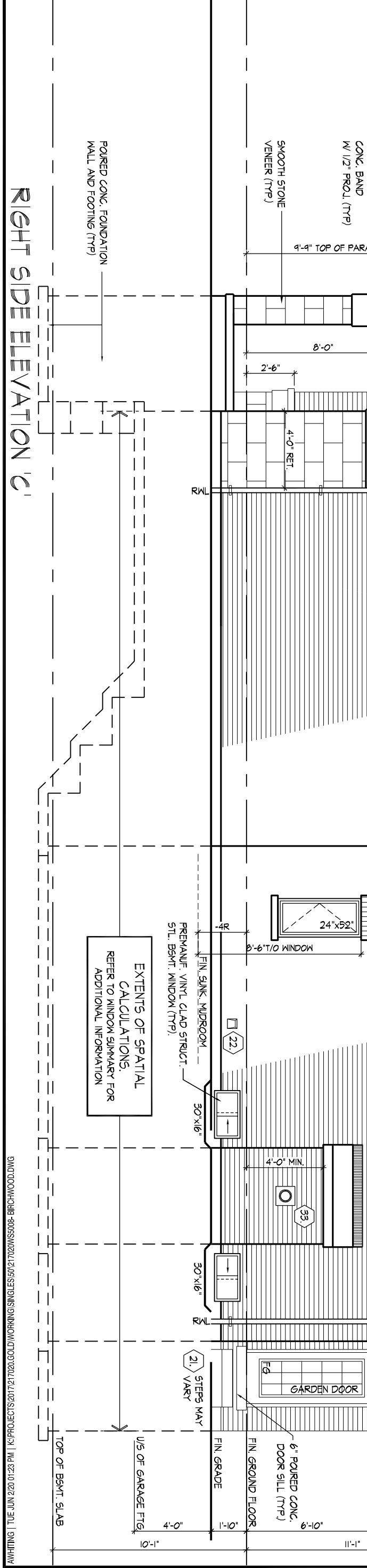
This is to certify that these plans comply with the applicable Architectural Design Guidelines approved by the City of VAUGHAN.

ROOF OVERHANGS ARE TO BE 15" UNLESS NOTED OTHERWISE

REFER TO FRONT ELEVATION FOR TYPICAL NOTES & INFO.

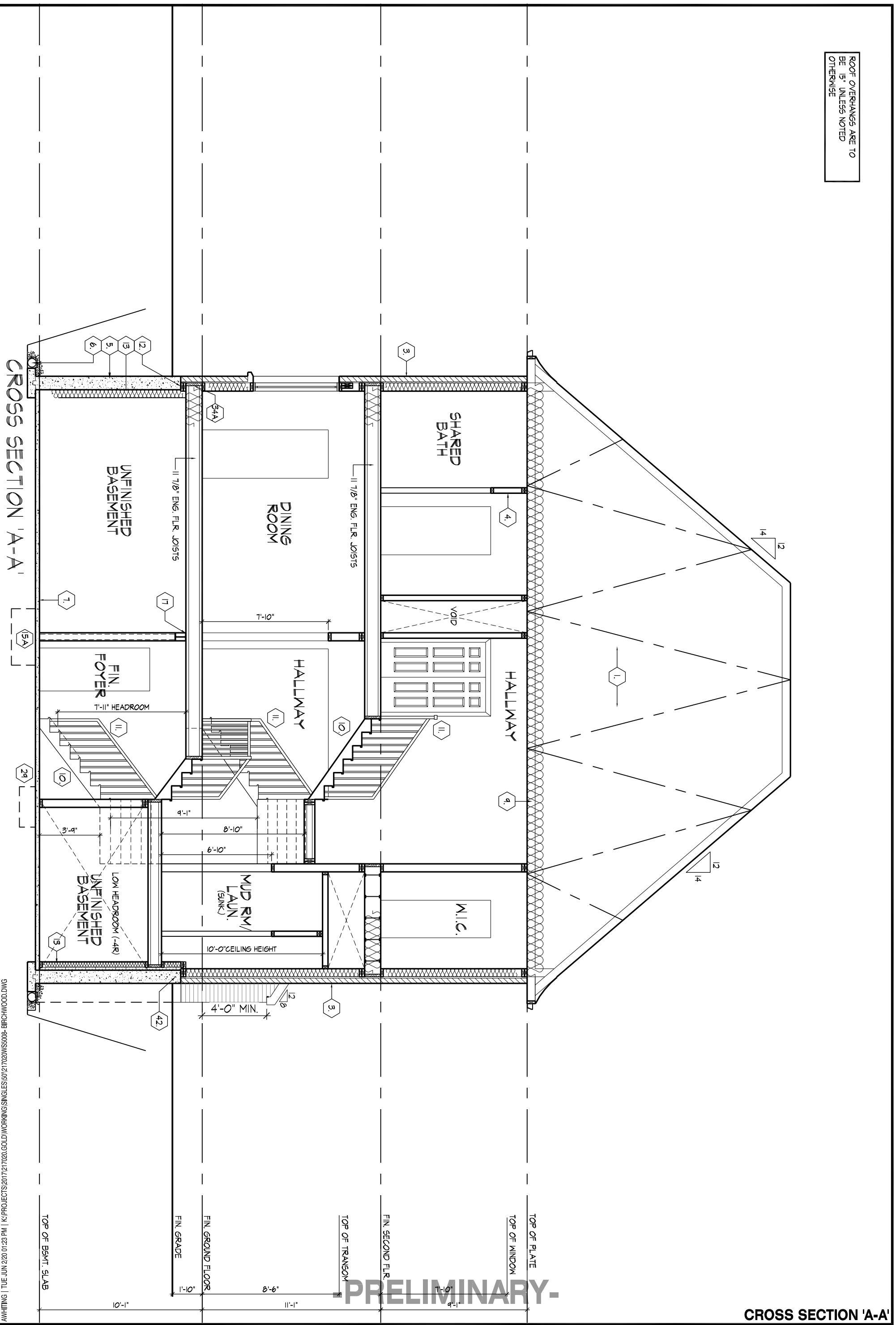
**PRELIMINARY.**

## RIGHT SIDE ELEVATION 'C'



All drawings specifications related documents and design are the copyright property of Hunt Design Associates (H.D.A). Reproduction of this property in whole or in part is strictly prohibited without H.D.A.'s written permission (H.D.A. assumes no responsibility or liability for this property unless it bears the appropriate BCIN number and original signature).

ROOF OVERHANGS ARE TO BE 15" UNLESS NOTED OTHERWISE



CROSS SECTION 'A-A'

CROSS SECTION 'A-A'

THE UNDERSIGNED HAS REVIEWED AND TAKES RESPONSIBILITY FOR THIS DESIGN AND HAS THE QUALIFICATIONS AND MEETS THE REQUIREMENTS SET OUT IN THE ONTARIO BUILDING CODE TO BE A DESIGNER.  
 QUALIFICATION INFORMATION  
 Alan Whiting 23177  
 NAME SIGNATURE BCIN  
 REGISTRATION INFORMATION  
 HUNT DESIGN ASSOCIATES INC. 19695

**HUNT** DESIGN ASSOCIATES INC.  
 www.huntdesign.ca

**GOLDPARK HOMES - 217020**  
 PINE VALLEY, VAUGHAN ONT.  
 Drawn By JK Checked By AW Scale 3/16"=1'-0"  
 8966 Woodbine Ave., Suite 200, Markham, ON L3R 0J7

**UNIT 5008- THE BIRCHWOOD**  
 REV.2020.05.27  
 File Number 217020WS5008 Page Number 23 of 25  
 T 905.737.5133 F 905.737.7326

All drawings specifications related documents and design are the copyright property of Hunt Design Associates (H.D.A). Reproduction of this property in whole or in part is strictly prohibited without H.D.A.'s written permission (H.D.A. assumes no responsibility or liability for this property unless it bears the appropriate BCIN number and original signature).