

## CONSTRUCTION SUMMARY


Saddle Ridge (G) - Lecco Ridge Developments Inc.

PURCHASERS: OLASUBOMI MUEENAT ONI and ADEFUNLOLA ONI

TEL:

LOT / PHASE	REG. PLAN #	HOUSE TYPE		
Block 325 TH 1 / 1	20M-1184	Ivy 7E Elev 2		

### CABINETRY

<p>1 - KITCHEN - DELETE CABINETS ABOVE STOVE - VENDOR WILL SUPPLY 6 INCH VENT AS PER STANDARD CONSTRUCTION SPECIFICATIONS AND VENT MAY NOT BE IN THE APPROPRIATE LOCATION FOR INSTALLATION OF PURCHASER SUPPLIED VENT  <i>- Specs. Attached</i>                      23Apr18 Note: TEMPORARY HOOD FAN TO BE INSTALLED FOR OCCUPANCY PURPOSES ONLY - PURCHASER TO SUPPLY OWN CHIMNEY FAN AFTER CLOSING</p>	<p>RECEIVED APR 24 2018</p> 
<p>1 - LIGHT VALENCE - KITCHEN                      08Feb18 Note: NO ELECTRICAL</p>	
<p>1 - CABINETY - UPGRADE 3 - KITCHEN                      08Feb18 Note:</p>	

### CABINETY ACCESSORIES

<p>1 - KITCHEN CABINETY BASE - PIE CUT CORNER CABINET - BASE CABINETY - UPGRADE 3                      08Feb18 Note:</p>	
<p>1 - KITCHEN CABINETY BASE - POT/PAN DRAWERS (CABINET) - UPGRADE 3                      08Feb18 Note:</p>	
<p>1 - OVEN CABINET - BUILT-IN - MICROWAVE COMBO - PRICE IS EACH - UPGRADE 3                      08Feb18 Note: <i>Specs. Attached</i></p>	<p>RECEIVED APR 24 2018</p>
<p>1 - KITCHEN CABINETY BASE - COOKTOP CABINET FULL HEIGHT DOORS - UPGRADE 3                      08Feb18 Note: <i>36" Cooktop - specs Attached</i></p>	<p>RECEIVED APR 24 2018</p>
<p>1 - KITCHEN CABINETY UPPER - FULL DEPTH ABOVE FRIDGE - WITH GABLES - 600MM - PRICE IS EACH - UPGRADE 3                      08Feb18 Note: <i>Specs. Attached</i></p>	<p>RECEIVED APR 24 2018</p>

### CERAMIC TILE

<p>1 - TILE - UPGRADE 2 WALL TILE - - ENSUITE WALL TILE - SHOWER                      08Feb18 Note:</p>	
<p>1 - TILE - UPGRADE 2 WALL TILE - - ENSUITE TUB - DECK AND SKIRT                      08Feb18 Note:</p>	
<p>1 - TILE - UPGRADE 2 FLOOR TILE - - ENSUITE BATHROOM - FLOOR                      08Feb18 Note:</p>	
<p>1 - TILE - UPGRADE 1 FLOOR TILE - - POWDER ROOM                      08Feb18 Note:</p>	
<p>1 - TILE - UPGRADE 1 FLOOR TILE - - FOYER                      08Feb18 Note:</p>	

### COUNTER TOP

<p>1 - HARD SURFACE COUNTERTOP - POWDER ROOM                      08Feb18 Note:</p>	
<p>1 - HARD SURFACE COUNTERTOP - ENSUITE                      08Feb18 Note:</p>	
<p>1 - HARD SURFACE COUNTERTOP - MAIN BATHROOM                      08Feb18 Note:</p>	
<p>1 - HARD SURFACE COUNTERTOP - KITCHEN                      08Feb18 Note:</p>	

### DOORS AND TRIM

<p>1 - TRIM - UPGRADE 1 - 5-1/4" BASEBOARD AND 3" CASING                      08Feb18 Note:</p>	
---	--



## CONSTRUCTION SUMMARY

Saddle Ridge (G) - Lecco Ridge Developments Inc.

PURCHASERS: OLASUBOMI MUEENAT ONI and ADEFUNLOLA ONI

TEL:

LOT / PHASE	REG. PLAN #	HOUSE TYPE		
Block 325 TH 1 / 1	20M-1184	Ivy 7E Elev 2		

### ELECTRICAL

1 - BUILT IN OVEN AND COOKTOP PROVISION - PROVISION ONLY - ELECTRICAL ONLY 08Feb18 Note:	
---	--

### FIREPLACE AND ACCESSORIES

1 - GAS LINE ROUGH-IN FOR BARBECUE - FIRST FLOOR 08Feb18 Note:	
1 - GAS LINE ROUGH-IN FOR STOVE (INCLUDES ELECTRICAL OUTLET) - FIRST FLOOR 08Feb18 Note:	

### PLUMBING

1 - MASTER ENSUITE BATHROOM - DELTA TRINSIC TUB ONLY 2-PIECE FAUCET - BRILLIANCE STAINLESS FINISH 08Feb18 Note:	
1 - MASTER ENSUITE BATHROOM - SHOWER - TRINSIC KIT - BRILLIANCE STAINLESS FINISH 08Feb18 Note:	
1 - SINK - UNDERMOUNT SINK - BLANCO PRECIS SILGRANIT U2 08Feb18 Note: METALLIC GREY - #401681	
1 - SINK - UNDERMOUNT SINK - CONTRAC EMERY #4220CGY 08Feb18 Note: MASTER ENSUITE- SINK	
1 - MASTER ENSUITE & POWDER ROOM - DELTA TRINSIC WIDESPREAD FAUCET- BRILLIANCE STAINLESS - #3559-SSMPU-DST 08Feb18 Note:	
1 - MAIN BATH - DELTA LAHARA WIDESPREAD FAUCET - CHROME - #3538-MPU-DST 08Feb18 Note:	
2 - SINK - UNDERMOUNT SINK - CONTRAC COLLETTE #4220CIY 08Feb18 Note: POWDER ROOM & MAIN BATHROOM	
1 - WATER LINE FOR FRIDGE - ROUGH-IN ONLY 08Feb18 Note:	
1 - WASHROOM - 3 PIECE ROUGH-IN IN BASEMENT 07Mar17 Note:	

### PROMOTIONAL

1 - LESS BALANCE OF CREDIT FROM PURCHASER EXTRA SHEET IN OFFER 08Feb18 Note:	
1 - PARTIAL REDEMOTION OF PROMOTIONAL PACKAGE \$640.00 BALANCE (\$4,360.00) FORWARD TO BE USED AT A LATER DATE. ORIGINAL PROMOTIONAL PACKAGE OF \$5,000.00 AS PER SCHEDULE PE. 07Mar17 Note:	

### STAIRS AND RAILINGS

1 - V GROOVE HANDRAIL 08Feb18 Note: STAIRCASE	
1 - EUROLINE 1 08Feb18 Note: BLACK WROUGHT IRON PICKETS-	

## CONSTRUCTION SUMMARY

Saddle Ridge (G) - Lecco Ridge Developments Inc.

PURCHASERS: OLASUBOMI MUEENAT ONI and ADEFUNLOLA ONI

TEL:

LOT / PHASE	REG. PLAN #	HOUSE TYPE		
Block 325 TH 1 / 1	20M-1184	Ivy 7E Elev 2		

### EXTRAS AS PER OFFER

Five (5) White Appliances as per PE Appliances <i>Worksheet Note:</i>	
The Vendor agrees that notwithstanding any other term or provision in this Agreement included in the Purchase Price and in addition to those items detailed in Schedule GP to the Agreement of Purchase and Sale, the Purchaser is entitled to a credit of Fiv <i>Worksheet Note:</i>	
The Purchaser acknowledges that the Purchase Price is inclusive of all credits and promotional packages available at the time of purchase. <i>Worksheet Note:</i>	

This Document is Extremely Time Sensitive - Printed 24 Apr 18 at 13:55



**Purchasers:** OLASUBOMI MUEENAT ONI & ADEFUNLOLA O **Property:** Block 325 TH 1  
**Telephone Res. / Bus:** / **Project:** Lecco Ridge Developments Inc.  
**Decor Advisor:** Candace Forza **Model and Elevation:** Ivy 7E Elev 2  
**Lock Date:** 9-Feb-18 9-Feb-18 **Plan #:** 20M-1184

**Layout Changes:**  Yes  No **Sketch Attached:**  Yes  No **Exterior Colour Scheme:**

### 1. Cabinetry

	Style and Colour	Hardware
Kitchen / Breakfast	LEGACY L614XZ4	1001
Laundry Room	ELISSE	Standard
Powder Room	EVEREST WHITE	1001
Master Ensuite Bathroom	EVEREST WHITE	1001
Main Bathroom	HASTING CHOCOLATE	1004
	N/A	N/A
	N/A	N/A
	N/A	N/A
	N/A	N/A

**Appliances:** **Built In Appliances**  Yes  No **Slide In Stove**  Yes  No  
**Dishwasher Cabinet**  Closed  Open **41" Upper Cabinets**  Yes  No Please NOTE: Standard Cabinet Height is 30"  
**Stove Opening**  NOTE: If not specified, opening will be set to builder's standard opening of approximately 30" width  
**Fridge Opening**  NOTE: If not specified, opening will be set to builder's standard opening of approximately 37" width x 74" height

\*\* Refer to Construction Summary

### 2. Counters

	Counter	Edge
Kitchen / Breakfast	QUARTZ-VICTORIA	#320 PENCIL ROUND
Laundry Room	N/A	
Powder Room	QUARTZ-MOUTAIN GREY	#320 PENCIL ROUND
Master Ensuite Bathroom	MARBLE-ICE DROP SILVER	#320 PENCIL ROUND
Main Bathroom	TAJ MAHAL	#320 PENCIL ROUND
	N/A	
	N/A	
	N/A	
	N/A	

\*\* Refer to Construction Summary

Initials: 

**Purchasers:** OLASUBOMI MUEENAT ONI & ADEFUNLOLA **Property:** Block 325 TH 1  
**Telephone Res. / Bus:** / **Project:** Lecco Ridge Developments Inc.  
**Decor Advisor:** Candace Forza **Model and Elevation:** Ivy 7E Elev 2  
**Lock Date:** 9-Feb-18 9-Feb-18 **Plan #:** 20M-1184

### 3. Ceramic Flooring

		At a 45	Threshold-If App.
Entrance Vestibule	TILE-FM45GL001S GLOSSY WHITE-18X18	<input type="checkbox"/>	
Main Hall	LAMINATE	<input type="checkbox"/>	
Kitchen / Breakfast	TILE-RAINBOW DARK GREY-13X13	<input type="checkbox"/>	METAL STRIP
Laundry Room	TILE-BEACH IVORY-13X13	<input type="checkbox"/>	METAL STRIP
Powder Room	TILE-FM45GL001S GLOSSY WHITE-18X18	<input type="checkbox"/>	METAL STRIP
Master Ensuite Bathroom	TILE-VERSAILLES CHESNAY GREY-12X24	<input type="checkbox"/>	METAL STRIP
Main Bathroom	TILE-BEACH IVORY-13X13	<input type="checkbox"/>	METAL STRIP
GARAGE ENTRY	TILE-RAINBOW DARK GREY-13X13	<input type="checkbox"/>	
	N/A	<input type="checkbox"/>	
	N/A	<input type="checkbox"/>	
	N/A	<input type="checkbox"/>	

\*\* Refer to Construction Summary

### 4. Ceramic Wall Tile

Master Ensuite Bathroom	Selection	Describe
Tub Deck Wall	TILE-VERSAILLES CHESNAY GREY BRILL-12X24	
Tub Deck	N/A	
Tub Deck Skirt	N/A	
Shower Stall	TILE-VERSAILLES CHESNAY GREY BRILL-12X24	
Bathtub Enclosure Walls	N/A	
	N/A	
Main Bathroom	TILE-EXPORT BEIGE-8X10	***LAID HORIZONTALLY***
	N/A	
	N/A	
	N/A	
Kitchen Backsplash	N/A	

\*\* Refer to Construction Summary - STANDARD GROUT THROUGHOUT UNLESS SPECIFIED

### 5. Plumbing Fixtures

All Bathrooms	White	Whirlpool <input type="checkbox"/> N/A <input type="radio"/> Yes <input checked="" type="radio"/> No
	N/A	
	N/A	
	N/A	
	N/A	
	N/A	
	Dishwasher Rough-In <input checked="" type="radio"/> Yes <input type="radio"/> No	
	Waterline for Fridge <input checked="" type="radio"/> Yes <input type="radio"/> No	

\*\* Refer to Construction Summary

### 6. Trim Carpentry

Interior Doors	CLERMONT
Interior Trim	3" BB CASING WITH 5 1/4" BASEBOARD - COLONIAL
Door Handles	As Per Construction Specifications
Exterior Front Door Handle	As Per Construction Specifications

\*\* Refer to Construction Summary

Initials: 



**Purchasers:** OLASUBOMI MUEENAT ONI & ADEFUNLOLA O **Property:** Block 325 TH 1  
**Telephone Res. / Bus:** / **Project:** Lecco Ridge Developments Inc.  
**Decor Advisor:** Candace Forza **Model and Elevation:** Ivy 7E Elev 2  
**Lock Date:** 9-Feb-18 9-Feb-18 **Plan #:** 20M-1184

### 7. Other Flooring

Main Hall	LAMINATE-MANHATTAN - LAVA ROCK OAK TL-15021
Living Room	LAMINATE-MANHATTAN - LAVA ROCK OAK TL-15021
Dining Room	LAMINATE-MANHATTAN - LAVA ROCK OAK TL-15021
Family Room	LAMINATE-MANHATTAN - LAVA ROCK OAK TL-15021
Den / Library / Study	N/A
Basement Landing(If Applies)	N/A
Lower Landing (If Applies)	LAMINATE-MANHATTAN - LAVA ROCK OAK TL-15021
Upper Landing	LAMINATE-MANHATTAN - LAVA ROCK OAK TL-15021
Upper Hall	CARPET-SHAW - E0949 NEWBERN CLASSIC - MORNING FOG 00530
Master Bedroom	CARPET-SHAW - E0949 NEWBERN CLASSIC - MORNING FOG 00530
Bedroom #2	CARPET-SHAW - E0949 NEWBERN CLASSIC - MORNING FOG 00530
Bedroom #3	CARPET-SHAW - E0949 NEWBERN CLASSIC - MORNING FOG 00530
Bedroom #4	CARPET-SHAW - E0949 NEWBERN CLASSIC - MORNING FOG 00530
Bedroom #5	N/A
	N/A
	N/A
	N/A
Underpad	Type: STANDARD Area: SECOND FLOOR ONLY

\*\* Refer to Construction Summary

### 8. Railings and Pickets

Railing Type	V-GROOVE	Colour	NATURAL
Picket Type	EUROLINE 1	Colour	BLACK
Stringer / Riser	As Per Construction Specifications	Colour	NATURAL
Treads	As Per Construction Specifications	Colour	NATURAL
Red Oak Stairs with Semi Gloss Finish		<input checked="" type="radio"/> Yes <input type="radio"/> No	

PURCHASER ACKNOWLEDGES AND ACCEPTS THAT STAIRCASE IS NATURAL AND WILL NOT MATCH THE LAMINATE FLOORING

\*\* Refer to Construction Summary

### 9. Wall Paint Flat Finish

Main & Upper Hall	22 WARM GREY	Master Bedroom	22 WARM GREY
Living Room	22 WARM GREY	Bedroom #2	22 WARM GREY
Dining Room	22 WARM GREY	Bedroom #3	22 WARM GREY
Kitchen / Breakfast	22 WARM GREY	Bedroom #4	22 WARM GREY
Family Room	22 WARM GREY	Bedroom #5	N/A
Powder Room	22 WARM GREY	Master Ensuite	22 WARM GREY
Laundry Room	43 BIRCH WHITE	Main Bathroom	43 BIRCH WHITE
Den/Library	N/A		N/A
Trim Paint-Semi Gloss	BIRCH WHITE		N/A
	N/AN/A		N/A
			N/A

Smooth Ceilings First Floor  Yes  No

\*\* Refer to Construction Summary

Initials:  \_\_\_\_\_



**Purchasers:** OLASUBOMI MUEENAT ONI & ADEFUNLOLA **Property:** Block 325 TH 1  
**Telephone Res. / Bus:** / **Project:** Lecco Ridge Developments Inc.  
**Decor Advisor:** Candace Forza **Model and Elevation:** Ivy 7E Elev 2  
**Lock Date:** 9-Feb-18 9-Feb-18 **Plan #:** 20M-1184

### 10. Plaster Mouldings and Medallions

Entrance Vestibule	N/A	N/A	Kitchen/Breakfast	N/A	N/A
Main Hall	N/A	N/A	Den/Library	N/A	N/A
Living Room	N/A	N/A	Lower Landing	N/A	N/A
Dining Room	N/A	N/A		N/A	N/A
Family Room	N/A	N/A			

\*\* Refer to Construction Summary

### 11. Fireplace

	Living Room			Family Room			Other Room - Specify		
	Purchased	As Per Plan	N/A	Purchased	As Per Plan	N/A	Purchased	As Per Plan	N/A
Fireplace Type	<input type="radio"/>	<input type="radio"/>	<input checked="" type="radio"/>	<input type="radio"/>	<input type="radio"/>	<input checked="" type="radio"/>	<input type="radio"/>	<input type="radio"/>	<input checked="" type="radio"/>
Mantle Type	N/A			N/A			N/A		
Colour / Stain	N/A			N/A			N/A		
Surround	N/A			N/A			N/A		
Hearth	N/A			N/A			N/A		

\*\* Refer to Construction Summary

### 12. Heating and Air Conditioning

**Air Conditioning**  **Gas Provisions Stove**   
**Gas Provisions Dryer**  **Gas Provisions Barbecue**   
**Comment**

\*\* Refer to Construction Summary

### 13. Electrical

**Plugs and Switches**  White  **Above Kitchen Cabinet Light**  Yes  No  
**Hood Fan**  **Below Kitchen Cabinet Light**  Yes  No  
**Appliances** **Built in Cooktop**  Yes  No **Built in Oven**  Yes  No **Gas Stove**  Yes  No **Microwave**  Yes  No  
**Dishwasher Rough-in**

\*\* Refer to Construction Summary

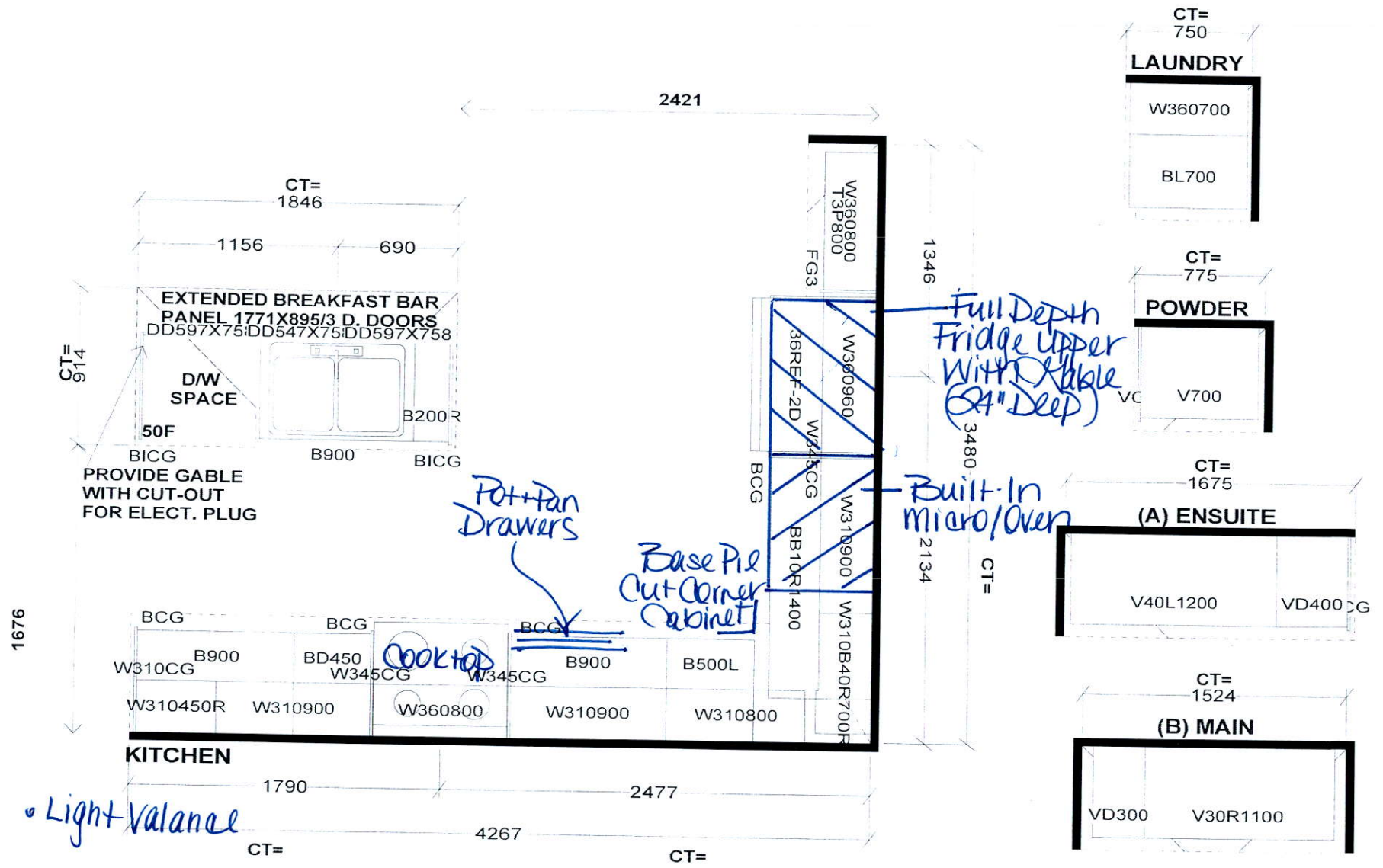
### 14. General Comments

\*\* Refer to Construction Summary

### Disclaimers and Notes

- Colours of all materials are as close as possible to builder's selection, but not necessarily identical due to variances in manufacturing.
- Any extras listed above are null and void unless accompanied by a separate invoice/amendment. Said invoice must be paid in full.
- The Purchaser agrees that this colour selection is final and that no changes will be permitted, unless required by the Vendor.
- The Purchaser acknowledges reading and accepting document which contains other miscellaneous disclaimers.

Signature:  \_\_\_\_\_ Date: \_\_\_\_\_ Signature: \_\_\_\_\_ Date: \_\_\_\_\_



Selba Industries

STANDARD FEATURES:  
 9' CEILINGS WITH D/C BOX  
 1040MM HIGH UPPER CABINETS  
 DISHWASHER SPACE  
 DUMMY DOORS ON EXPOSED BACKS  
 LAMINATE KITCHEN & VANITY COUNTERTOPS

This drawing is the intellectual property of SELBA INDUSTRIES INC. and is an original design which must not be released or copied unless applicable fee has been paid or job order placed.

HA  
 CB  
 ED

JOB NUMBER:  
 BUILDER: GREENPARK HOMES  
 SITE NAME: LECCO RIDGE, Milton  
 MODEL: IVY 7EX ELEV 1,2,3  
 LOT #:  
 DESIGNER: KS  
 DATE: FEB 13 17






WCG97US6DS



## 36 inch 5 Burner Gas Cooktop with EZ-2-Lift™ Hinged Cast-Iron Grates

<http://www.whirlpool.com>



### Key Features:

- EZ-2-Lift™ Hinged Cast-Iron Grates
- Fifth Burner
- SpeedHeat™ Burner
- FlexHeat™ Burner
- 5,000-BTU AccuSimmer® Plus Burner
- Dishwasher-Safe Full-Width, Cast-Iron Grates
- SpillGuard™ Cooktop
- Dishwasher-Safe Knobs
- Sealed Burners
- Gourmet Griddle (Optional Accessory)
- Wall Oven Compatible
- Ideal Pair Cooking Center

### Product Dimensions:

Height: 4 1/8

Width: 36

Depth: 21

### Electrical Requirements:

15.

### Additional Information:

[Use And Care Guide](#)

[Dimension Guide](#)

[Installation Guide](#)

[Warranty Certificate](#)

Available in:

Stainless Steel

INVESTED  
IN  
AMERICA



©Registered trademark/TM Trademark of Whirlpool, U.S.A. © 2013 Whirlpool Corporation. All Rights Reserved.  
All other trademarks are owned by their respective companies.  
Because Whirlpool Corporation policy includes a continuous commitment to improve our products, we reserve the right to change materials and specifications without notice. We also reserve the right to discontinue or transition products without notice.  
Manufacturer's Suggested Retail Price (MSRP) and Minimum Advertised Price (MAP) provided for reference purposes only. Dealer alone determines advertised and retail prices.  
Created On: Friday, March 11, 2016 11:39:05

RECEIVED APR 24 2018




WOC95EC0AS



# Whirlpool Gold® 5.0 cu. ft. Combination Microwave Wall Oven with True Convection Cooking

<http://www.whirlpool.com>



### Key Features:

- AccuBake® Temperature Management System
- True Convection Cooking System
- Rapid Preheat
- SteamClean option
- Largest capacity wall oven available
- Convection Conversion
- New EasyView™ extra-large oven window
- Precise Clean® cleaning system
- Hidden Bake Element

### Product Dimensions:

Height: 42 9/16

Width: 30

Depth: 26 7/16

### Electrical Requirements:

40 Amps. 240 V.

### Additional Information:

[Use And Care Guide](#)

[Dimension Guide](#)

[Installation Guide](#)

[Warranty Certificate](#)

Available in:

- Black
- Monochromatic Stainless Steel



©Registered trademark/TM Trademark of Whirlpool, U.S.A. © 2013 Whirlpool Corporation. All Rights Reserved. All other trademarks are owned by their respective companies.

Because Whirlpool Corporation policy includes a continuous commitment to improve our products, we reserve the right to change materials and specifications without notice. We also reserve the right to discontinue or transition products without notice.

Manufacturer's Suggested Retail Price (MSRP) and Minimum Advertised Price (MAP) provided for reference purposes only. Dealer alone determines advertised and retail prices.

Created On: Monday, March 14, 2016 10:24:13

RECEIVED APR 24 2018



# Bottom Mount Refrigerator

## PRODUCT MODEL NUMBERS

GIOFSAXV

WRF550CHDZ

**Electrical Requirements:** A 115-volt, 60-Hz, AC-only, 15- or 20-amp fused, grounded electrical supply is required. It is recommended that a separate circuit serving only your refrigerator be provided. Use an outlet that cannot be turned off by a switch. Do not use an extension cord.

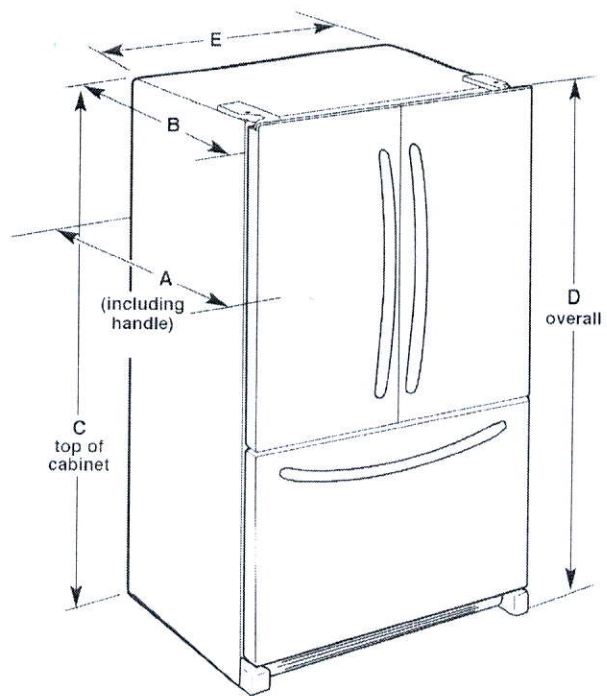
**NOTE:** Before performing any type of installation, cleaning, or removing a light bulb, turn the control (Thermostat, Refrigerator or Freezer control depending on the model) to OFF and then disconnect the refrigerator from the electrical source. When you are finished, reconnect the refrigerator to the electrical source and reset the control (Thermostat, Refrigerator or Freezer control depending on the model) to the desired setting.

**Water Supply Requirements:** A cold water supply with water pressure of between 35 and 120 psi (241 and 827 kPa) is required to operate the water dispenser and ice maker. If you have questions about your water pressure, call a licensed, qualified plumber.

**IMPORTANT:** The pressure of the water coming out of a reverse osmosis system going to the water inlet valve of the refrigerator needs to be between 35 and 120 psi (241 and 827 kPa).

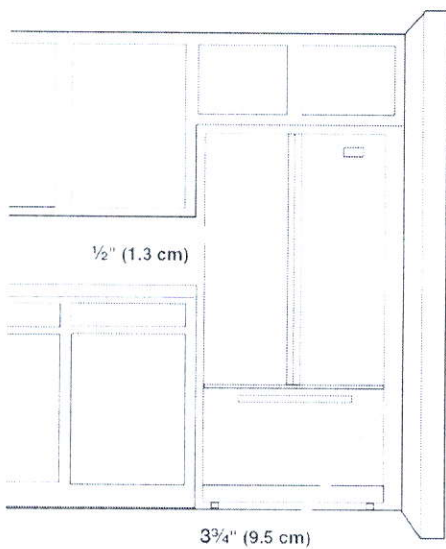
If a reverse osmosis water filtration system is connected to your cold water supply, the water pressure to the system needs to be a minimum of approximately 40 to 60 psi (276 to 414 kPa).

## PRODUCT DIMENSIONS



Model #	Depth (Incl. handle) "A"	Depth (excl. handle) "B"	Cab. Height "C"	Overall Height "D"	Cab. Width "E"
GIOFSAXV	30-1/4" (76.8 cm)	28-7/8" (73.3 cm)	68-5/8" (174.3 cm)	70-1/8" (178.1 cm)	35-5/8" (90.5 cm)
WRF550CHDZ	30-1/4" (76.8 cm)	27-7/8" (70.8 cm)	68-5/8" (174.3 cm)	70-1/8" (178.1 cm)	35-5/8" (90.5 cm)

## LOCATION REQUIREMENTS



To ensure proper ventilation for your refrigerator, allow for a 1/2" (1.3 cm) space at the top and behind the refrigerator. If your refrigerator has an ice maker, allow extra space at the back for the water line connections. When installing your refrigerator next to a fixed wall, leave 3-3/4" (9.5 cm) minimum space between the refrigerator and wall to allow the door to swing open.

**NOTE:** It is recommended that you do not install the refrigerator near an oven, radiator, or other heat source. Do not install the refrigerator in a location where the temperature will fall below 55°F (13°C).

Because Whirlpool Corporation policy includes a continuous commitment to improve our products, we reserve the right to change materials and specifications without notice.

Dimensions are for planning purposes only. For complete details, see Installation Instructions packed with product. Specifications subject to change without notice.


Ref. W10215185  
01-09-09

RECEIVED APR 24 2018




# POTENZA

WALL-MOUNT



COMFORT SERIES



Potenza combines curved glass and stainless steel to create a light and airy environment, which is perfect for any contemporary kitchen. The flowing design is either 30" or 36" widths and comes equipped with a powerful 400 CFM blower that can support the cooking demands of most kitchens. Stainless steel push button controls, manage multiple functions, including halogen lighting and 3-speed blower.

Potenza features a telescopic chimney for up to 8'5" ceilings. Designed for standard ducted installation, Potenza can also be installed as a recirculating system using the recirculating kit, available as an accessory.

MODELS


- EPT430S1 Potenza 30" Stainless
- EPT436S1 Potenza 36" Stainless

DIMENSIONS

- (30"W x 19<sup>5</sup>/<sub>8</sub>"D x 1<sup>15</sup>/<sub>16</sub>"H)
- (36"W x 19<sup>5</sup>/<sub>8</sub>"D x 1<sup>15</sup>/<sub>16</sub>"H)



Halogen Lamps



Stainless Steel Push Button Controls



Anodized Aluminum Mesh Filters



RECEIVED APR 24 2018

**FEATURES**

Size (in) & Type Finish	30" or 36" Wide Wall-Mount Curved Glass Stainless Steel + Glass
Controls	Stainless Steel Push Button
Illumination	2, 40 Watt Halogen Lamps, 1 Light Intensity (bulbs included)
Installation Type	Ducted or Recirculating Installation Recirculating Kit Sold Separately
Blower Type	400 CFM, 3-Speed Internal
Blower Performance	Speed 1, 160 CFM, 1.5 Sones Speed 2, 280 CFM, 3.1 Sones Speed 3, 400 CFM, 5.9 Sones
Filter Type	1, Dishwasher-Safe, Anodized Aluminum Mesh Grease Filter
Telescopic Chimney Extension	For heights 6'9" - 8'5" (ducted) For heights 6'9" - 8'9" (recirculating)
Duct Transition	6" Round with Back Draft Damper (top)
Electrical	120V-60Hz 300 Watts at 2.5 Amps
Warranty	2 Year Parts & Labor, In-Home Service

**ACCESSORIES**



Optional Recirculating Kit for 30" and 36" unit

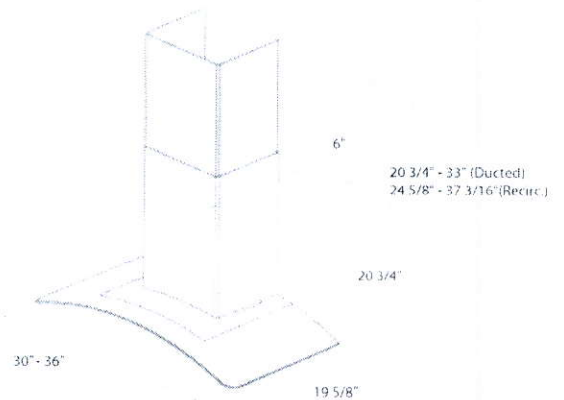
CODE: KIT02721  
MODEL: KIT02721



Optional Long Chimney Extension Kit  
Reaches 7'6" - 10'2" (ducted)  
Reaches 7'10" - 10'6" (recirculating)

CODE: KIT01609/1  
MODEL: KIT01609/1

**LINE DRAWING**



**CONSUMABLE PARTS**

Replacement Grease Filter (1)    Replacement Carbon Filter (1)    Replacement Light Bulb (1)  
CODE: GRI0009219A                      CODE: KIT02667                      CODE: 2006CL

Consumable parts are sold in units of one (1). Order accordingly.

RECEIVED APR 24 2018