PAD FOOTINGS

120 KPa. NATIVE SOIL	90 KPa. ENGINEERED FILL SOIL
F1 = 42"x42"x18" CONCRETE PAD	F1 = 48"x48"x20" CONCRETE PAD
F2 = 36"x36"x16" CONCRETE PAD	F2 = 40"x40"x16" CONCRETE PAD
F3 = 30"x30"x12" CONCRETE PAD	F3 = 34"x34"x14" CONCRETE PAD
F4 = 24"x24"x12" CONCRETE PAD	F4 = 28"x28"x12" CONCRETE PAD
F5 = 16"x16"x8" CONCRETE PAD	F5 = 18"x18"x8" CONCRETE PAD

(REFER TO FLOOR PLAN FOR UNUSUAL SIZE PADS NOT ON CHART.)

VENEER CUT

WHEN VENEER CUT IS GREATER THAN 26", A 10" POURED CONCRETE FOUNDATION WALL IS REQUIRED.

EXPOSED CONCRETE (FLATWORK)

ALL GARAGE SLABS, PORCH SLABS, STAIRS (EXPOSED CONC. FLAT WORK) TO BE 32 MPa. WITH 5-8% AIR ENTRAINMENT.

BRICK VENEER LINTELS (WL)

WL1 =3-1/2" x 3-1/2" x 1/4"L (90x90x6.0L) + 2-2"x8" SPR. No.2
WL2 =4" x 3-1/2" x 5/16"L (100x90x8.0L) + 2-2"x8" SPR. No.2
WL3 =5" x 3-1/2" x 5/16"L (125x90x8.0L) + 2-2"x10" SPR. No.2
WL4 =6" x 3-1/2" x 3/8"L (150x90x10.0L) + 2-2"x12" SPR. No.2
WL5 =6" x 4" x 3/8"L (150x100x10.0L) + 2-2"x12" SPR. No.2
WL6 =5" x 3-1/2" x 5/16"L (125x90x8.0L) + 2-2"x12" SPR. No.2
WL7 =5" x 3-1/2" x 5/16"L (125x90x8.0L) + 3-2"x12" SPR. No.2
WL8 =5" x 3-1/2" x 5/16"L (125x90x8.0L) + 3 2"x10" SPR. No.2
WL9 =6" x 4" x 3/8"L (150x100x10.0L) + 3-2"x10" SPR. No.2

WOOD LINTELS AND BEAMS (WB)

WB1 =2-2"x8" (2-38x184) SPR. No.2
WB2 =3-2"x8" (3-38x184) SPR. No.2
WB3 =2-2"x10" (2-38x235) SPR. No.2
WB4 =3-2"x10" (3-38x235) SPR. No.2
WB5 =2-2"x12" (2-38x286) SPR. No.2
WB6 =3-2"x12" (3-38x286) SPR. No.2
WB7 =5-2"x12" (5-38x286) SPR. No.2
WB11 =4-2"x10" (4-38x235) SPR. No.2
WB12 =4-2"x12" (4-38x286) SPR. No.2

LAMINATED VENEER LUMBER (LVL) BEAMS

LVL1A =1-1 3/4"x7 1/4" (1-45x184)
LVL1 =2-1 3/4"x7 1/4" (2-45x184)
LVL2 =3-1 3/4"x7 1/4" (3-45x184)
LVL3 =4-1 3/4"x7 1/4" (4-45x184)
LVL4A =1-1 3/4"x9 1/2" (1-45x240)
LVL4 =2-1 3/4"x9 1/2" (2-45x240)
LVL5 =3-1 3/4"x9 1/2" (3-45x240)
LVL5A =4-1 3/4"x9 1/2" (4-45x240)
LVL6A =1-1 3/4"x11 7/8" (1-45x300)
LVL6 =2-1 3/4"x11 7/8" (2-45x300)
LVL7 =3-1 3/4"x11 7/8" (3-45x300)
LVL8 =2-1 3/4"x14" (2-45x356)
LVL9 =3-1 3/4"x14" (3-45x356)

LOOSE STEEL LINTELS (L)

L1 =3-1/2" x 3-1/2" x 1/4"L (90x90x6.0L)
L2 =4" x 3-1/2" x 5/16"L (100x90x8.0L)
L3 =5" x 3-1/2" x 5/16"L (125x90x8.0L)
L4 =6" x 3-1/2" x 3/8"L (150x90x10.0L)
L5 =6" x 4" x 3/8"L (150x100x10.0L)
L6 =7" x 4" x 3/8"L (180x100x10.0L)

DOOR SCHEDULE

NOS.	WIDTH	HEIGHT 8' to 9' CEILING	HEIGHT 10' OR MORE CEILING	TYPE
1	2'-10"	6'-8"	8'-0"	INSULATED ENTRANCE DOOR
1a	2'-8"	6'-8"	8'-0"	INSULATED FRONT DOORS
2	2'-8"	6'-8"	8'-0"	WOOD & GLASS DOOR
3	2'-8"	6'-8"	8'-0"	INSULATED EXT. SLAB DOOR
4	2'-8"	6'-8"	8'-0"	INTERIOR SLAB DOOR
5	2'-6"	6'-8"	8'-0"	INTERIOR SLAB DOOR
6	2'-2"	6'-8"	8'-0"	INTERIOR SLAB DOOR
7	1'-6"	6'-8"	8'-0"	INTERIOR SLAB DOOR

CERAMIC TILE FOR CONVENTIONAL LUMBER (OBC 9.30.6)

SPACE ALL CONVENTIONAL FLOOR JOISTS @ 12" O.C. BELOW ALL CERAMIC TILE AREAS.
PROVIDE 1 ROW BRIDGING FOR SPANS OF 5'0"-7'0", 2 ROWS FOR SPANS GREATER THAN 7'0".

NOTE: ROOF FRAMING

REFER TO ROOF TRUSS SHOP DRAWINGS FOR ALL ROOF FRAMING INFORMATION UNLESS OTHERWISE NOTED.

PLANS NOT DRAWN TO ACTUAL GRADE. REFER TO FINAL APPROVED GRADING PLAN.

NOTE: ENGINEERED FLOOR FRAMING

REFER TO ENGINEERED FLOOR FLAYOUTS FOR ALL ENGINEERED FLOOR FRAMING INFORMATION AND DETAILS. UNLESS OTHERWISE NOTED.

TWO STOREY HEIGHT WALL DETAIL

2-2"x6" STUD WALL NAILED TOGETHER AND SPACED @ 12"o.c. FULL HEIGHT, c/w SOLID BLOCKING @ 4'-0" o.c. VERTICAL AND 7/16" EXT. PLYWOOD SHEATHING.

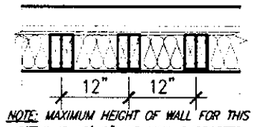

NOTE: MAXIMUM HEIGHT OF WALL FOR THIS DETAIL IS 18'-0" AND MAX. SUPPORTED LENGTH OF TRUSS IS 40'-0".

2598 SF.

UNINSULATED OPENINGS (PER OBC. SB-12,3.1.1(7))

DEWBERRY 2E AND ELEV. 1	ENERGY EFFICIENCY – OBC SB12		
ELEVATION	WALL AREA S.F.	OPENING S.F.	PERCENTAGE
FRONT	635.50 S.F.	164.90 S.F.	25.95 %
LEFT SIDE	1059.50 S.F.	0.00 S.F.	0.00 %
RIGHT SIDE	1059.50 S.F.	108.65 S.F.	10.25 %
REAR	718.17 S.F.	166.55 S.F.	23.19 %
* OPENINGS OMITTED AS PER SB-12 3.1.1.9(4) MAX 19.9 S.F. REFER TO ELEVATION FOR LOCATION		0.0 S.F.	
TOTAL SQ. FT.	3472.67 S.F.	440.10 S.F.	12.67 %
TOTAL SQ. M.	322.62 S.M.	40.89 S.M.	12.67 %

AREA CALCULATIONS	ELEV '1'
LOWER LEVEL FLOOR AREA	742 SF
MAIN LEVEL FLOOR AREA	934 SF
UPPER LEVEL FLOOR AREA	922 SF
TOTAL FLOOR AREA	**2598 SF** (241.36 m2)
LOWER LEVEL FLOOR OPEN AREA	XX SF
MAIN LEVEL FLOOR OPEN AREA	XX SF
UPPER LEVEL FLOOR OPEN AREA	XX SF
ADD TOTAL OPEN AREAS	+XX SF
ADD FINISHED BSMT AREA	+XX SF
GROSS FLOOR AREA	**2598 SF** (241.36 m2)
MAIN LEVEL FLOOR COVERAGE	742 SF
GARAGE COVERAGE/AREA	216 SF
PORCH COVERAGE/AREA	99 SF
COVERAGE W/ PORCH	**1057 SF** (98.19 m2)
COVERAGE W/O PORCH	**958 SF** (89.00 m2)

UNINSULATED OPENINGS (PER OBC. SB-12,3.1.1(7))

DEWBERRY 2E AND ELEV. 2	ENERGY EFFICIENCY – OBC SB12		
ELEVATION	WALL AREA S.F.	OPENING S.F.	PERCENTAGE
FRONT	635.50 S.F.	163.37 S.F.	25.71 %
LEFT SIDE	1059.50 S.F.	0.00 S.F.	0.00 %
RIGHT SIDE	1059.50 S.F.	108.65 S.F.	10.25 %
REAR	718.17 S.F.	166.55 S.F.	23.19 %
* OPENINGS OMITTED AS PER SB-12 3.1.1.9(4) MAX 19.9 S.F. REFER TO ELEVATION FOR LOCATION		0.0 S.F.	
TOTAL SQ. FT.	3472.67 S.F.	438.57 S.F.	12.63 %
TOTAL SQ. M.	322.62 S.M.	40.74 S.M.	12.63 %

AREA CALCULATIONS	ELEV '2'
LOWER LEVEL FLOOR AREA	742 SF
MAIN LEVEL FLOOR AREA	934 SF
UPPER LEVEL FLOOR AREA	922 SF
TOTAL FLOOR AREA	**2598 SF** (241.36 m2)
LOWER LEVEL FLOOR OPEN AREA	XX SF
MAIN LEVEL FLOOR OPEN AREA	XX SF
UPPER LEVEL FLOOR OPEN AREA	XX SF
ADD TOTAL OPEN AREAS	+XX SF
ADD FINISHED BSMT AREA	+XX SF
GROSS FLOOR AREA	**2598 SF** (241.36 m2)
MAIN LEVEL FLOOR COVERAGE	742 SF
GARAGE COVERAGE/AREA	216 SF
PORCH COVERAGE/AREA	99 SF
COVERAGE W/ PORCH	**1057 SF** (98.19 m2)
COVERAGE W/O PORCH	**958 SF** (89.00 m2)

It is the builder's complete responsibility to ensure that all plans submitted for approval fully comply with the Architectural Guidelines and all applicable regulations and requirements including zoning provisions and any provisions in the subdivision agreement. The Control Architect is not responsible in any way for examining or approving site (lotting) plans or working drawings with respect to any zoning or building code or permit matter or that any house can be properly built or located on its lot.

This is to certify that these plans comply with the applicable Architectural Design Guidelines approved by the City of HAMILTON.

REGISTERED PROFESSIONAL ENGINEER
B. MARINKOVIC
PROVINCE OF ONTARIO

STRUDET INC.
FOR STRUCTURE ONLY

JUL 18 2018

DEWBERRY 2E
COMPLIANCE PACKAGE 'A4'

no.	description	date	by	no.	description	date	by
18	.	.	.	9	REVISED SIDE ELEVATION. RE-ISSUED.	JU_ 06/18	DB
17	.	.	.	8	REVISED.	APR. 26/18	GW
16	.	.	.	7	REVISED PER CITY COMMENTS. REISSUED.	MAR. 06/18	GW
15	.	.	.	6	REVISED. ISSUED FOR PERMIT.	SEP. 29/17	GW
14	.	.	.	5	ISSUED FOR PRICING.	AUG. 24/17	GW
13	.	.	.	4	REVISED AS PER ENGINEER COMMENTS.	AUG. 22/17	WT
12	.	.	.	3	FLOOR JOIST CO-ORD.	JUL 13/17	GW
11	.	.	.	2	REV. PER CLIENT COMMENTS. REISSUED.	JUN 26/17	GW
10	.	.	.	1	PLANS ISSUED FOR PREJM. REVIEW.	JUN 21/17	GW

The undersigned has reviewed and takes responsibility for this design and has the qualifications and meets the requirements set out in the Ontario Building Code to be a Designer.
qualification information
Richard Vink — signature — BCIN 24488
name — registration information — VA3 Design Inc. — 42658

Contractor must verify all dimensions on the job and report any descrepancy to the Designer before proceeding with the work. All drawings and specifications are instruments of service and the property of the Designer which must be returned at the completion of the work. Drawings are not to be scaled.

VA3 DESIGN
255 Consumers Rd Suite 120
Toronto ON M2J 1R4
t 416.630.2255 f 416.630.4782
va3design.com

Greenpark.

project name: RUSSELL GARDENS PH.2 — municipality: WATERDOWN, ON.
– DEWBERRY 2E — project no. 16036
date: JUNE 2017 — TYPICAL NOTES & AREAS
drawn by: WT — checked by: – — scale: 3/16" = 1'-0" — file name: 16036-DEWBERRY-2E
drawing no. A0

All drawings specifications, related documents and design are the copyright property of VA3 DESIGN. Reproduction of this property in whole or in part is strictly prohibited without VA3 DESIGN's written permission.

2598 SF.

BASEMENT WALL INSULATION (TYP) (13)
-6" (R20) CONTINUOUS BLANKET INSULATION. INSULATION UNINTERRUPTED BY FRAMING

BASEMENT INSULATION AT STAIR/SUNKEN AREAS where FRAMING IS REQ'D. FOR SUPPORT.
-2" (R10) CONTINUOUS INSULATION (RIGID or SPRAY FOAM).
-2"x4" @ 16"o.c. w/ R12 BATT INSULATION.
-EXTEND EXTERIOR WALL FOOTING TO SUPPORT 2"x4" WALL WHERE LOAD BEARING.

PARTY WALL AT GARAGE SIDE CONSTRUCTION
- REFER TO BLOCK PLANS TO CONFIRM WHETHER SK4 OR SK5 PARTY WALL IS TO BE BUILT.
- REFER TO DETAIL PAGES 4 OR 4A TO VERIFY PARTY WALL THICKNESS/CONSTRUCTION.

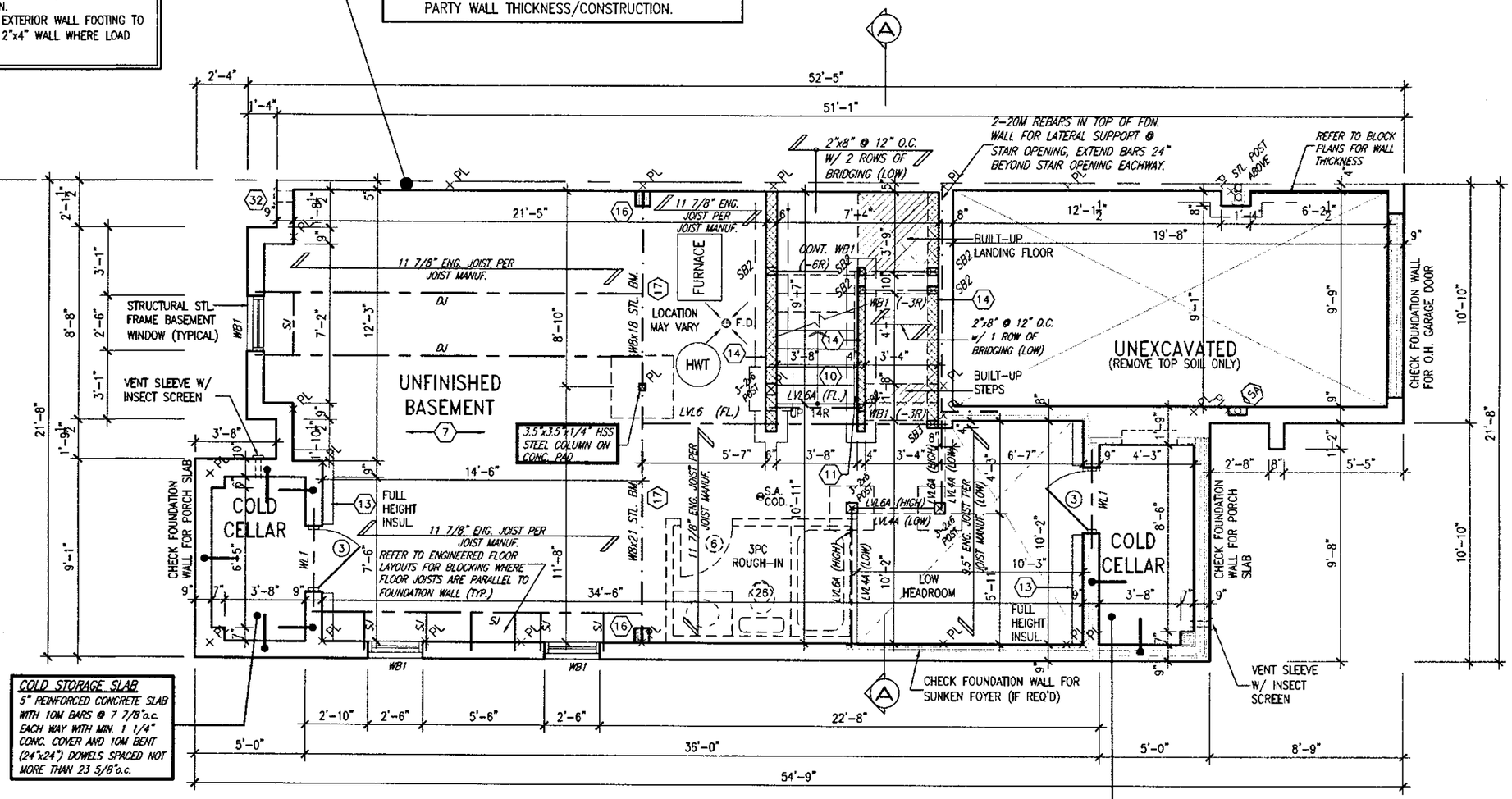

COLD STORAGE SLAB
5" REINFORCED CONCRETE SLAB WITH 10M BARS @ 7 7/8"o.c. EACH WAY WITH MIN. 1 1/4" CONC. COVER AND 10M BENT (24"x24") DOWELS SPACED NOT MORE THAN 23 5/8"o.c.

ENGINEERED FLOOR SUBFLOORS
ALL SUBFLOORS TO BE 3/4" PLYWOOD AND TO BE GLUED AND NAILED ON THIS FLOOR FOR ENGINEERED JOIST ONLY.

BASEMENT PLAN ELEVATION '1'

COLD STORAGE SLAB
5" REINFORCED CONCRETE SLAB WITH 10M BARS @ 7 7/8"o.c. EACH WAY WITH MIN. 1 1/4" CONC. COVER AND 10M BENT (24"x24") DOWELS SPACED NOT MORE THAN 23 5/8"o.c.

JUL 18 2018

REGISTERED PROFESSIONAL ENGINEER B. MARINKOVIC PROVINCE OF ONTARIO
STRUDET INC.
FOR STRUCTURE ONLY

It is the builder's complete responsibility to ensure that all plans submitted for approval fully comply with the Architectural Guidelines and all applicable regulations and requirements including zoning provisions and any provisions in the subdivision agreement. The Control Architect is not responsible in any way for examining or approving site (lotting) plans or working drawings with respect to any zoning or building code or permit matter or that any house can be properly built or located on its lot.

This is to certify that these plans comply with the applicable Architectural Design Guidelines approved by the City of HAMILTON.

DEWBERRY 2E
COMPLIANCE PACKAGE 'A4'

no.	description	date	by
18			
17			
16			
15			
14			
13			
12			
11			
10			
9	REVISED.	JUN. 26/18	GW
8	REVISED.	APR. 26/18	GW
7	REVISED PER CITY COMMENTS REISSUED.	MAR. 06/18	GW
6	REVISED. ISSUED FOR PERMIT.	SEP. 29/17	GW
5	ISSUED FOR PRICING.	AUG. 24/17	GW
4	REVISED AS PER ENGINEER COMMENTS.	AUG. 22/17	WT
3	FLOOR JOIST CO-ORD.	JUL 13/17	GW
2	REV. PER CLIENT COMMENTS. REISSUED.	JUN 26/17	GW
1	PLANS ISSUED FOR PREJM. REVIEW.	JUN 21/17	GW

The undersigned has reviewed and takes responsibility for this design and has the qualifications and meets the requirements set out in the Ontario Building Code to be a Designer
qualification information
name: Richard Vink — signature — BCIN: 24488
registration information: VA3 Design Inc. — 42658

Contractor must verify all dimensions on the job and report any discrepancy to the Designer before proceeding with the work. All drawings and specifications are instruments of service and the property of the Designer which must be returned at the completion of the work. Drawings are not to be scaled.

VA3 DESIGN
255 Consumers Rd Suite 120
Toronto ON M2J 1R4
t 416.630.2255 f 416.630.4782
va3design.com

Greenpark.

project name: RUSSELL GARDENS PH.2	municipality: WATERDOWN, ON.
END DEWBERRY 2E	project no. 16036
date: JUNE, 2017	BASEMENT PLAN ELEV. '1'
drawn by: WT	checked by: --
scale: 3/16" = 1'-0"	file name: 16036-DEWBERRY-2E
drawing no. A1	

All drawings specifications, related documents and design are the copyright property of VA3 DESIGN. Reproduction of this property in whole or in part is strictly prohibited without VA3 DESIGN's written permission.

2598 SF.

BASEMENT WALL INSULATION (TYP) ⟨13⟩
-6" (R20) CONTINUOUS BLANKET INSULATION. INSULATION UNINTERRUPTED BY FRAMING

BASEMENT INSULATION AT STAIR/SUNKEN AREAS where FRAMING IS REQ'D. FOR SUPPORT.
-2" (R10) CONTINUOUS INSULATION (RIGID or SPRAY FOAM).
-2"x4" @ 16"o.c. w/ R12 BATT INSULATION.
-EXTEND EXTERIOR WALL FOOTING TO SUPPORT 2"x4" WALL WHERE LOAD BEARING.

PARTY WALL AT GARAGE SIDE CONSTRUCTION
- REFER TO BLOCK PLANS TO CONFIRM WHETHER SK4 OR SK5 PARTY WALL IS TO BE BUILT.
- REFER TO DETAIL PAGES 4 OR 4A TO VERIFY PARTY WALL THICKNESS/CONSTRUCTION.

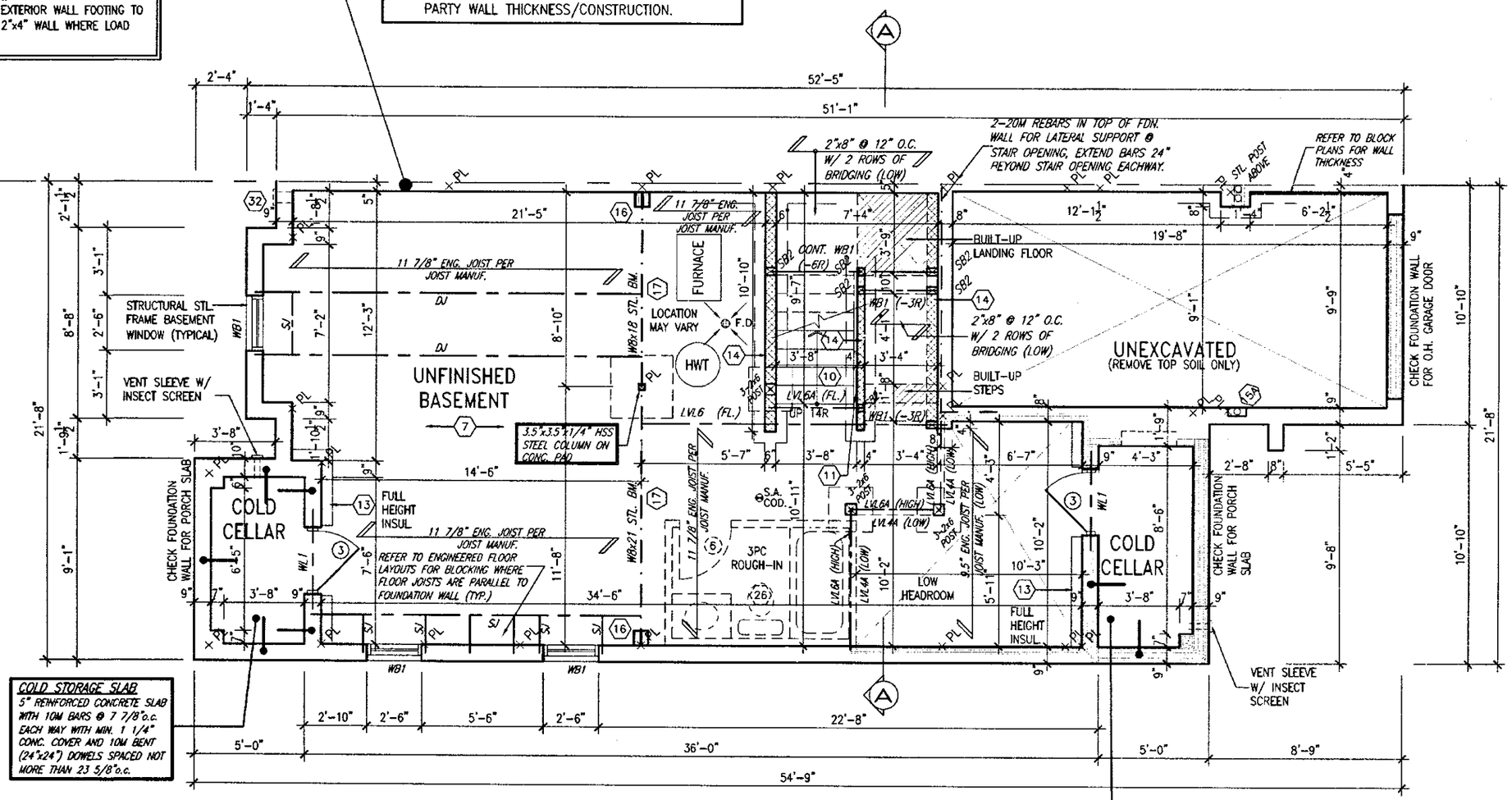

COLD STORAGE SLAB
5" REINFORCED CONCRETE SLAB WITH 10M BARS @ 7 7/8"o.c. EACH WAY WITH MIN. 1 1/4" CONC. COVER AND 10M BENT (24"x24") DOWELS SPACED NOT MORE THAN 23 5/8"o.c.

ENGINEERED FLOOR SUBFLOORS
ALL SUBFLOORS TO BE 3/4" PLYWOOD AND TO BE GLUED AND NAILED ON THIS FLOOR FOR ENGINEERED JOIST ONLY.

BASEMENT PLAN ELEVATION '2'

COLD STORAGE SLAB
5" REINFORCED CONCRETE SLAB WITH 10M BARS @ 7 7/8"o.c. EACH WAY WITH MIN. 1 1/4" CONC. COVER AND 10M BENT (24"x24") DOWELS SPACED NOT MORE THAN 23 5/8"o.c.

JUL 18 2018

It is the builder's complete responsibility to ensure that all plans submitted for approval fully comply with the Architectural Guidelines and all applicable regulations and requirements including zoning provisions and any provisions in the subdivision agreement. The Control Architect is not responsible in any way for examining or approving site (lotting) plans or working drawings with respect to any zoning or building code or permit matter or that any house can be properly built or located on its lot.

This is to certify that these plans comply with the applicable Architectural Design Guidelines approved by the City of HAMILTON.

REGISTERED PROFESSIONAL ENGINEER B. MARINKOVIC PROVINCE OF ONTARIO
STRUDET INC.
FOR STRUCTURE ONLY

DEWBERRY 2E
COMPLIANCE PACKAGE 'A4'

no.	description	date	by
18			
17			
16			
15			
14			
13			
12			
11			
10			

no.	description	date	by
9	REVISED.	JUN. 26/18	GW
8	REVISED.	APR. 26/18	GW
7	REVISED PER CITY COMMENTS. REISSUED.	MAR. 06/18	GW
6	REVISED. ISSUED FOR PERMIT.	SEP. 29/17	GW
5	ISSUED FOR PRICING.	AUG. 24/17	GW
4	REVISED AS PER ENGINEER COMMENTS.	AUG. 22/17	WT
3	FLOOR JOIST CO-ORD.	JUL 13/17	GW
2	REV. PER CLIENT COMMENTS. REISSUED.	JUN 26/17	GW
1	PLANS ISSUED FOR PREJM. REVIEW.	JUN 21/17	GW

The undersigned has reviewed and takes responsibility for this design and has the qualifications and meets the requirements set out in the Ontario Building Code to be a Designer.
qualification information
Richard Vink — signature — 24488
name — BCIN
registration information
VA3 Design Inc. — 42658

Contractor must verify all dimensions on the job and report any discrepancy to the Designer before proceeding with the work. All drawings and specifications are instruments of service and the property of the Designer which must be returned at the completion of the work. Drawings are not to be scaled.

VA3 DESIGN
255 Consumers Rd Suite 120
Toronto ON M2J 1R4
t 416.630.2255 f 416.630.4782
va3design.com

Greenpark.

END
DEWBERRY 2E

project name: RUSSELL GARDENS PH.2	municipality: WATERDOWN, ON.
project no.	16036
date: JUNE, 2017	BASEMENT PLAN ELEV. '2'
drawn by: WT	checked by: –
scale: 3/16" = 1'-0"	file name: 16036-DEWBERRY-2E
drawing no.	A1a

All drawings specifications, related documents and design are the copyright property of VA3 DESIGN. Reproduction of this property in whole or in part is strictly prohibited without VA3 DESIGN's written permission.

2598 SF.

PARTY WALL AT GARAGE SIDE CONSTRUCTION
- REFER TO BLOCK PLANS TO CONFIRM WHETHER SK4 OR SK5 PARTY WALL IS TO BE BUILT.
- REFER TO DETAIL PAGES 4 OR 4A TO VERIFY PARTY WALL THICKNESS/CONSTRUCTION.

45 MIN. F.R.R.
USE 5/8" TYPE 'X' INTERIOR GYPSUM BOARD FOR 45 MIN. F.R.R. WALLS HIGHLIGHTED

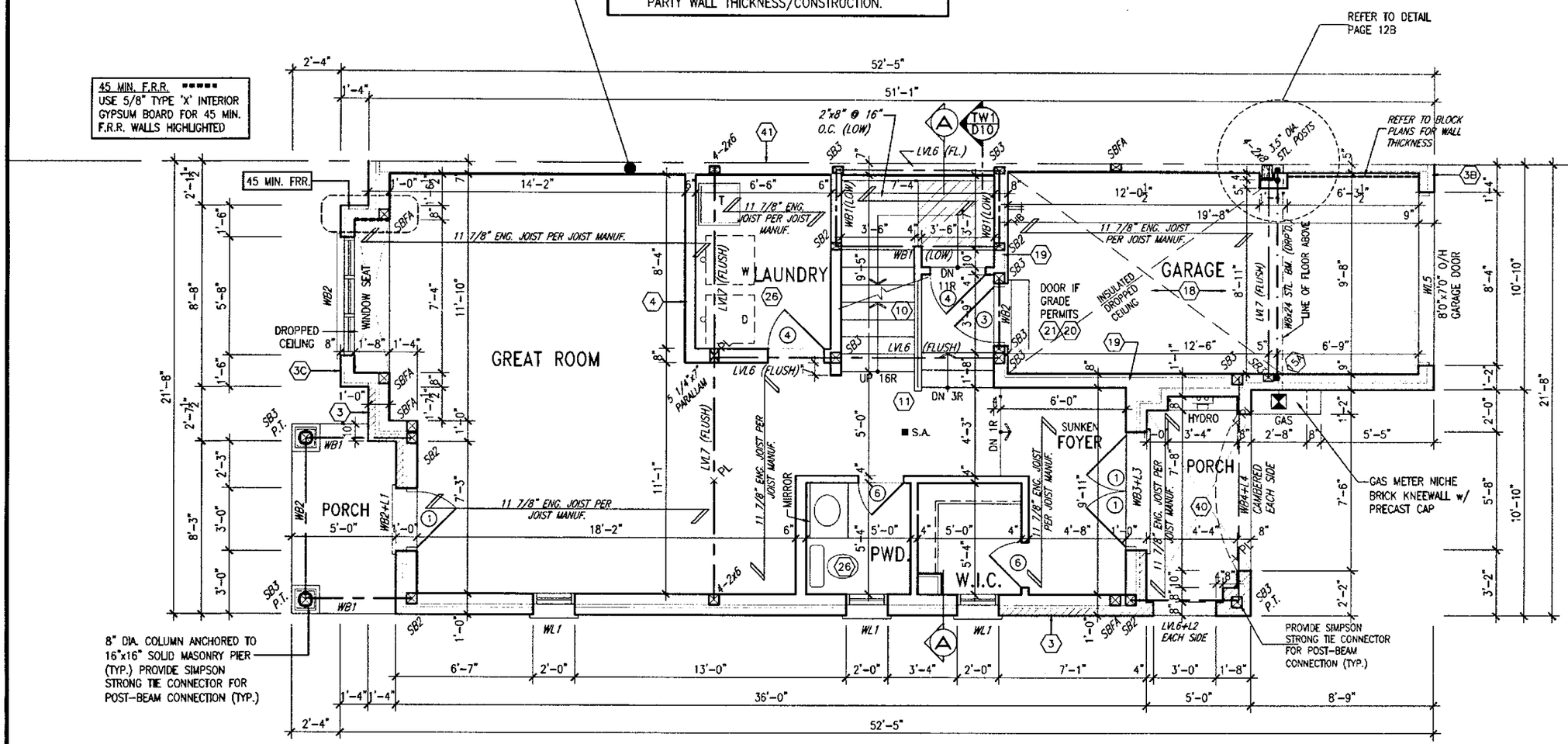

ENTRY LEVEL PLAN ELEVATION '1'

ENGINEERED FLOOR SUBFLOORS
ALL SUBFLOORS TO BE 3/4" PLYWOOD AND TO BE GLUED AND NAILED ON THIS FLOOR FOR ENGINEERED JOIST ONLY.

REGISTERED PROFESSIONAL ENGINEER
B. MARINKOVIC
PROVINCE OF ONTARIO
STRUDET INC.
FOR STRUCTURE ONLY

JUL 18 2018

It is the builder's complete responsibility to ensure that all plans submitted for approval fully comply with the Architectural Guidelines and all applicable regulations and requirements including zoning provisions and any provisions in the subdivision agreement. The Control Architect is not responsible in any way for examining or approving site (lotting) plans or working drawings with respect to any zoning or building code or permit matter or that any house can be properly built or located on its lot.

This is to certify that these plans comply with the applicable Architectural Design Guidelines approved by the City of HAMILTON.

DEWBERRY 2E
COMPLIANCE PACKAGE 'A4'

no.	description	date	by
18			
17			
16			
15			
14			
13			
12			
11			
10			
9	REVISED.	JUN. 26/18	GW
8	REVISED.	APR. 26/18	GW
7	REVISED PER CITY COMMENTS. REISSUED.	MAR. 06/18	GW
6	REVISED. ISSUED FOR PERMIT.	SEP. 29/17	GW
5	ISSUED FOR PRICING.	AUG. 24/17	GW
4	REVISED AS PER ENGINEER COMMENTS.	AUG. 22/17	WT
3	FLOOR JOIST CO-ORD.	JUL 13/17	GW
2	REV. PER CLIENT COMMENTS. REISSUED.	JUN 26/17	GW
1	PLANS ISSUED FOR PRE_JM. REVIEW.	JUN 21/17	GW

The undersigned has reviewed and takes responsibility for this design and has the qualifications and meets the requirements set out in the Ontario Building Code to be a Designer.
qualification information
Richard Vink — signature — 24488 BCIN
registration information
VA3 Design Inc. — 42658

Contractor must verify all dimensions on the job and report any discrepancy to the Designer before proceeding with the work. All drawings and specifications are instruments of service and the property of the Designer which must be returned at the completion of the work. Drawings are not to be scaled.

VA3 DESIGN
255 Consumers Rd Suite 120
Toronto ON. M2J 1R4
t 416.630.2255 f 416.630.4782
va3design.com

Greenpark.

END
DEWBERRY 2E

project name: RUSSELL GARDENS PH.2
municipality: WATERDOWN, ON.
project no.: 16036
date: JUNE, 2017
ENTRY LEVEL PLAN ELEV. '1'
drawn by: WT
checked by: –
scale: 3/16" = 1'-0"
file name: 16036-DEWBERRY-2E
drawing no.: A2

All drawings specifications, related documents and design are the copyright property of VA3 DESIGN. Reproduction of this property in whole or in part is strictly prohibited without VA3 DESIGN's written permission.

2598 SF.

PARTY WALL AT GARAGE SIDE CONSTRUCTION
- REFER TO BLOCK PLANS TO CONFIRM WHETHER SK4 OR SK5 PARTY WALL IS TO BE BUILT.
- REFER TO DETAIL PAGES 4 OR 4A TO VERIFY PARTY WALL THICKNESS/CONSTRUCTION.

45 MIN. F.R.R. ▬▬▬
USE 5/8" TYPE 'X' INTERIOR GYPSUM BOARD FOR 45 MIN. F.R.R. WALLS HIGHLIGHTED

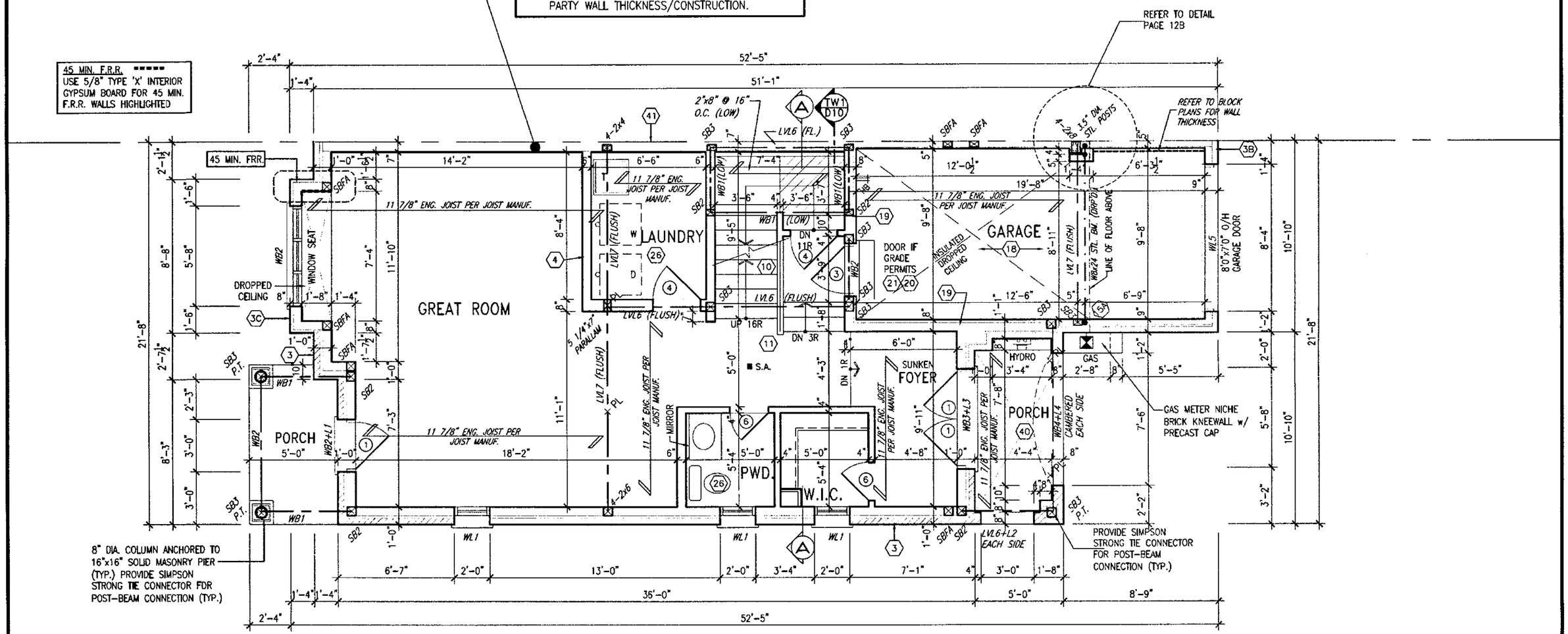

ENTRY LEVEL PLAN ELEVATION '2'

ENGINEERED FLOOR SUBFLOORS
ALL SUBFLOORS TO BE 3/4" PLYWOOD AND TO BE GLUED AND NAILED ON THIS FLOOR FOR ENGINEERED JOIST ONLY.

REGISTERED PROFESSIONAL ENGINEER
B. MARINKOVIC
PROVINCE OF ONTARIO
STRUDET INC.
FOR STRUCTURE ONLY

JUL 18 2018

It is the builder's complete responsibility to ensure that all plans submitted for approval fully comply with the Architectural Guidelines and all applicable regulations and requirements including zoning provisions and any provisions in the subdivision agreement. The Control Architect is not responsible in any way for examining or approving site (lotting) plans or working drawings with respect to any zoning or building code or permit matter or that any house can be properly built or located on its lot.

This is to certify that these plans comply with the applicable Architectural Design Guidelines approved by the City of HAMILTON.

DEWBERRY 2E
COMPLIANCE PACKAGE 'A4'

no.	description	date	by
18			
17			
16			
15			
14			
13			
12			
11			
10			
9	REVISED.	JUN. 26/18	GW
8	REVISED.	APR. 26/18	GW
7	REVISED PER CITY COMMENTS. REISSUED.	MAR. 06/18	GW
6	REVISED. ISSUED FOR PERMIT.	SEP. 29/17	GW
5	ISSUED FOR PRICING.	AUG. 24/17	GW
4	REVISED AS PER ENGINEER COMMENTS.	AUG. 22/17	WT
3	FLOOR JOIST CO-ORD.	JUL 13/17	GW
2	REV. PER CLIENT COMMENTS. REISSUED.	JUN 26/17	GW
1	PLANS ISSUED FOR PRELIM. REVIEW.	JUN 21/17	GW

The undersigned has reviewed and takes responsibility for this design and has the qualifications and meets the requirements set out in the Ontario Building Code to be a Designer.
qualification information
Richard Vink — signature — 24488 — BCIN
registration information
VA3 Design Inc. — 42658

Contractor must verify all dimensions on the job and report any discrepancy to the Designer before proceeding with the work. All drawings and specifications are instruments of service and the property of the Designer which must be returned at the completion of the work. Drawings are not to be scaled.

VA3 DESIGN
255 Consumers Rd Suite 120
Toronto ON M2J 1R4
t 416.630.2255 f 416.630.4782
va3design.com

Greenpark.

project name: RUSSELL GARDENS PH.2	municipality: WATERDOWN, ON.
END DEWBERRY 2E	project no. 16036
date: JUNE, 2017	ENTRY LEVEL PLAN ELEV. '2'
drawn by: WT	checked by: –
scale: 3/16" = 1'-0"	file name: 16036-DEWBERRY-2E
drawing no. A2a	

All drawings specifications, related documents and design are the copyright property of VA3 DESIGN. Reproduction of this property in whole or in part is strictly prohibited without VA3 DESIGN's written permission.

2598 SF.

PARTY WALL AT GARAGE SIDE CONSTRUCTION
- REFER TO BLOCK PLANS TO CONFIRM WHETHER SK4 OR SK5 PARTY WALL IS TO BE BUILT.
- REFER TO DETAIL PAGES 4 OR 4A TO VERIFY PARTY WALL THICKNESS/CONSTRUCTION.

45 MIN. F.R.R.
USE 5/8" TYPE 'X' INTERIOR GYPSUM BOARD FOR 45 MIN. F.R.R. WALLS HIGHLIGHTED

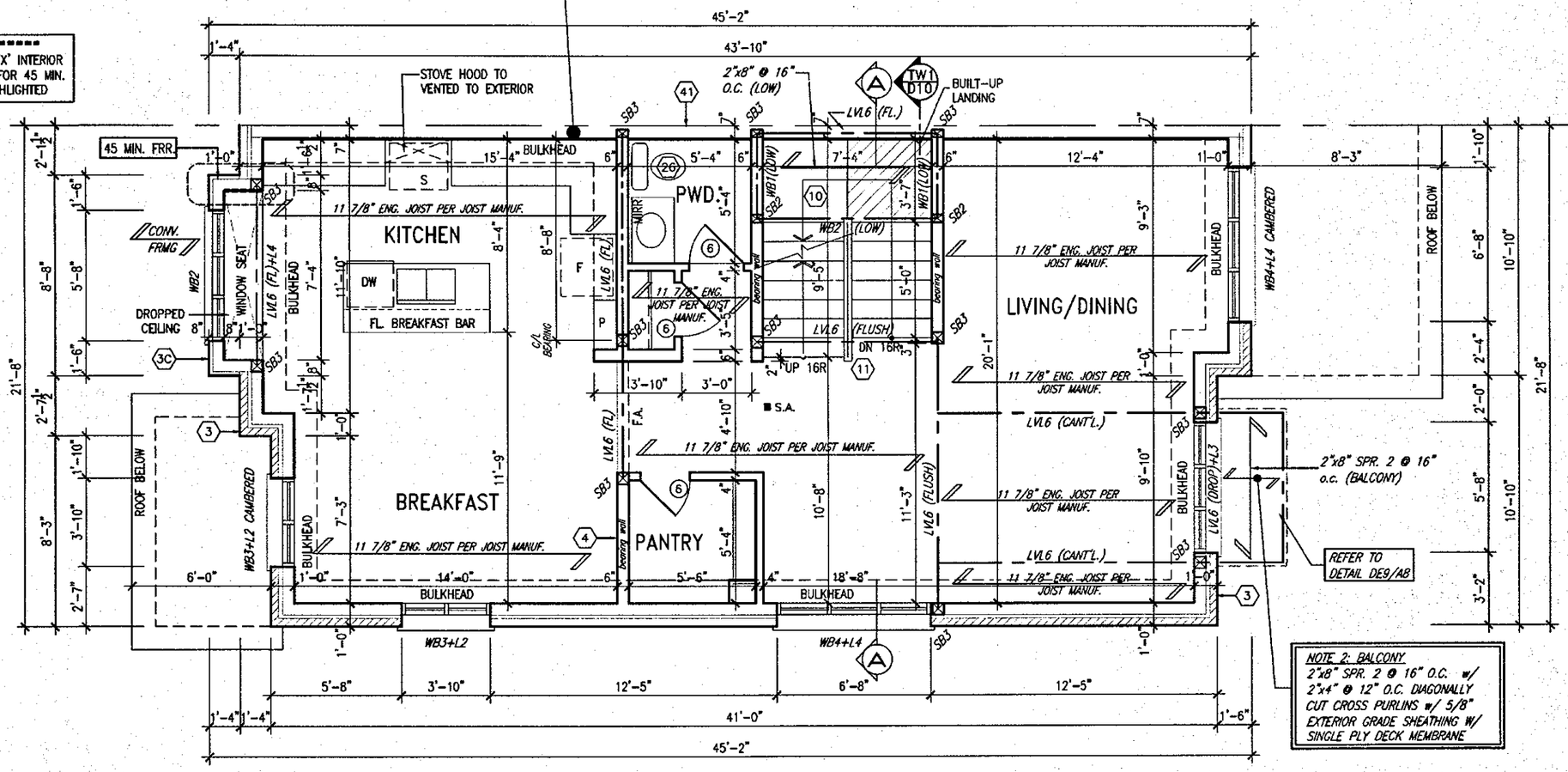

NOTE 2: BALCONY
2"x8" SPR. 2 @ 16" O.C. w/ 2"x4" @ 12" O.C. DIAGONALLY CUT CROSS PURLINS w/ 5/8" EXTERIOR GRADE SHEATHING W/ SINGLE PLY DECK MEMBRANE

MAIN FLOOR PLAN ELEVATION '1'

ENGINEERED FLOOR SUBFLOORS
ALL SUBFLOORS TO BE 5/8" PLYWOOD AND TO BE GLUED AND NAILED ON THIS FLOOR FOR ENGINEERED JOIST ONLY.

REGISTERED PROFESSIONAL ENGINEER
B. MARINKOVIC
PROVINCE OF ONTARIO
STRUDET INC.
FOR STRUCTURE ONLY

MAY 03 2018

This is to certify that these plans comply with the applicable Architectural Design Guidelines approved by the City of HAMILTON.

DEWBERRY 2E
COMPLIANCE PACKAGE 'A4'

no.	description	date	by
18			
17			
16			
15			
14			
13			
12			
11			
10			
9			
8			
7	REVISED PER CITY COMMENTS. REISSUED.	MAR. 06/18	GW
6	REVISED. ISSUED FOR PERMIT.	SEP. 29/17	GW
5	ISSUED FOR PRICING.	AUG. 24/17	GW
4	REVISED AS PER ENGINEER COMMENTS.	AUG. 22/17	WT
3	FLOOR JOIST CO-ORD.	JUL 13/17	GW
2	REV. PER CLIENT COMMENTS. REISSUED.	JUN 26/17	GW
1	PLANS ISSUED FOR PRELIM. REVIEW.	JUN 21/17	GW

The undersigned has reviewed and takes responsibility for this design and has the qualifications and meets the requirements set out in the Ontario Building Code to be a Designer.
qualification information
name: Richard Vink — signature — BCIN 24488
registration information: VA3 Design Inc. 42658

Contractor must verify all dimensions on the job and report any discrepancy to the Designer before proceeding with the work. All drawings and specifications are instruments of service and the property of the Designer which must be returned at the completion of the work. Drawings are not to be scaled.

VA3 DESIGN
255 Consumers Rd Suite 120
Toronto ON M2J 1R4
t 416.630.2255 f 416.630.4782
va3design.com

Greenpark.

project name: RUSSELL GARDENS PH.2	municipality: WATERDOWN, ON.
END DEWBERRY 2E	project no. 16036
date: JUNE, 2017	MAIN FLOOR PLAN ELEV. '1'
drawn by: WT	checked by: –
scale: 3/16" = 1'-0"	file name: 16036-DEWBERRY-2E
drawing no. A3	

DWG - H:\ARCHIVE\WORKING\2016\16036.GRE\Lots\DEWBERRY\DEWBERRY 2E\16036-DEWBERRY-2E.dwg - Tue - Mar 6 2018 - 2:58 PM

All drawings specifications, related documents and design are the copyright property of VA3 DESIGN. Reproduction of this property in whole or in part is strictly prohibited without VA3 DESIGN's written permission.

2598 SF.

PARTY WALL AT GARAGE SIDE CONSTRUCTION
- REFER TO BLOCK PLANS TO CONFIRM WHETHER SK4 OR SK5 PARTY WALL IS TO BE BUILT.
- REFER TO DETAIL PAGES 4 OR 4A TO VERIFY PARTY WALL THICKNESS/CONSTRUCTION.

45 MIN. F.R.R.
USE 5/8" TYPE 'X' INTERIOR GYPSUM BOARD FOR 45 MIN. F.R.R. WALLS HIGHLIGHTED

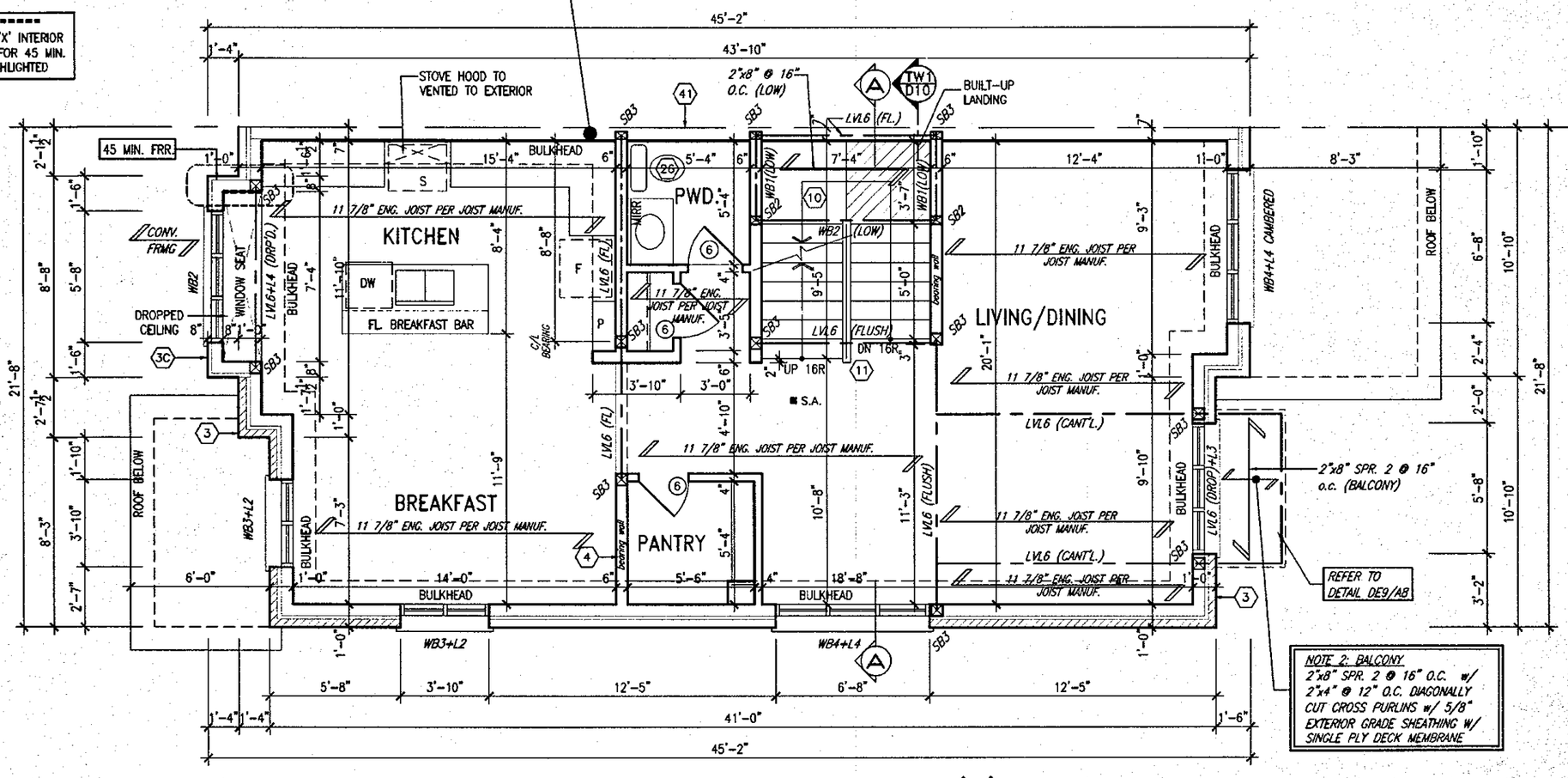

NOTE 2: BALCONY
2"x8" SPR. 2 @ 16" O.C. w/ 2"x4" @ 12" O.C. DIAGONALLY CUT CROSS PURLINS w/ 5/8" EXTERIOR GRADE SHEATHING W/ SINGLE PLY DECK MEMBRANE

MAIN FLOOR PLAN ELEVATION '2'

ENGINEERED FLOOR SUBFLOORS
ALL SUBFLOORS TO BE 5/8" PLYWOOD AND TO BE GLUED AND NAILED ON THIS FLOOR FOR ENGINEERED JOIST ONLY.

REGISTERED PROFESSIONAL ENGINEER
B. MARINKOVIC
PROVINCE OF ONTARIO
STRUDET INC.
FOR STRUCTURE ONLY

It is the builder's complete responsibility to ensure that all plans submitted for approval fully comply with the Architectural Guidelines and all applicable regulations and requirements including zoning provisions and any provisions in the subdivision agreement. The Control Architect is not responsible in any way for examining or approving site (lotting) plans or working drawings with respect to any zoning or building code or permit matter or that any house can be properly built or located on its lot.

This is to certify that these plans comply with the applicable Architectural Design Guidelines approved by the City of HAMILTON.

MAY 03 2018

DEWBERRY 2E
COMPLIANCE PACKAGE 'A4'

no.	description	date	by
18	.	.	.
17	.	.	.
16	.	.	.
15	.	.	.
14	.	.	.
13	.	.	.
12	.	.	.
11	.	.	.
10	.	.	.

no.	description	date	by
9	.	.	.
8	.	.	.
7	REVISED PER CITY COMMENTS. REISSUED.	MAR. 06/18	GW
6	REVISED. ISSUED FOR PERMIT.	SEP. 29/17	GW
5	ISSUED FOR PRICING.	AUG. 24/17	GW
4	REVISED AS PER ENGINEER COMMENTS.	AUG. 22/17	WT
3	FLOOR JOIST CO-ORD.	JUL 13/17	GW
2	REV. PER CLIENT COMMENTS. REISSUED.	JUN 26/17	GW
1	PLANS ISSUED FOR PRELIM. REVIEW.	JUN 21/17	GW

The undersigned has reviewed and takes responsibility for this design and has the qualifications and meets the requirements set out in the Ontario Building Code to be a Designer.
qualification information
Richard Vink — 24488
name — signature — BCIN
registration information
VA3 Design Inc. — 42658

Contractor must verify all dimensions on the job and report any discrepancy to the Designer before proceeding with the work. All drawings and specifications are instruments of service and the property of the Designer which must be returned at the completion of the work. Drawings are not to be scaled.

VA3 DESIGN
255 Consumers Rd Suite 120
Toronto ON M2J 1R4
t 416.630.2255 f 416.630.4782
va3design.com

Greenpark.

project name: RUSSELL GARDENS PH.2	municipality: WATERDOWN, ON.
END DEWBERRY 2E	project no. 16036
date: JUNE, 2017	MAIN FLOOR PLAN ELEV. '2'
drawn by: WT	checked by: –
scale: 3/16" = 1'-0"	file name: 16036-DEWBERRY-2E
drawing no. A3a	

DWG - H:\ARCHIVE\WORKING\2016\16036.DRE\Latest\DEWBERRY\DEWBERRY 2E\16036-DEWBERRY-2E.dwg - Tue - Mar 6 2018 - 2:58 PM

All drawings specifications, related documents and design are the copyright property of VA3 DESIGN. Reproduction of this property in whole or in part is strictly prohibited without VA3 DESIGN's written permission.

2598 SF.

PARTY WALL CONSTRUCTION (UPPER FLOOR)
- SUBSTITUTE 2"x6" STUDS WHERE ADDITIONAL BEARING IS REQUIRED.
- REFER TO BLOCK PLANS.

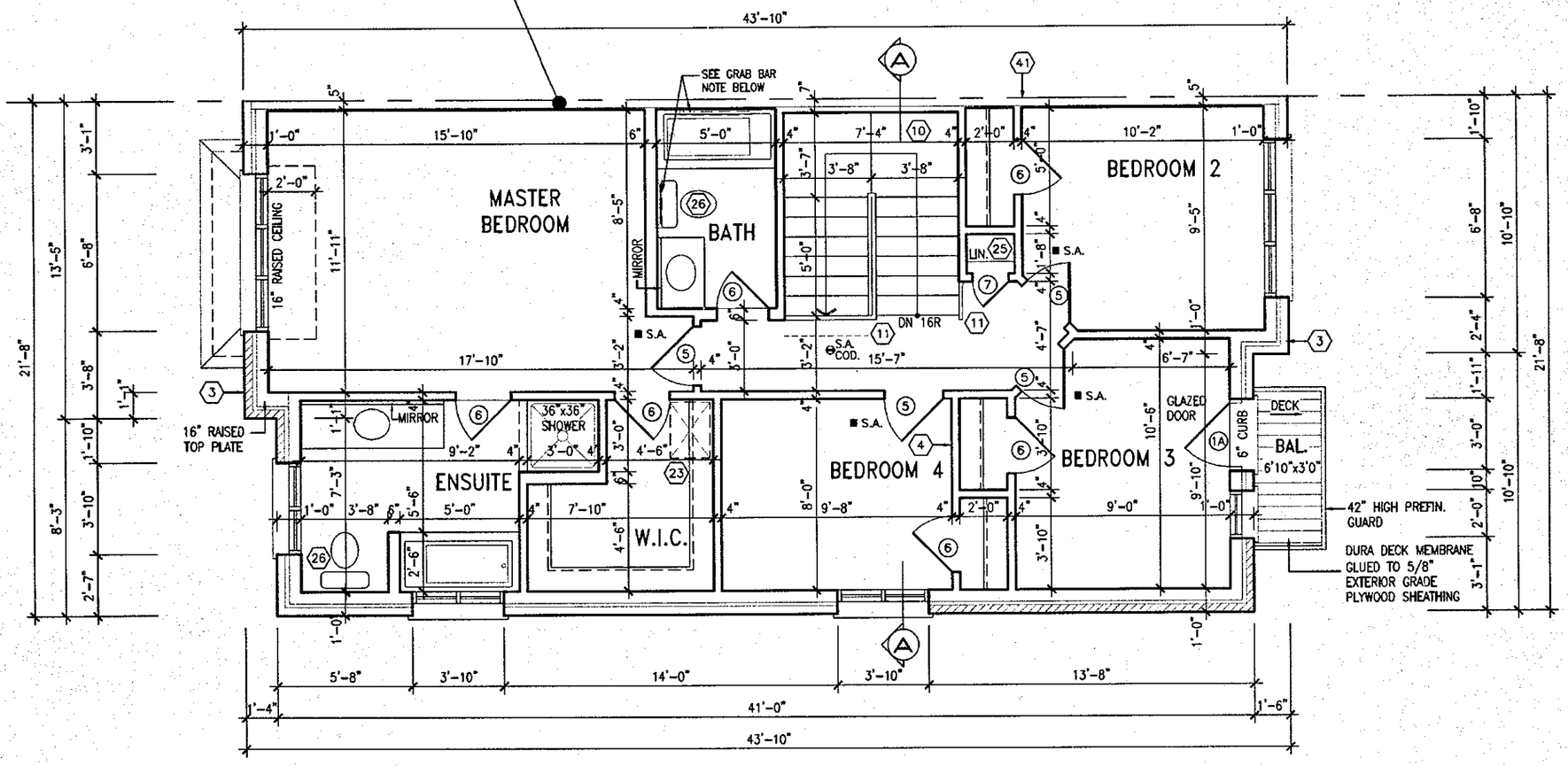

UPPER FLOOR PLAN ELEVATION '1'

STUD WALL REINFORCEMENT FOR FUTURE GRAB BARS IN MAIN BATHROOM
REINFORCEMENT OF STUD WALLS SHALL BE INSTALLED ADJACENT TO WATER CLOSETS AND SHOWER OR BATHTUB IN MAIN BATHROOM. REFER TO OBC. 9.5.2.3, 3.8.3.8.(1)(d) & 3.8.3.13.(1)(f).

NOTE:
REFER TO BLOCK WORKING DRAWINGS FOR SECOND FLOOR STRUCTURAL INFORMATION.

NOTE:1– BALCONY CONSTRUCTION
ONE PLY WATERPROOF MEMBRANE (DURADEK) ADHERED TO EXT. TYPE 5/8" T&G PLYWOOD SHEATHING OVER ENGINEERED FLOOR JOISTS. SLOPE TO EXTERIOR WITH WOOD SLEEPERS. MEMBRANE TO EXTEND 6" UP AT WALLS & 4" DOWN AT OPEN BALCONY EDGE.

It is the builder's complete responsibility to ensure that all plans submitted for approval fully comply with the Architectural Guidelines and all applicable regulations and requirements including zoning provisions and any provisions in the subdivision agreement. The Control Architect is not responsible in any way for examining or approving site (lotting) plans or working drawings with respect to any zoning or building code or permit matter or that any house can be properly built or located on its lot.

This is to certify that these plans comply with the applicable Architectural Design Guidelines approved by the City of HAMILTON.

MAY 03 2018

DEWBERRY 2E
COMPLIANCE PACKAGE 'A4'

no.	description	date	by
18			
17			
16			
15			
14			
13			
12			
11			
10			
9			
8			
7	REVISED PER CITY COMMENTS. REISSUED.	MAR. 06/18	GW
6	REVISED. ISSUED FOR PERMIT.	SEP. 29/17	GW
5	ISSUED FOR PRICING.	AUG. 24/17	GW
4	REVISED AS PER ENGINEER COMMENTS.	AUG 22/17	WT
3	FLOOR JOIST CO-ORD.	JUL 13/17	GW
2	REV. PER CLIENT COMMENTS. REISSUED.	JUN 26/17	GW
1	PLANS ISSUED FOR PRELIM. REVIEW.	JUN 21/17	GW

The undersigned has reviewed and takes responsibility for this design and has the qualifications and meets the requirements set out in the Ontario Building Code to be a Designer.

qualification information
name: Richard Vink — signature — BCIN: 24488
registration information: VA3 Design Inc. — 42658

Contractor must verify all dimensions on the job and report any discrepancy to the Designer before proceeding with the work. All drawings and specifications are instruments of service and the property of the Designer which must be returned at the completion of the work. Drawings are not to be scaled.

VA3 DESIGN
255 Consumers Rd Suite 120
Toronto ON M2J 1R4
t 416.630.2255 f 416.630.4782
va3design.com

Greenpark.

END
DEWBERRY 2E

project name: RUSSELL GARDENS PH.2	municipality: WATERDOWN, ON.
project no.	16036
date: JUNE, 2017	UPPER FLOOR PLAN ELEV. '1'
drawn by: WT	checked by: –
scale	3/16" = 1'-0"
file name	16036-DEWBERRY-2E
drawing no.	A4

DWG - H:\ARCHIVE\DRAWING\2016\16036\RES\Work\DEWBERRY\DEWBERRY 2E\16036-DEWBERRY-2E.dwg - Tue - Mar 6 2018 - 2:58 PM

All drawings specifications, related documents and design are the copyright property of VA3 DESIGN. Reproduction of this property in whole or in part is strictly prohibited without VA3 DESIGN's written permission.

2598 SF.

PARTY WALL CONSTRUCTION (UPPER FLOOR)
- SUBSTITUTE 2"x6" STUDS WHERE ADDITIONAL BEARING IS REQUIRED.
- REFER TO BLOCK PLANS.

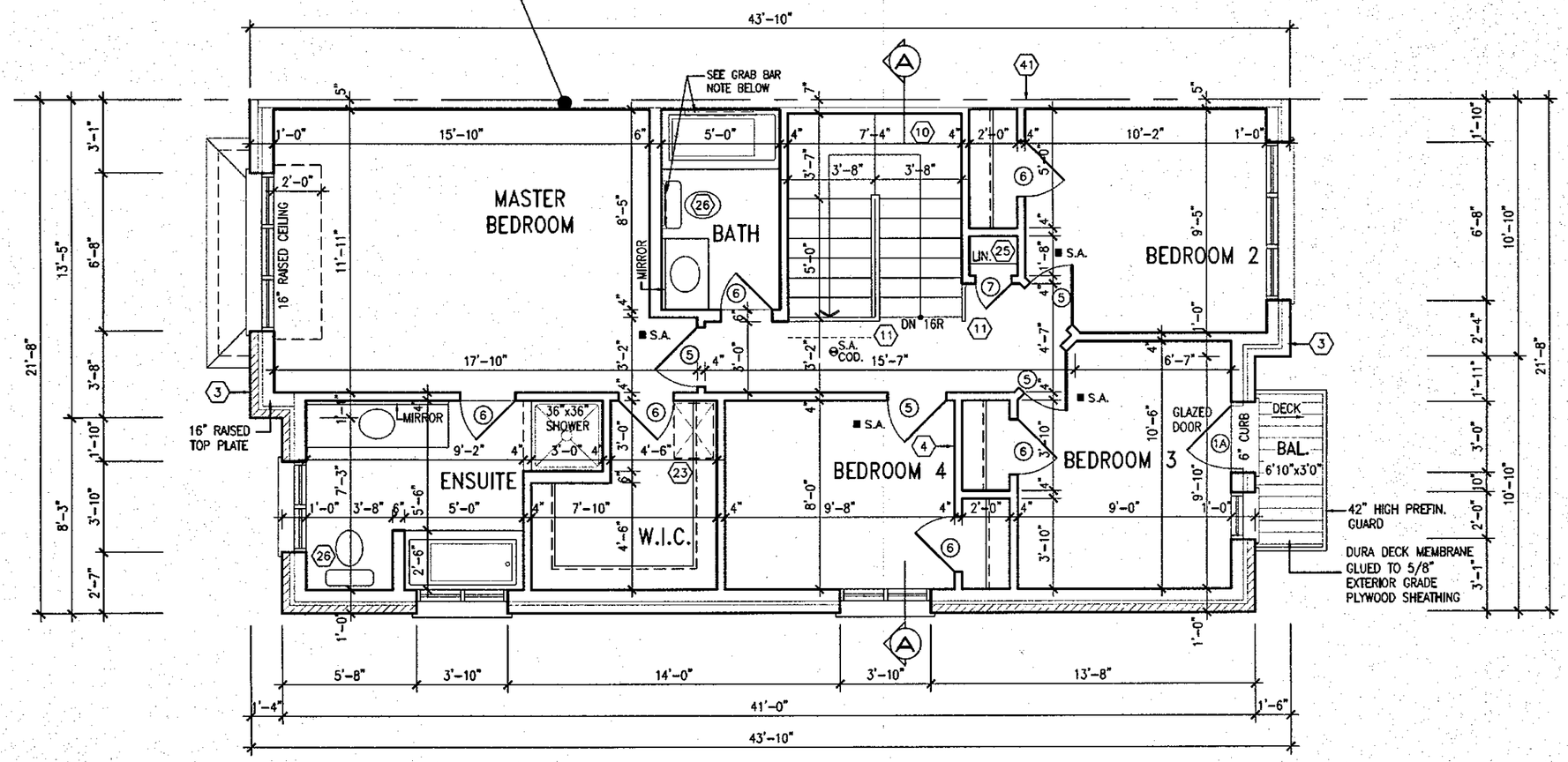

UPPER FLOOR PLAN ELEVATION '2'

STUD WALL REINFORCEMENT FOR FUTURE GRAB BARS IN MAIN BATHROOM
REINFORCEMENT OF STUD WALLS SHALL BE INSTALLED ADJACENT TO WATER CLOSETS AND SHOWER OR BATHTUB IN MAIN BATHROOM. REFER TO OBC. 9.5.2.3, 3.8.3.8.(1)(d) & 3.8.3.13.(1)(f).

NOTE:
REFER TO BLOCK WORKING DRAWINGS FOR SECOND FLOOR STRUCTURAL INFORMATION.

NOTE:1– BALCONY CONSTRUCTION
ONE PLY WATERPROOF MEMBRANE (DURADEK) ADHERED TO EXT. TYPE 5/8" T&G PLYWOOD SHEATHING OVER ENGINEERED FLOOR JOISTS. SLOPE TO EXTERIOR WITH WOOD SLEEPERS. MEMBRANE TO EXTEND 6" UP AT WALLS & 4" DOWN AT OPEN BALCONY EDGE.

MAY 03 2018

This is to certify that these plans comply with the applicable Architectural Design Guidelines approved by the City of HAMILTON.

DEWBERRY 2E
COMPLIANCE PACKAGE 'A4'

no.	description	date	by	no.	description	date	by
18				9			
17				8			
16				7	REVISED PER CITY COMMENTS. REISSUED.	MAR. 06/18	GW
15				6	REVISED. ISSUED FOR PERMIT.	SEP. 29/17	GW
14				5	ISSUED FOR PRICING.	AUG. 24/17	GW
13				4	REVISED AS PER ENGINEER COMMENTS.	AUG. 22/17	WT
12				3	FLOOR JOIST CO-ORD.	JUL 13/17	GW
11				2	REV. PER CLIENT COMMENTS. REISSUED.	JUN 26/17	GW
10				1	PLANS ISSUED FOR PRELIM. REVIEW.	JUN 21/17	GW

The undersigned has reviewed and takes responsibility for this design and has the qualifications and meets the requirements set out in the Ontario Building Code to be a Designer.

qualification information
name: Richard Vink — signature: R Vink — 24488 BCIN
registration information: VA3 Design Inc. — 42658

Contractor must verify all dimensions on the job and report any discrepancy to the Designer before proceeding with the work. All drawings and specifications are instruments of service and the property of the Designer which must be returned at the completion of the work. Drawings are not to be scaled.

VA3 DESIGN
255 Consumers Rd Suite 120
Toronto ON M2J 1R4
t 416.630.2255 f 416.630.4782
va3design.com

Greenpark

project name: RUSSELL GARDENS PH.2	municipality: WATERDOWN, ON.
END DEWBERRY 2E	project no. 16036
date: JUNE, 2017	UPPER FLOOR PLAN ELEV. '2'
drawn by: WT	checked by: –
scale: 3/16" = 1'-0"	file name: 16036-DEWBERRY-2E
drawing no.	A4a

All drawings specifications, related documents and design are the copyright property of VA3 DESIGN. Reproduction of this property in whole or in part is strictly prohibited without VA3 DESIGN's written permission.

2598 SF.

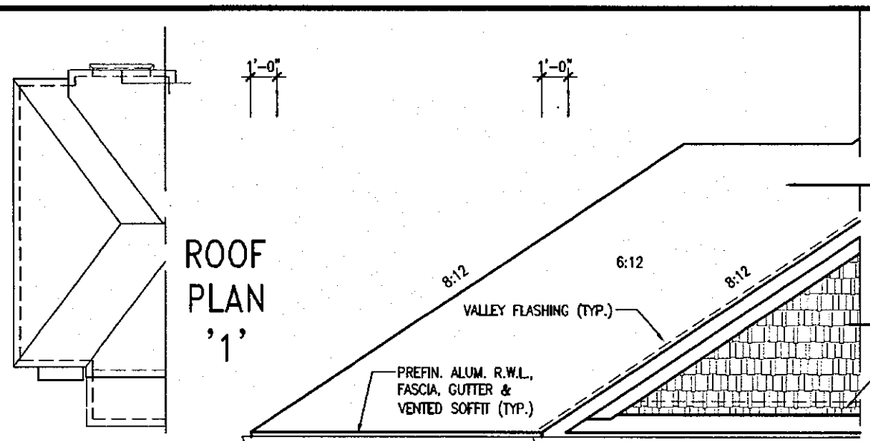

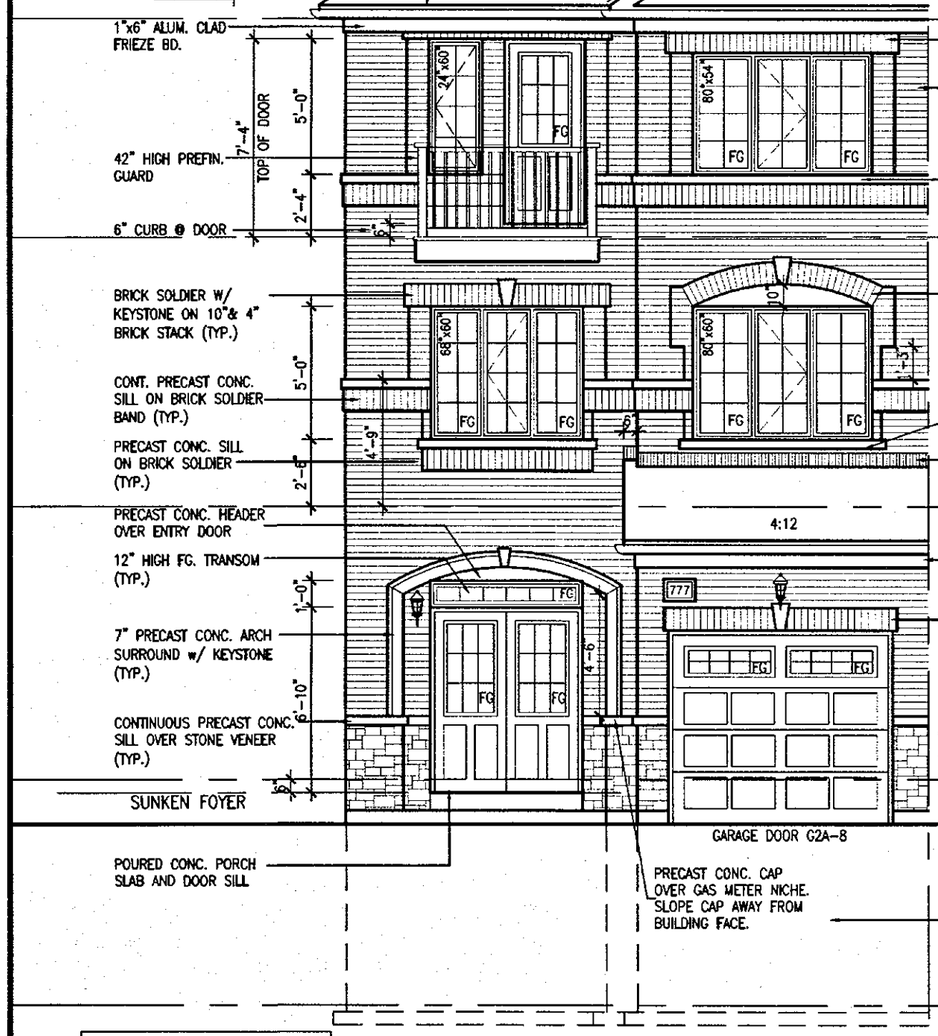

REAR ELEVATION '1'

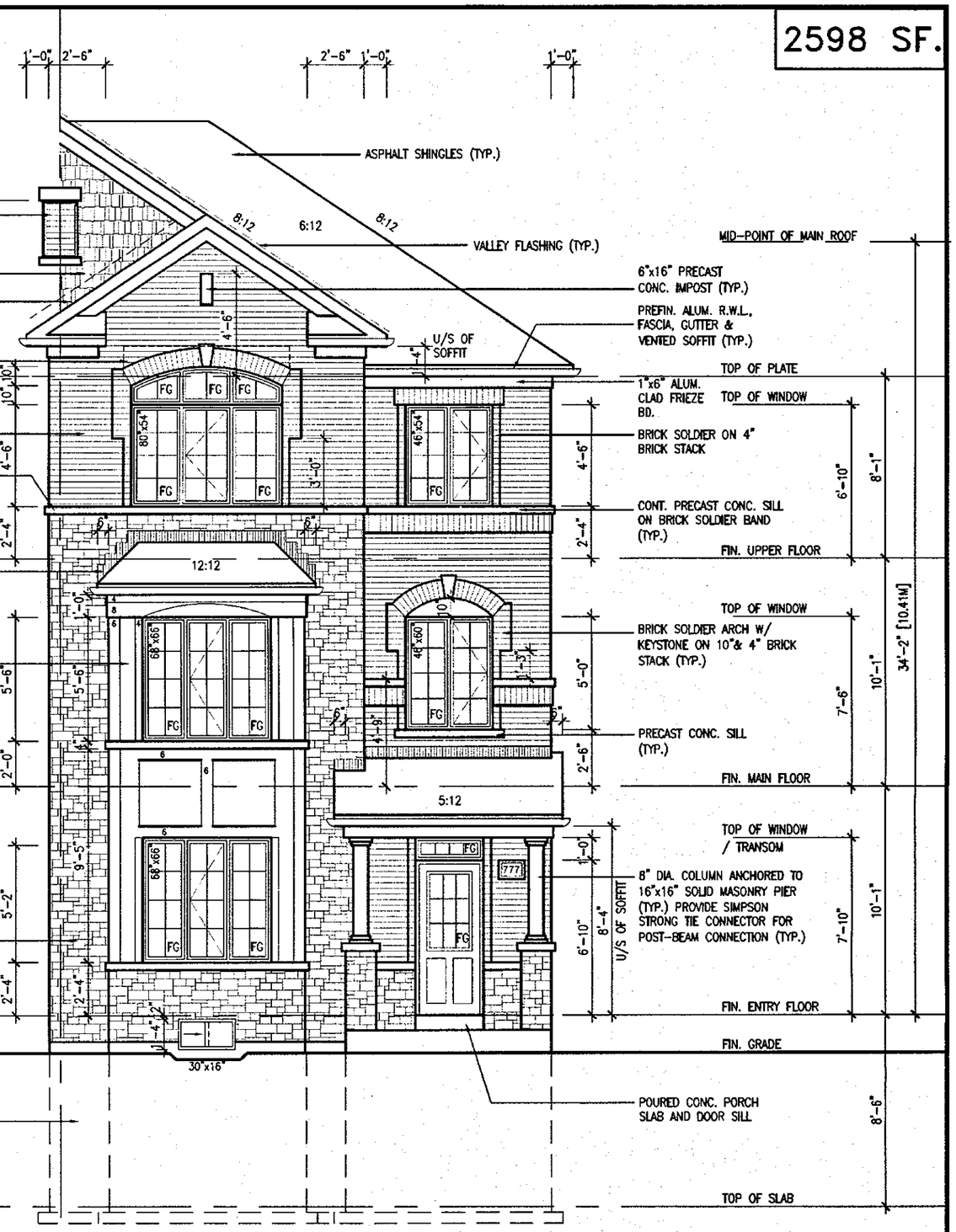

FRONT ELEVATION '1'

MAY 03 2018

This is to certify that these plans comply with the applicable Architectural Design Guidelines approved by the City of HAMILTON.

DEWBERRY 2E
COMPLIANCE PACKAGE 'A4'

no.	description	date	by	no.	description	date	by
18				9			
17				8	REVISED.	APR. 26/18	GW
16				7	REVISED PER CITY COMMENTS. REISSUED.	MAR. 06/18	GW
15				6	REVISED. ISSUED FOR PERMIT.	SEP. 29/17	GW
14				5	ISSUED FOR PRICING.	AUG. 24/17	GW
13				4	REVISED AS PER ENGINEER COMMENTS.	AUG. 22/17	WT
12				3	FLOOR JOIST CO-ORD.	JUL 13/17	GW
11				2	REV. PER CLIENT COMMENTS. REISSUED.	JUN 26/17	GW
10				1	PLANS ISSUED FOR PRELIM. REVIEW.	JUN 21/17	GW

The undersigned has reviewed and takes responsibility for this design and has the qualifications and meets the requirements set out in the Ontario Building Code to be a Designer.
qualification information
Richard Vink — signature — 24488 BCIN
name — registration information
VA3 Design Inc. — 42658

Contractor must verify all dimensions on the job and report any discrepancy to the Designer before proceeding with the work. All drawings and specifications are instruments of service and the property of the Designer which must be returned at the completion of the work. Drawings are not to be scaled.

VA3 DESIGN
255 Consumers Rd Suite 120
Toronto ON M2J 1R4
t 416.630.2255 f 416.630.4782
va3design.com

Greenpark.

END
DEWBERRY 2E

project name: RUSSELL GARDENS PH.2
municipality: WATERDOWN, ON.
project no.: 16036
date: JUNE, 2017
FRONT AND REAR ELEVATION '1'
drawn by: WT
checked by: –
scale: 3/16" = 1'-0"
file name: 16036-DEWBERRY-2E
drawing no.: A5

SHEC - H:\ARCHIVE\ACADINO\2016\16036.GRE\cmt\DEWBERRY 2E\16036-DEWBERRY-2E.dwg - Fri - Apr 27 2018 - 9:00 AM

All drawings specifications, related documents and design are the copyright property of VA3 DESIGN. Reproduction of this property in whole or in part is strictly prohibited without VA3 DESIGN's written permission.

2598 SF.

MAY 03 2018

It is the builder's complete responsibility to ensure that all plans submitted for approval fully comply with the Architectural Guidelines and all applicable regulations and requirements including zoning provisions and any provisions in the subdivision agreement. The Control Architect is not responsible in any way for examining or approving site (lotting) plans or working drawings with respect to any zoning or building code or permit matter or that any house can be properly built or located on its lot.

This is to certify that these plans comply with the applicable Architectural Design Guidelines approved by the City of HAMILTON.

DEWBERRY 2E
COMPLIANCE PACKAGE 'A4'

no.	description	date	by	no.	description	date	by
18	.	.	.	9	.	.	.
17	.	.	.	8	REVISED.	APR. 26/18	GW
16	.	.	.	7	REVISED PER CITY COMMENTS. REISSUED.	MAR. 06/18	GW
15	.	.	.	6	REVISED. ISSUED FOR PERMIT.	SEP. 29/17	GW
14	.	.	.	5	ISSUED FOR PRICING.	AUG. 24/17	GW
13	.	.	.	4	REVISED AS PER ENGINEER COMMENTS.	AUG. 22/17	WT
12	.	.	.	3	FLOOR JOIST CO-ORD.	JUL 13/17	GW
11	.	.	.	2	REV. PER CLIENT COMMENTS. REISSUED.	JUN 26/17	GW
10	.	.	.	1	PLANS ISSUED FOR PRELIM. REVIEW.	JUN 21/17	GW

The undersigned has reviewed and takes responsibility for this design and has the qualifications and meets the requirements set out in the Ontario Building Code to be a Designer.
qualification information — Richard Vink — 24488
name — signature — BCIN
registration information — VA3 Design Inc. — 42658

Contractor must verify all dimensions on the job and report any discrepancy to the Designer before proceeding with the work. All drawings and specifications are instruments of service and the property of the Designer which must be returned at the completion of the work. Drawings are not to be scaled.

VA3 DESIGN
255 Consumers Rd Suite 120
Toronto ON M2J 1R4
t 416.630.2255 f 416.630.4782
va3design.com

Greenpark

project name: RUSSELL GARDENS PH.2 — municipality: WATERDOWN, ON.

END DEWBERRY 2E

project no. 16036

date: JUNE, 2017 — FRONT AND REAR ELEVATION '2'

drawn by: WT — checked by: — scale: 3/16" = 1'-0" — file name: 16036-DEWBERRY-2E

drawing no. A5a

DWG - H:\ARCHIVE\ACTIVE\2016\16036.GRE_data\DEWBERRY\DEWBERRY 2E\16036-DEWBERRY-2E.dwg - Fri - Apr 27 2018 - 9:00 AM

All drawings specifications, related documents and design are the copyright property of VA3 DESIGN. Reproduction of this property in whole or in part is strictly prohibited without VA3 DESIGN's written permission.

2598 SF.

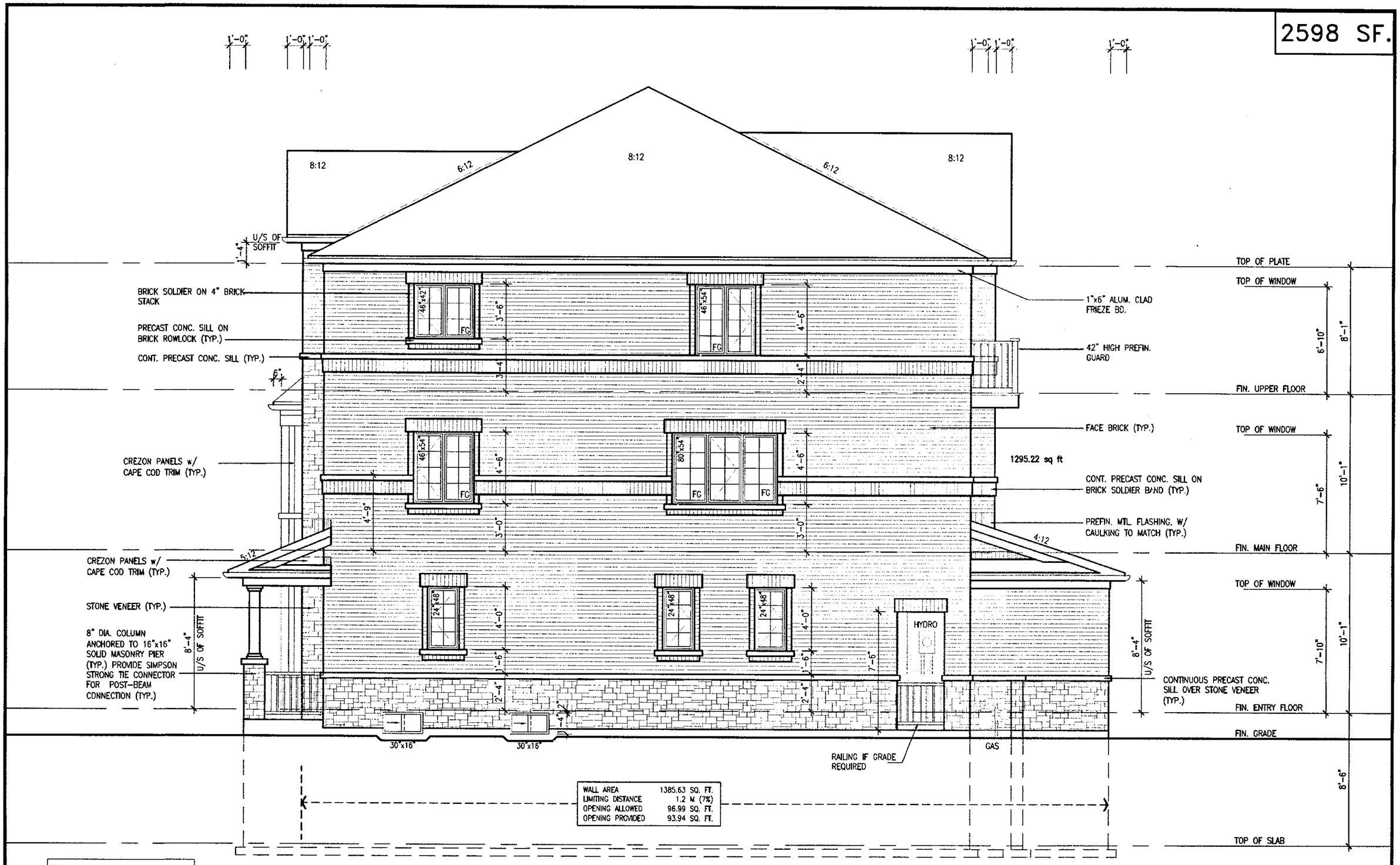

WALL AREA	1385.63 SQ. FT.
LIMITING DISTANCE	1.2 M (7%)
OPENING ALLOWED	96.99 SQ. FT.
OPENING PROVIDED	93.94 SQ. FT.

SIDE ELEVATION '1'

JUL 18 2018

It is the builder's complete responsibility to ensure that all plans submitted for approval fully comply with the Architectural Guidelines and all applicable regulations and requirements including zoning provisions and any provisions in the subdivision agreement. The Control Architect is not responsible in any way for examining or approving site (lotting) plans or working drawings with respect to any zoning or building code or permit matter or that any house can be properly built or located on its lot.

This is to certify that these plans comply with the applicable Architectural Design Guidelines approved by the City of HAMILTON.

DEWBERRY 2E
COMPLIANCE PACKAGE 'A4'

no.	description	date	by
18	.	.	.
17	.	.	.
16	.	.	.
15	.	.	.
14	.	.	.
13	.	.	.
12	.	.	.
11	.	.	.
10	.	.	.
9	REVISED SIDE ELEVATION. RE-ISSUED.	JU.. 06/18	DB
8	REVISED.	APR. 26/18	GW
7	REVISED PER CITY COMMENTS. REISSUED.	MAR. 06/18	GW
6	REVISED. ISSUED FOR PERMIT.	SEP. 29/17	GW
5	ISSUED FOR PRICING.	AUG. 24/17	GW
4	REVISED AS PER ENGINEER COMMENTS.	AUG. 22/17	WT
3	FLOOR JOIST CO-ORD.	JUL 13/17	GW
2	REV. PER CLIENT COMMENTS. REISSUED.	JUN 26/17	GW
1	PLANS ISSUED FOR PRE_IM. REVIEW.	JUN 21/17	GW

The undersigned has reviewed and takes responsibility for this design and has the qualifications and meets the requirements set out in the Ontario Building Code to be a Designer.

qualification information
Richard Vink — signature — BCIN 24488
registration information
VA3 Design Inc. 42658

Contractor must verify all dimensions on the job and report any discrepancy to the Designer before proceeding with the work. All drawings and specifications are instruments of service and the property of the Designer which must be returned at the completion of the work. Drawings are not to be scaled.

VA3 DESIGN
255 Consumers Rd Suite 120
Toronto ON M2J 1R4
t 416.630.2255 f 416.630.4782
va3design.com

Greenpark.

END
DEWBERRY 2E

project name: RUSSELL GARDENS PH.2
municipality: WATERDOWN, ON.
project no.: 16036

date: JUNE, 2017
SIDE ELEVATION '1'
drawn by: WT
checked by: -
scale: 3/16" = 1'-0"
file name: 16036-DEWBERRY-2E
drawing no.: A6

All drawings specifications, related documents and design are the copyright property of VA3 DESIGN. Reproduction of this property in whole or in part is strictly prohibited without VA3 DESIGN's written permission.

2598 SF.

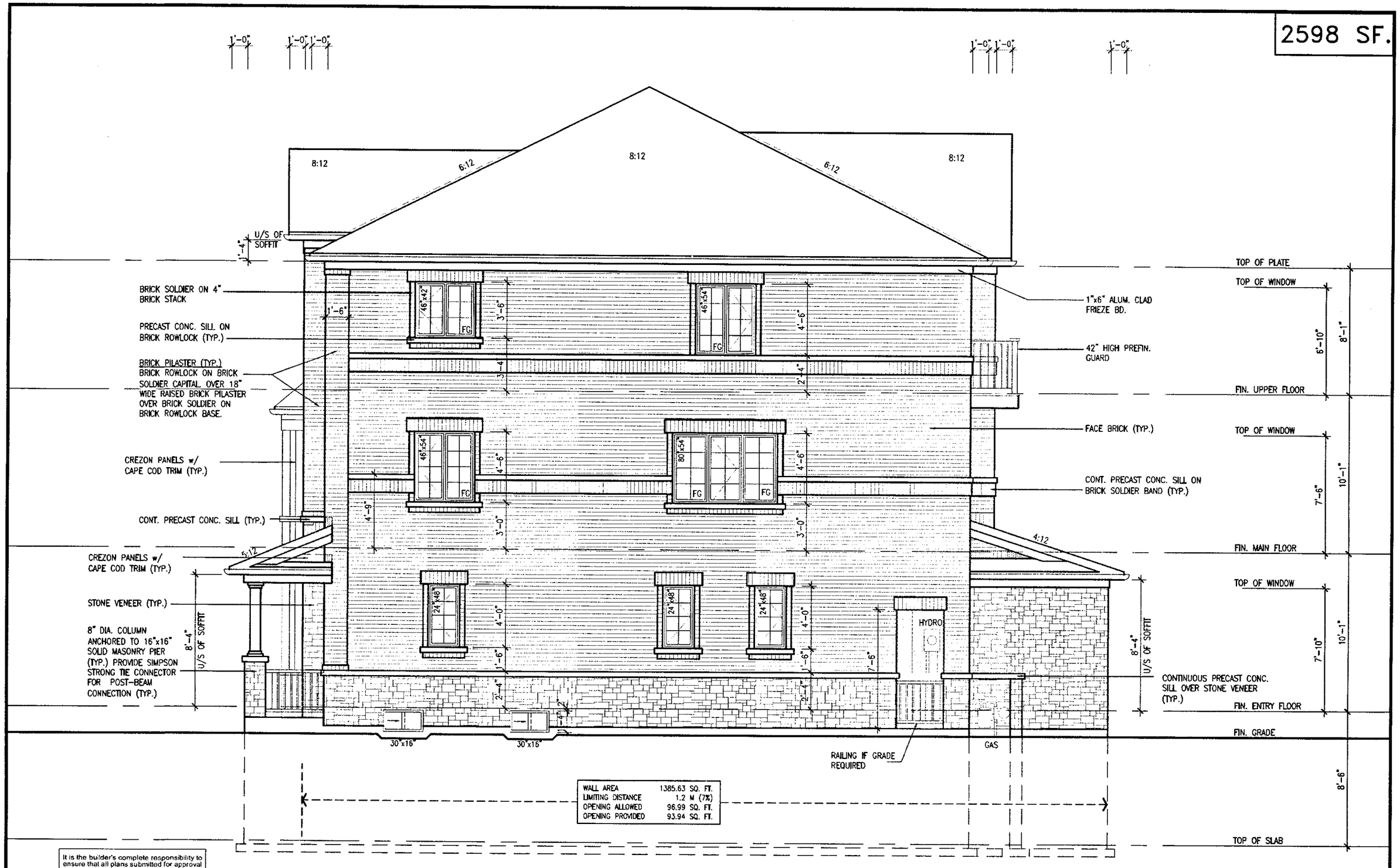

WALL AREA	1385.63 SQ. FT.
LIMITING DISTANCE	1.2 M (7%)
OPENING ALLOWED	96.99 SQ. FT.
OPENING PROVIDED	93.94 SQ. FT.

It is the builder's complete responsibility to ensure that all plans submitted for approval fully comply with the Architectural Guidelines and all applicable regulations and requirements including zoning provisions and any provisions in the subdivision agreement. The Control Architect is not responsible in any way for examining or approving site (lotting) plans or working drawings with respect to any zoning or building code or permit matter or that any house can be properly built or located on its lot.

This is to certify that these plans comply with the applicable Architectural Design Guidelines approved by the City of HAMILTON.

SIDE ELEVATION '2'

JUL 18 2018

DEWBERRY 2E
COMPLIANCE PACKAGE 'A4'

no.	description	date	by
18			
17			
16			
15			
14			
13			
12			
11			
10			
9	REVISED SIDE ELEVATION. RE-ISSUED.	JUL. 06/18	DB
8	REVISED.	APR. 26/18	GW
7	REVISED PER CITY COMMENTS. REISSUED.	MAR. 06/18	GW
6	REVISED. ISSUED FOR PERMIT.	SEP. 29/17	GW
5	ISSUED FOR PRICING.	AUG. 24/17	GW
4	REVISED AS PER ENGINEER COMMENTS.	AUG. 22/17	WT
3	FLOOR JOIST CO-ORD.	JUL 13/17	GW
2	REV. PER CLIENT COMMENTS. REISSUED.	JUN 26/17	GW
1	PLANS ISSUED FOR PRELIM. REVIEW.	JUN 21/17	GW

The undersigned has reviewed and takes responsibility for this design and has the qualifications and meets the requirements set out in the Ontario Building Code to be a Designer.

qualification information
name: Richard Vink — signature: R Vink — BCIN: 24488
registration information
VA3 Design Inc. — 42658

Contractor must verify all dimensions on the job and report any discrepancy to the Designer before proceeding with the work. All drawings and specifications are instruments of service and the property of the Designer which must be returned at the completion of the work. Drawings are not to be scaled.

VA3 DESIGN
255 Consumers Rd Suite 120
Toronto ON M2J 1R4
t 416.630.2255 f 416.630.4782
va3design.com

Greenpark.

END
DEWBERRY 2E

project name: RUSSELL GARDENS PH.2 — municipality: WATERDOWN, ON. — project no. 16036
date: JUNE, 2017 — SIDE ELEVATION '2' — drawing no. A6a
drawn by: WT — checked by: – — scale: 3/16" = 1'-0" — file name: 16036-DEWBERRY-2E

All drawings specifications, related documents and design are the copyright property of VA3 DESIGN. Reproduction of this property in whole or in part is strictly prohibited without VA3 DESIGN's written permission.

2598 SF.

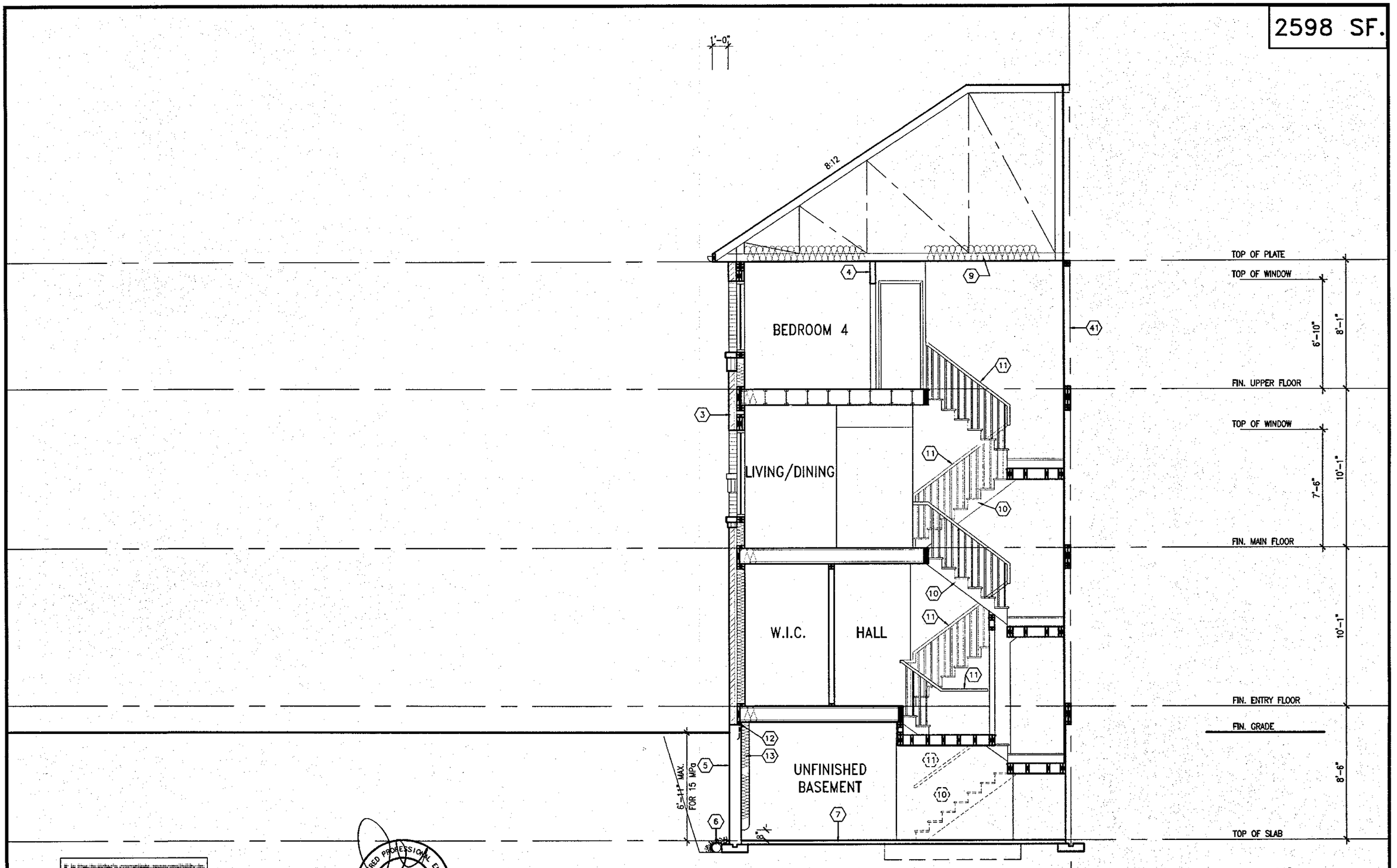

SECTION A–A – ELEV. '1'

MAY 03 2018

This is to certify that these plans comply with the applicable Architectural Design Guidelines approved by the City of HAMILTON.

REGISTERED PROFESSIONAL ENGINEER
B. MARINKOVIC
PROVINCE OF ONTARIO
STRUDET INC.
FOR STRUCTURE ONLY

DEWBERRY 2E
COMPLIANCE PACKAGE 'A4'

no.	description	date	by	no.	description	date	by
18	.	.	.	9	.	.	.
17	.	.	.	8	.	.	.
16	.	.	.	7	REVISED PER CITY COMMENTS. REISSUED.	MAR. 06/18	GW
15	.	.	.	6	REVISED. ISSUED FOR PERMIT.	SEP. 29/17	GW
14	.	.	.	5	ISSUED FOR PRICING.	AUG. 24/17	GW
13	.	.	.	4	REVISED AS PER ENGINEER COMMENTS.	AUG. 22/17	WT
12	.	.	.	3	FLOOR JOIST CO-ORD.	JUL 13/17	GW
11	.	.	.	2	REV. PER CLIENT COMMENTS. REISSUED.	JUN 26/17	GW
10	.	.	.	1	PLANS ISSUED FOR PREJM. REVIEW.	JUN 21/17	GW

The undersigned has reviewed and takes responsibility for this design and has the qualifications and meets the requirements set out in the Ontario Building Code to be a Designer.
qualification information
Richard Vink 24488
name signature BCIN
registration information
VA3 Design Inc. 42658

Contractor must verify all dimensions on the job and report any discrepancy to the Designer before proceeding with the work. All drawings and specifications are instruments of service and the property of the Designer which must be returned at the completion of the work. Drawings are not to be scaled.

VA3 DESIGN
255 Consumers Rd Suite 120
Toronto ON M2J 1R4
t 416.630.2255 f 416.630.4782
va3design.com

Greenpark.

END
DEWBERRY 2E

project name: RUSSELL GARDENS PH.2
municipality: WATERDOWN, ON.
project no. 16036

date: JUNE, 2017
SECTION A–A – ELEV. '1'
drawn by: WT
checked by: –
scale: 3/16" = 1'-0"
file name: 16036-DEWBERRY-2E
drawing no. A7

DWG - H:\ARCHIVE\ACADVNCS\2016\16036.DRF\Dwgs\DEWBERRY 2E\16036-DEWBERRY-2E.dwg - Tue - Mar 6 2018 - 2:58 PM

All drawings specifications, related documents and design are the copyright property of VA3 DESIGN. Reproduction of this property in whole or in part is strictly prohibited without VA3 DESIGN's written permission.

2598 SF.

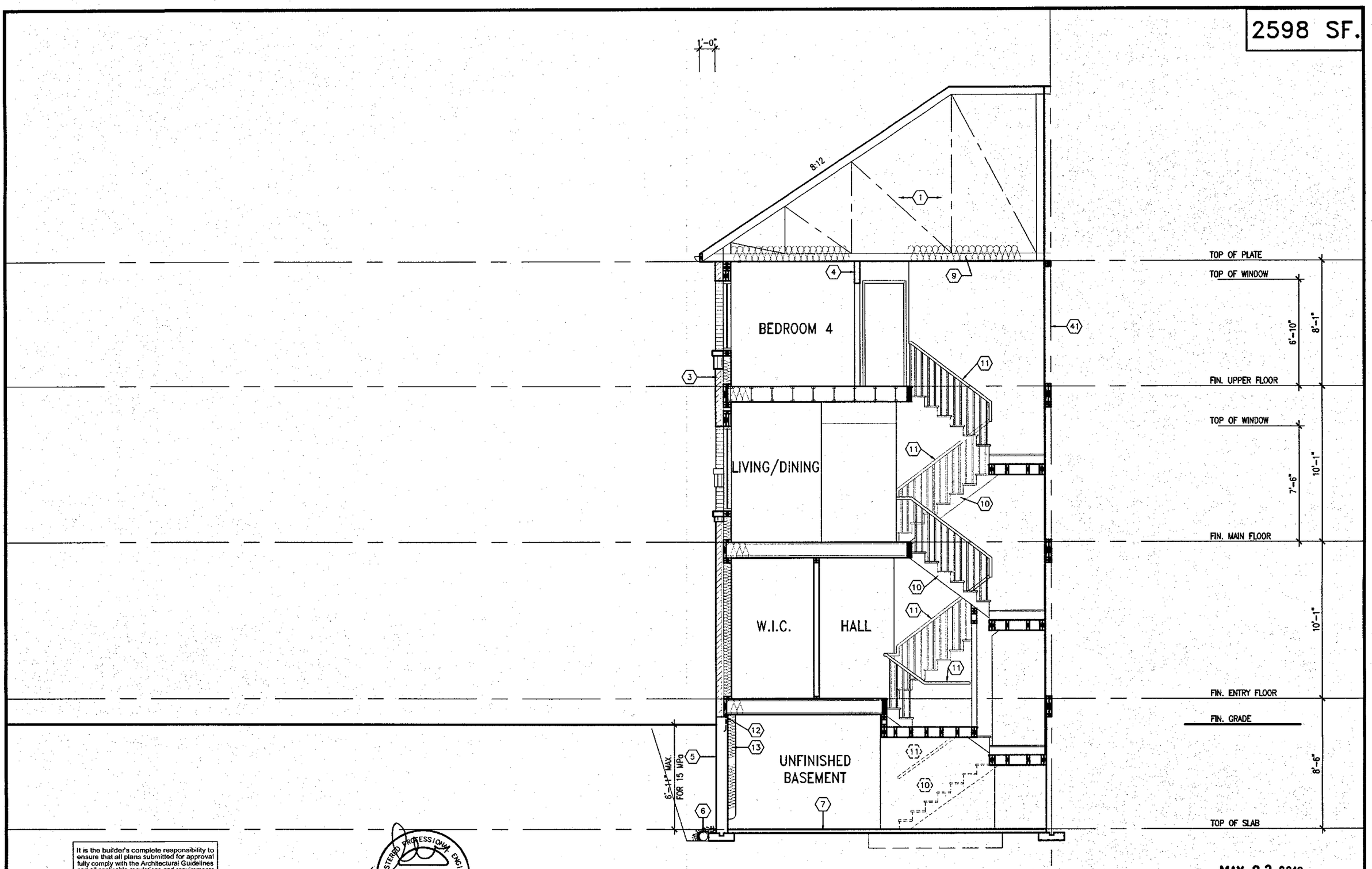

SECTION A–A – ELEV. '2'

MAY 03 2018

It is the builder's complete responsibility to ensure that all plans submitted for approval fully comply with the Architectural Guidelines and all applicable regulations and requirements including zoning provisions and any provisions in the subdivision agreement. The Control Architect is not responsible in any way for examining or approving site (lotting) plans or working drawings with respect to any zoning or building code or permit matter or that any house can be properly built or located on its lot.

This is to certify that these plans comply with the applicable Architectural Design Guidelines approved by the City of HAMILTON.

REGISTERED PROFESSIONAL ENGINEER
B. MARINKOVIC
PROVINCE OF ONTARIO

STRUDET INC.
FOR STRUCTURE ONLY

DEWBERRY 2E
COMPLIANCE PACKAGE 'A4'

no.	description	date	by	no.	description	date	by
18	.	.	.	9	.	.	.
17	.	.	.	8	.	.	.
16	.	.	.	7	REVISED PER CITY COMMENTS. REISSUED.	MAR. 06/18	GW
15	.	.	.	6	REVISED. ISSUED FOR PERMIT.	SEP. 29/17	GW
14	.	.	.	5	ISSUED FOR PRICING.	AUG. 24/17	GW
13	.	.	.	4	REVISED AS PER ENGINEER COMMENTS.	AUG. 22/17	WT
12	.	.	.	3	FLOOR JOIST CO-ORD.	JUL 13/17	GW
11	.	.	.	2	REV. PER CLIENT COMMENTS. REISSUED.	JUN 26/17	GW
10	.	.	.	1	PLANS ISSUED FOR PREJM. REVIEW.	JUN 21/17	GW

The undersigned has reviewed and takes responsibility for this design and has the qualifications and meets the requirements set out in the Ontario Building Code to be a Designer.

qualification information
name: Richard Vink — signature: R Vink — BCIN: 24488
registration information
VA3 Design Inc. — 42658

Contractor must verify all dimensions on the job and report any discrepancy to the Designer before proceeding with the work. All drawings and specifications are instruments of service and the property of the Designer which must be returned at the completion of the work. Drawings are not to be scaled.

VA3 DESIGN
255 Consumers Rd Suite 120
Toronto ON M2J 1R4
t 416.630.2255 f 416.630.4782
va3design.com

Greenpark.

END
DEWBERRY 2E

project name: RUSSELL GARDENS PH.2
municipality: WATERDOWN, ON.
project no.: 16036
date: JUNE, 2017
SECTION A–A – ELEV. '2'
drawn by: WT
checked by: –
scale: 3/16" = 1'-0"
file name: 16036-DEWBERRY-2E
drawing no.: A7a

DWG – H:\ARCHICAD\WORKINGS\2016\16036.DREW\Plots\DEWBERRY\DEWBERRY 2E\16036-DEWBERRY-2E.dwg – Tue – Mar 6 2018 – 2:58 PM

All drawings specifications, related documents and design are the copyright property of VA3 DESIGN. Reproduction of this property in whole or in part is strictly prohibited without VA3 DESIGN's written permission.

2598 SF.

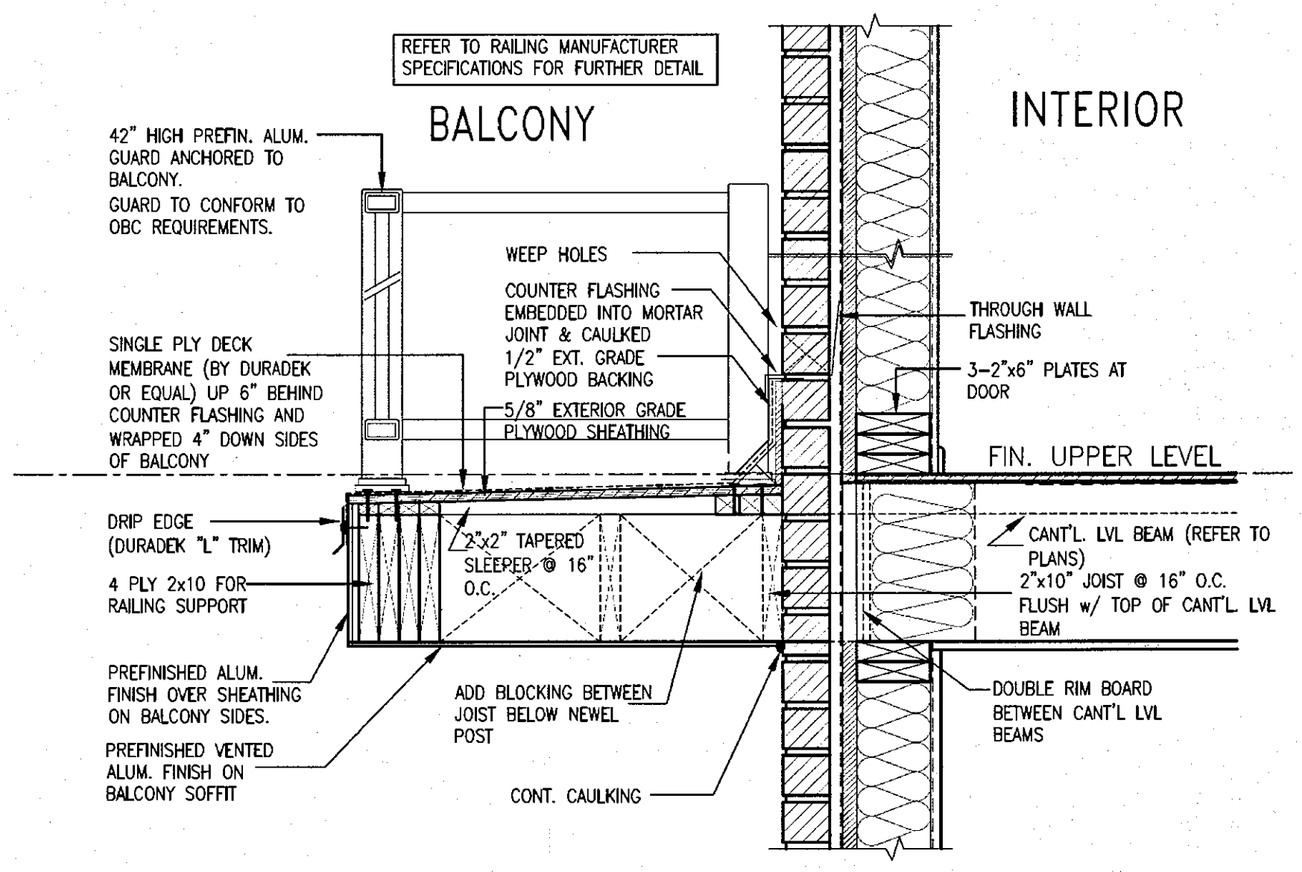

DE9 SECTION THROUGH BALCONY AT UPPER LEVEL SCALE: N.T.S.

(Refer to unit plans)

It is the builder's complete responsibility to ensure that all plans submitted for approval fully comply with the Architectural Guidelines and all applicable regulations and requirements including zoning provisions and any provisions in the subdivision agreement. The Control Architect is not responsible in any way for examining or approving site (lotting) plans or working drawings with respect to any zoning or building code or permit matter or that any house can be properly built or located on its lot.

This is to certify that these plans comply with the applicable Architectural Design Guidelines approved by the City of HAMILTON.

REGISTERED PROFESSIONAL ENGINEER
B. MARINKOVIC
PROVINCE OF ONTARIO

STRUDET INC.
FOR STRUCTURE ONLY

OCT 0 4 2017

DEWBERRY 2E
COMPLIANCE PACKAGE 'A4'

no.	description	date	by	no.	description	date	by
18	.	.	.	9	.	.	.
17	.	.	.	8	.	.	.
16	.	.	.	7	.	.	.
15	.	.	.	6	REVISED. ISSUED FOR PERMIT.	SEP. 29/17	GW
14	.	.	.	5	ISSUED FOR PRICING.	AUG. 24/17	GW
13	.	.	.	4	REVISED AS PER ENGINEER COMMENTS.	AUG. 22/17	WT
12	.	.	.	3	FLOOR JOIST CO-ORD.	JUL 13/17	GW
11	.	.	.	2	REV. PER CLIENT COMMENTS. REISSUED.	JUN 26/17	GW
10	.	.	.	1	PLANS ISSUED FOR PRELIM. REVIEW.	JUN 21/17	GW

The undersigned has reviewed and takes responsibility for this design and has the qualifications and meets the requirements set out in the Ontario Building Code to be a Designer.

qualification information: Richard Vink — 24488 (signature: R Vink)
registration information: VA3 Design Inc. — BCIN 42658

Contractor must verify all dimensions on the job and report any descrepancy to the Designer before proceeding with the work. All drawings and specifications are instruments of service and the property of the Designer which must be returned at the completion of the work. Drawings are not to be scaled.

VA3 DESIGN
255 Consumers Rd Suite 120
Toronto ON M2J 1R4
t 416.630.2255 f 416.630.4782
va3design.com

Greenpark.

END
DEWBERRY 2E

project name: RUSSELL GARDENS PH.2
municipality: WATERDOWN, ON.
project no.: 16036
date: JUNE, 2017
BALCONY SECTION
drawn by: WT
checked by: –
scale: 3/16" = 1'-0"
file name: 16036-DEWBERRY-2E
drawing no.: A8

CREG - H:\ARCHIVE\WORKING\2016\16036.GRE\DWGS\DEWBERRY 2E\16036-DEWBERRY-2E.dwg - Fri - Sep 29 2017 - 11:47 AM

All drawings specifications, related documents and design are the copyright property of VA3 DESIGN. Reproduction of this property in whole or in part is strictly prohibited without VA3 DESIGN's written permission.