1899 SF.

STRIP FOOTINGS – FOR SINGLES & SEMIS UP TO 2 STOREYS

8" OR 10" FOUNDATION WALLS WITH 2"x8" / 2"x10" FLOOR JOISTS
20"x6" CONCRETE STRIP FOOTINGS BELOW FOUNDATION WALLS.
24"x8" CONCRETE STRIP FOOTINGS BELOW PARTY WALLS.

FOUNDATION WALLS WITH ENGINEERED JOISTS OVER 16' SPANS
24"x8" CONCRETE STRIP FOOTINGS BELOW FOUNDATION WALLS.

FOOTINGS ON ENGINEERED FILL
24"x8" CONCRETE STRIP FOOTINGS WITH REINFORCING.
BELOW EXTERIOR WALLS.
30"x8" CONCRETE STRIP FOOTINGS WITH REINFORCING.
BELOW PARTY WALLS.
(REFER TO ENGINEER FILL FOOTING DETAIL)

ASSUME THE LARGER FOOTING SIZE WHEN TWO CONDITIONS APPLY.

ASSUMED 120 KPa (18 p.s.i.) SOIL BEARING CAPACITY FOR SINGLES OR 90 KPa FOR ENGINEERED FILL, TO BE VERIFIED ON SITE.

PAD FOOTINGS

120 KPa. NATIVE SOIL	90 KPa. ENGINEERED FILL SOIL
F1 = 42"x42"x18" CONCRETE PAD	F1 = 48"x48"x20" CONCRETE PAD
F2 = 36"x36"x16" CONCRETE PAD	F2 = 40"x40"x16" CONCRETE PAD
F3 = 30"x30"x12" CONCRETE PAD	F3 = 34"x34"x14" CONCRETE PAD
F4 = 24"x24"x12" CONCRETE PAD	F4 = 28"x28"x12" CONCRETE PAD
F5 = 16"x16"x8" CONCRETE PAD	F5 = 18"x18"x8" CONCRETE PAD

(REFER TO FLOOR PLAN FOR UNUSUAL SIZE PADS NOT ON CHART.)

VENEER CUT

WHEN VENEER CUT IS GREATER THAN 26", A 10" POURED CONCRETE FOUNDATION WALL IS REQUIRED.

EXPOSED CONCRETE (FLATWORK)

ALL GARAGE SLABS, PORCH SLABS, STAIRS (EXPOSED CONC. FLAT WORK) TO BE 32 MPa. WITH 5–8% AIR ENTRAINMENT.

BRICK VENEER LINTELS (WL)

WL1 =3-1/2" x 3-1/2" x 1/4"L (90x90x6.0L) + 2-2"x8" SPR. No.2
WL2 =4" x 3-1/2" x 5/16"L (100x90x8.0L) + 2-2"x8" SPR. No.2
WL3 =5" x 3-1/2" x 5/16"L (125x90x8.0L) + 2-2"x10" SPR. No.2
WL4 =6" x 3-1/2" x 3/8"L (150x90x10.0L) + 2-2"x12" SPR. No.2
WL5 =6" x 4" x 3/8"L (150x100x10.0L) + 2-2"x12" SPR. No.2
WL6 =5" x 3-1/2" x 5/16"L (125x90x8.0L) + 2-2"x12" SPR. No.2
WL7 =5" x 3-1/2" x 5/16"L (125x90x8.0L) + 3-2"x12" SPR. No.2
WL8 =5" x 3-1/2" x 5/16"L (125x90x8.0L) + 3-2"x10" SPR. No.2
WL9 =6" x 4" x 3/8"L (150x100x10.0L) + 3-2"x10" SPR. No.2

WOOD LINTELS AND BEAMS (WB)

WB1 =2-2"x8" (2-38x184) SPR. No.2
WB2 =3-2"x8" (3-38x184) SPR. No.2
WB3 =2-2"x10" (2-38x235) SPR. No.2
WB4 =3-2"x10" (3-38x235) SPR. No.2
WB5 =2-2"x12" (2-38x286) SPR. No.2
WB6 =3-2"x12" (3-38x286) SPR. No.2
WB7 =5-2"x12" (5-38x286) SPR. No.2
WB11 =4-2"x10" (4-38x235) SPR. No.2
WB12 =4-2"x12" (4-38x286) SPR. No.2

LAMINATED VENEER LUMBER (LVL) BEAMS

LVL1A =1-1 3/4"x7 1/4" (1-45x184)
LVL1 =2-1 3/4"x7 1/4" (2-45x184)
LVL2 =3-1 3/4"x7 1/4" (3-45x184)
LVL3 =4-1 3/4"x7 1/4" (4-45x184)
LVL4A =1-1 3/4"x9 1/2" (1-45x240)
LVL4 =2-1 3/4"x9 1/2" (2-45x240)
LVL5 =3-1 3/4"x9 1/2" (3-45x240)
LVL5A =4-1 3/4"x9 1/2" (4-45x240)
LVL6A =1-1 3/4"x11 7/8" (1-45x300)
LVL6 =2-1 3/4"x11 7/8" (2-45x300)
LVL7 =3-1 3/4"x11 7/8" (3-45x300)
LVL8 =2-1 3/4"x14" (2-45x356)
LVL9 =3-1 3/4"x14" (3-45x356)

LOOSE STEEL LINTELS (L)

L1 =3-1/2" x 3-1/2" x 1/4"L (90x90x6.0L)
L2 =4" x 3-1/2" x 5/16"L (100x90x8.0L)
L3 =5" x 3-1/2" x 5/16"L (125x90x8.0L)
L4 =6" x 3-1/2" x 3/8"L (150x90x10.0L)
L5 =6" x 4" x 3/8"L (150x100x10.0L)
L6 =7" x 4" x 3/8"L (180x100x10.0L)

DOOR SCHEDULE

NOS.	WIDTH	HEIGHT 8'-9' CEILING	HEIGHT 10' OR MORE CEILING	TYPE
1	2'-10"	6'-8"	8'-0"	INSULATED ENTRANCE DOOR
1a	2'-8"	6'-8"	8'-0"	INSULATED FRONT DOORS
2	2'-8"	6'-8"	8'-0"	WOOD & GLASS DOOR
3	2'-8"	6'-8"	8'-0"	EXTERIOR SLAB DOOR
4	2'-8"	6'-8"	8'-0"	INTERIOR SLAB DOOR
5	2'-6"	6'-8"	8'-0"	INTERIOR SLAB DOOR
6	2'-2"	6'-8"	8'-0"	INTERIOR SLAB DOOR
7	1'-6"	6'-8"	8'-0"	INTERIOR SLAB DOOR

CERAMIC TILE FOR CONVENTIONAL LUMBER (OBC 9.30.6)
SPACE ALL CONVENTIONAL FLOOR JOISTS @ 12" O.C. BELOW ALL CERAMIC TILE AREAS.
PROVIDE 1 ROW BRIDGING FOR SPANS OF 5'0"–7'0". 2 ROWS FOR SPANS GREATER THAN 7'0".

NOTE: ROOF FRAMING:
REFER TO ROOF TRUSS SHOP DRAWINGS FOR ALL ROOF FRAMING INFORMATION UNLESS OTHERWISE NOTED.

PLANS NOT DRAWN TO ACTUAL GRADE. REFER TO FINAL APPROVED GRADING PLAN.

NOTE: ENGINEERED FLOOR FRAMING
REFER TO ENGINEERED FLOOR LAYOUTS FOR ALL ENGINEERED FLOOR FRAMING INFORMATION AND DETAILS, UNLESS OTHERWISE NOTED.

TWO STOREY HEIGHT WALL DETAIL

2-2"x6" STUD WALL NAILED TOGETHER AND SPACED @ 12"o.c. FULL HEIGHT, c/w SOLID BLOCKING @ 4'-0" o.c. VERTICAL AND 2/16" EXT. PLYWOOD SHEATHING.

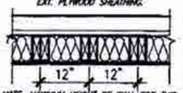

NOTE: MAXIMUM HEIGHT OF WALL FOR THIS DETAIL IS 18'-0" AND MAX. SUPPORTED LENGTH OF TRUSS IS 40'-0".

THE MINIMAL THERMAL PERFORMANCE OF BUILDING ENVELOPE AND EQUIPMENT SHALL CONFORM TO THE FOLLOWING SB-12 COMPLIANCE PACKAGE AS PER OBC SUPPLEMENTARY STANDARD SB-12, SECTION 3.1.1.1.

USE SB-12 COMPLIANCE PACKAGE (A1):

COMPONENT	A1	Notes:
Ceiling with Attic Space Minimum RSI (R) value	10.56 (R60)	R20 at inner face of exterior walls
Ceiling without Attic Space Minimum RSI (R) value	5.46 (R31)	BATT or SPRAY
Exposed Floor Minimum RSI (R) value	5.46 (R31)	BATT or SPRAY
Walls Above Grade Minimum RSI (R) value	3.87 (R22)	6" R22 BATT
Basement Walls Minimum RSI (R) value	3.52ci (R20ci)	OPTION TO USE R12+R10ci.
Edge of Below Grade Slab ≤600mm below grade Minimum RSI (R) value	1.76 (R10)	RIGID INSUL
Windows & Sliding glass Doors Maximum U-value	0.28	
Skylights Maximum U-value	0.49	
Space Heating Equipment Minimum AFUE	96% Min.	NATURAL GAS
Hot Water Heater Minimum EF	0.8	NATURAL GAS
HRV Minimum Efficiency	75%	–
Drain Water Heat Recovery Unit (DWHR)	Minimum 1 OR Maximum 2 Required. Dependent on number of showers installed. Refer to SB12-3.1.1.12 for information	

ci– Denotes Continuous Insulation without framing interruption.

UNINSULATED OPENINGS (PER OBC. SB-12,3.1.1(7))

HEMLOCK 3 ELEV. 1 (4 BED)	ENERGY EFFICIENCY – OBC SB12		
ELEVATION	WALL AREA S.F.	OPENING S.F.	PERCENTAGE
FRONT	481.31 S.F.	128.23 S.F.	26.64 %
LEFT SIDE	944.10 S.F.	57.55 S.F.	6.10 %
RIGHT SIDE	944.10 S.F.	23.50 S.F.	2.49 %
REAR	[illegible]	76.42 S.F.	15.88 %
* OPENINGS OMITTED AS PER SB-12 3.1.1.9(4) MAX 19.9 S.F. REFER TO ELEVATION FOR LOCATION		[illegible]	
TOTAL SQ. FT.	2850.82 S.F.	285.70 S.F.	[illegible] %
TOTAL SQ. M.	264.85 S.M.	26.54 S.M.	10.02

UNINSULATED OPENINGS (PER OBC. SB-12,3.1.1(7))

HEMLOCK 3 ELEV. 3 (3 BED)	ENERGY EFFICIENCY – OBC SB12		
ELEVATION	WALL AREA S.F.	OPENING S.F.	PERCENTAGE
FRONT	481.31 S.F.	128.23 S.F.	26.64 %
LEFT SIDE	[illegible]	51.57 S.F.	5.46 %
RIGHT SIDE	944.10 S.F.	23.50 S.F.	2.49 %
REAR	481.31 S.F.	76.42 S.F.	15.88 %
* OPENINGS OMITTED AS PER SB-12 3.1.1.9(4) MAX 19.9 S.F. REFER TO ELEVATION FOR LOCATION		0.0 S.F.	
TOTAL SQ. FT.	2850.82 S.F.	279.72 S.F.	9.8[illegible] %
TOTAL SQ. M.	264.85 S.M.	25.99 S.M.	9.81 %

UNINSULATED OPENINGS (PER OBC. SB-12,3.1.1(7))

HEMLOCK 3 ELEV. 2 (4 BED)	ENERGY EFFICIENCY – OBC SB12		
ELEVATION	WALL AREA S.F.	OPENING S.F.	PERCENTAGE
FRONT	481.31 S.F.	126.31 S.F.	26.24 %
LEFT SIDE	944.10 S.F.	57.55 S.F.	6.10 %
RIGHT SIDE	944.10 S.F.	23.50 S.F.	2.49 %
REAR	481.31 S.F.	76.42 S.F.	15.88 %
* OPENINGS OMITTED AS PER SB-12 3.1.1.9(4) MAX 19.9 S.F. REFER TO ELEVATION FOR LOCATION		0.0 S.F.	
TOTAL SQ. FT.	2850.82 S.F.	283.78 S.F.	9.95 %
TOTAL SQ. M.	264.85 S.M.	26.36 S.M.	9.95 %

UNINSULATED OPENINGS (PER OBC. SB-12,3.1.1(7))

HEMLOCK 3 ELEV. 2-(3 BED)	ENERGY EFFICIENCY – OBC SB12		
ELEVATION	WALL AREA S.F.	OPENING S.F.	PERCENTAGE
FRONT	481.31 S.F.	126.31 S.F.	26.24 %
LEFT SIDE	[illegible]	51.57 S.F.	5.46 %
RIGHT SIDE	[illegible]	23.50 S.F.	2.49 %
REAR	[illegible]	76.42 S.F.	15.88 %
* OPENINGS OMITTED AS PER SB-12 3.1.1.9(4) MAX 19.9 S.F. REFER TO ELEVATION FOR LOCATION		[illegible]	
TOTAL SQ. FT.	2850.82 S.F.	277.80 S.F.	[illegible] %
TOTAL SQ. M.	264.85 S.M.	25.81 S.M.	[illegible] %

AREA CALCULATIONS	ELEV '1'
GROUND FLOOR AREA	952 SF
SECOND FLOOR AREA	943 SF
TOTAL FLOOR AREA	**1895 SF** (176.05 m2)
FIRST FLOOR OPEN AREA	XX SF
SECOND FLOOR OPEN AREA	4 SF
ADD TOTAL OPEN AREAS	+4 SF
ADD FINISHED BSMT AREA	+XX SF
GROSS FLOOR AREA	**1899 SF** (176.42 m2)
GROUND FLOOR COVERAGE	952 SF
GARAGE COVERAGE/AREA	214 SF
PORCH COVERAGE/AREA	46 SF
COVERAGE W/ PORCH	**1212 SF** (112.[illegible] m2)
COVERAGE W/O PORCH	**11[illegible]** (108.32 m[illegible])

AREA CALCULATIONS	ELEV '2'
GROUND FLOOR AREA	969 SF
SECOND FLOOR AREA	959 SF
TOTAL FLOOR AREA	**1928 SF** (179.12 m2)
FIRST FLOOR OPEN AREA	XX SF
SECOND FLOOR OPEN AREA	4 SF
ADD TOTAL OPEN AREAS	+4 SF
ADD FINISHED BSMT AREA	+XX SF
GROSS FLOOR AREA	**1932 SF** (179.49 m2)
GROUND FLOOR COVERAGE	969 SF
GARAGE COVERAGE/AREA	214 SF
PORCH COVERAGE/AREA	88 SF
COVERAGE W/ PORCH	**1271 SF** (118.08 m2)
COVERAGE W/O PORCH	**1183 SF** (109.90 m2)

Certified Model # 18-41143 000000RR
Builder Greenpark
M Plan 2060 Lot 37L
Model

Certified Model #
Builder
M Plan 2060 Lot 37L
Model

It is the builder's complete responsibility to ensure that all plans submitted for approval fully comply with the Architectural Guidelines and all applicable regulations and requirements including zoning provisions and any provisions in the subdivision agreement. The Control Architect is not responsible in any way for examining or approving site (lotting) plans or working drawings with respect to any zoning or building code or permit matter or that any house can be properly built or located on its lot.

This is to certify that these plans comply with the applicable Architectural Design Guidelines approved by the City of BRAMPTON.

All work shall conform to the Ontario Building Code O. Reg. 332/12 as amended

Engineered floor joists shall be installed in accordance with the supplier's layout and specifications forming part of the permit drawings

REGISTERED PROFESSIONAL ENGINEER
D. MARINKOVIC
PROVINCE OF ONTARIO
STRUDET INC.
FOR STRUCTURE ONLY

W Architect Inc.
DESIGN CONTROL REVIEW
OCT 17 2018
FINAL BY: [illegible]
This stamp is only for the purposes of design control and carries no other professional obligations

CITY OF BRAMPTON
BUILDING DIVISION
REVIEWED
JAN 04 2019
BY
MARK DERKSEN

JUL 27 2018

HEMLOCK 3
COMPLIANCE PACKAGE 'A1'

no.	description	date	by
18			
17			
16			
15			
14			
13			
12			
11			
10			
9			
8			
7			
6			
5	ISSUED FOR PERMIT	JULY 23/18	GW
4	REVISED PER CLIENT/ ENGINEER COMMENTS.	JULY 19/18	GW
3	REVISED PER FLR & TRUSS CO-ORD.	JUNE 28/18	GW
2	REVISED PER CLIENT COMMENTS.	JUN. 13/18	GW
1	ISSUED FOR CLIENT REVIEW/ COMMENT.	MAY 24/18	GW

The undersigned has reviewed and takes responsibility for this design and has the qualifications and meets the requirements set out in the Ontario Building Code to be a Designer.
qualification information
Richard Vink — R Vink — signature — 24480
name — OCN
registration information
VA3 Design Inc. — 42658

Contractor must verify all dimensions on the job and report any discrepancy to the Designer before proceeding with the work. All drawings and specifications are instruments of service and the property of the Designer which must be returned at the completion of the work. Drawings are not to be scaled.

VA3 DESIGN
255 Consumers Rd Suite 120
Toronto ON M2J 1R4
t 416.630.2255 f 416.630.4782
va3design.com

Greenpark.
project name: MINNISALE HOMES CORP.
municipality: BRAMPTON
HEMLOCK 3
9.15m Semi
project no. 18012
date: MAY 2018
drawn by: EB
checked by: –
scale: 3/16" = 1'-0"
GENERAL NOTES & CHARTS
file name: 18012-HEMLOCK-3
drawing no. A0

All drawings specifications, related documents and design are the copyright property of VA3 DESIGN. Reproduction of the property in whole or in part is strictly prohibited without VA3 DESIGN's written permission.

1937 SF

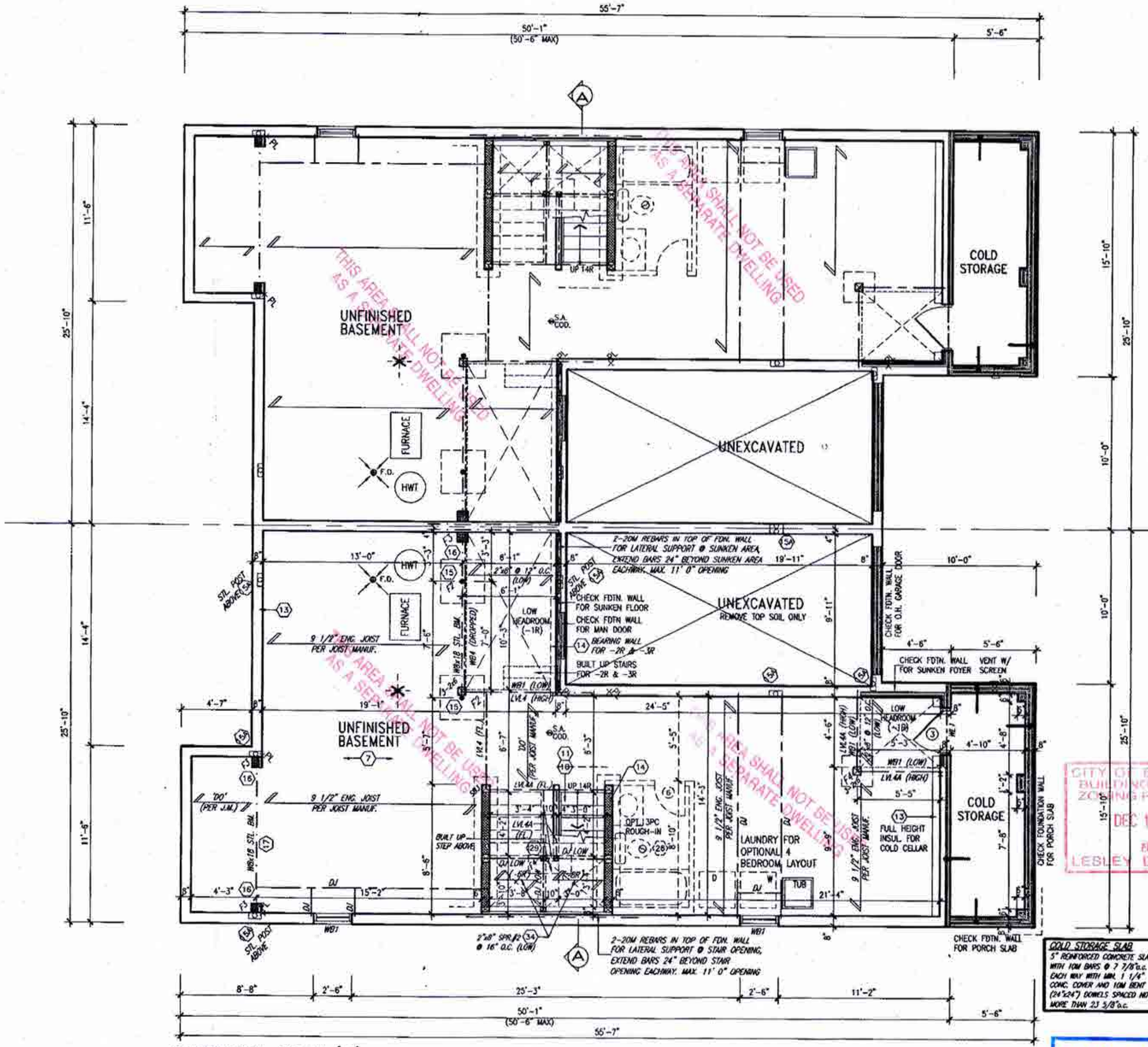

BASEMENT PLAN '2'

CITY OF BRAMPTON BUILDING DIVISION REVIEWED
JAN 08 2019
PLUMBING BY KOFI MORIEL
ALL PLUMBING SHALL CONFORM TO THE ONTARIO BUILDING CODE, O.REG. 332/12, AS AMENDED, DIVISION B, PART 7.

CITY OF BRAMPTON BUILDING DIVISION ZONING REVIEWED
DEC 10 2018
BY LESLEY DAHONICK

COLD STORAGE SLAB
5" REINFORCED CONCRETE SLAB WITH 10M BARS @ 7 7/8"o.c. EACH WAY WITH MIN. 1 1/4" CONC. COVER AND 10M BENT (24"x24") DOWELS SPACED NOT MORE THAN 23 3/8"o.c.

It is the builder's complete responsibility to ensure that all plans submitted for approval fully comply with the Architectural Guidelines and all applicable regulations and requirements including zoning provisions and any provisions in the subdivision agreement. The Control Architect is not responsible in any way for examining or approving site (lotting) plans or working drawings with respect to any zoning or building code or permit matter or that any house can be properly built or located on its lot.

This is to certify that these plans comply with the applicable Architectural Design Guidelines approved by the City of BRAMPTON.

CITY OF BRAMPTON BUILDING DIVISION REVIEWED
JAN 04 2019
BY MARK DERIKSEN

W Architect Inc.
DESIGN CONTROL REVIEW
OCT 17 2018
FINAL BY: EKOE
This stamp is only for the purpose of design control and carries no other professional obligations.

JUL 27 2018

REGISTERED PROFESSIONAL ENGINEER B. MARINKOVIC PROVINCE OF ONTARIO
STRUDET INC.
FOR STRUCTURE ONLY

VENEER CUT
WHEN VENEER CUT IS GREATER THAN 26", A 10" POURED CONCRETE FOUNDATION WALL IS REQUIRED.

HEMLOCK 3
COMPLIANCE PACKAGE A1

no.	description	date	by
18			
17			
16			
15			
14			
13			
12			
11			
10			
9			
8			
7			
6			
5	ISSUED FOR PERMIT.	JULY 23/18	GN
4	REVISED PER CLIENT/ ENGINEER COMMENTS.	JULY 19/18	GN
3	REVISED PER FLR & TRUSS CO-ORD.	JUNE 28/18	GN
2	REVISED PER CLIENT COMMENTS.	JUN. 13/18	GN
1	ISSUED FOR CLIENT REVIEW AND COMMENTS	MAY. 24/18	GN

The undersigned has reviewed and takes responsibility for this design and has the qualifications and meets the requirements set out in the Ontario Building Code to be a Designer.
qualification information
Richard Vink — signature — 24488
name — registration information — BCIN
VA3 Design Inc. — 42658

Contractor must verify all dimensions on the job and report any discrepancy to the Designer before proceeding with the work. All drawings and specifications are instruments of service and the property of the Designer which must be returned at the completion of the work. Drawings are not to be scaled.

VA3 DESIGN
255 Consumers Rd Suite 120
Toronto ON M2J 1R4
t 416.630.2255 f 416.630.4782
va3design.com

Greenpark.

project name: MINNISALE HOMES CORP.	municipality: BRAMPTON
HEMLOCK 3 9.15m Semi	project no. 18012
date: MAY 2018	BASEMENT PLAN – ELEV. '2'
drawn by: –	checked by: –
scale: 3/16" = 1'-0"	file name: 18012-HEMLOCK-3
drawing no. A1a	

All drawings specifications, related documents and drawings are the copyright property of VA3 DESIGN. Reproduction of this property in whole or in part is strictly prohibited without VA3 DESIGN's written permission.

Lot 37 L

1937 SF

W Architect Inc.
DESIGN CONTROL REVIEW
JAN. 15, 2019
RECERT FINAL BY GGL

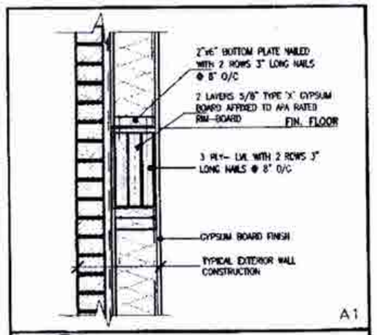

TW1 A2a TALL WALL LATERAL SUPPORT AT STAIR OPENING
SCALE: Not to Scale

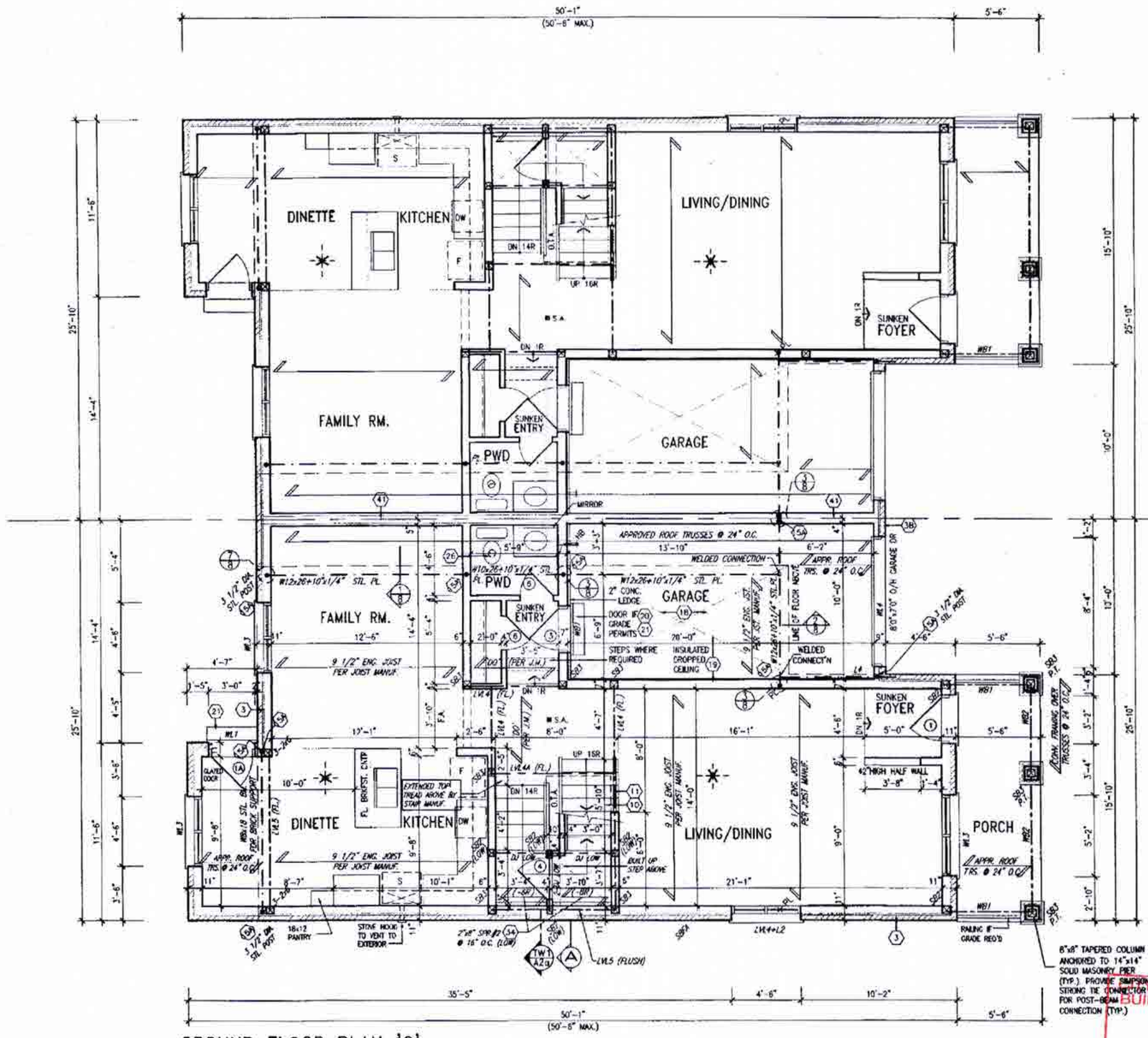

ELEV. '2'-REV.
ELEV. '2'

GROUND FLOOR PLAN '2'

RECEIVED
JAN 16 2019
Building Division

CITY OF BRAMPTON
BUILDING DIVISION
REVIEWED
JAN 16 2019
BY
MARK DERKSEN

It is the builder's complete responsibility to ensure that all plans submitted for approval fully comply with the Architectural Guidelines and all applicable regulations and requirements including zoning provisions and any provisions on the subdivision agreement. The Control Architect is not responsible in any way for examining or approving site (lotting) plans or working drawings with respect to any zoning or building code or permit matter or that any house can be properly built or located on its lot.

This is to certify that these plans comply with the applicable Architectural Design Guidelines approved by the City of BRAMPTON.

All work shall conform to the Ontario Building Code O. Reg. 332/12 as amended

B. MARINKOVIC
PROFESSIONAL ENGINEER
PROVINCE OF ONTARIO
STRUDET INC.
FOR STRUCTURE ONLY

RECEIVED
JAN 18 2019
Building Division

JAN 08 2019

HEMLOCK 3
COMPLIANCE PACKAGE A1

no	description	date	by
18			
17			
16			
15			
14			
13			
12			
11			
10			
9			
8			
7			
6			
5	ISSUED FOR PERMIT	JULY 23/18	GN
4	REVISED PER CLIENT/ ENGINEER COMMENTS.	JULY 19/18	GN
3	REVISED PER FLR & TRUSS CO-ORD.	JUNE 28/18	GN
2	REVISED PER CLIENT COMMENTS	JUN 12/18	GN
1	ISSUED FOR CLIENT REVIEW AND COMMENTS	MAY 24/18	GN

The contractor shall verify all dimensions on the job and report any discrepancy to the Designer before proceeding with the work. All drawings and specifications are instruments of service and are the property of the Designer which must be returned at the completion of the work. Drawings are not to be scaled.

Richard Vink — RVink — 24488
registration information
VA3 Design Inc. — 42658

VA3 DESIGN
255 Consumers Rd Suite 120
Toronto ON M2J 1R4
t 416.630.2255 f 416.630.4767
va3design.com

Greenpark.

project name: MINNISALE HOMES CORP.	municipality: BRAMPTON
HEMLOCK 3 9.15m Semi	project no. 18012
date: MAY 2018	GROUND FLOOR PLAN – ELEV. '2'
drawn by: –	checked by: –
scale: 3/16" = 1'-0"	file name: 18012-HEMLOCK-3
drawing no. A2a	

All drawings, specifications, related documents and design are the copyright property of VA3 DESIGN. Reproduction of this property in whole or in part is strictly prohibited without VA3 DESIGN's written permission.

1937 SF

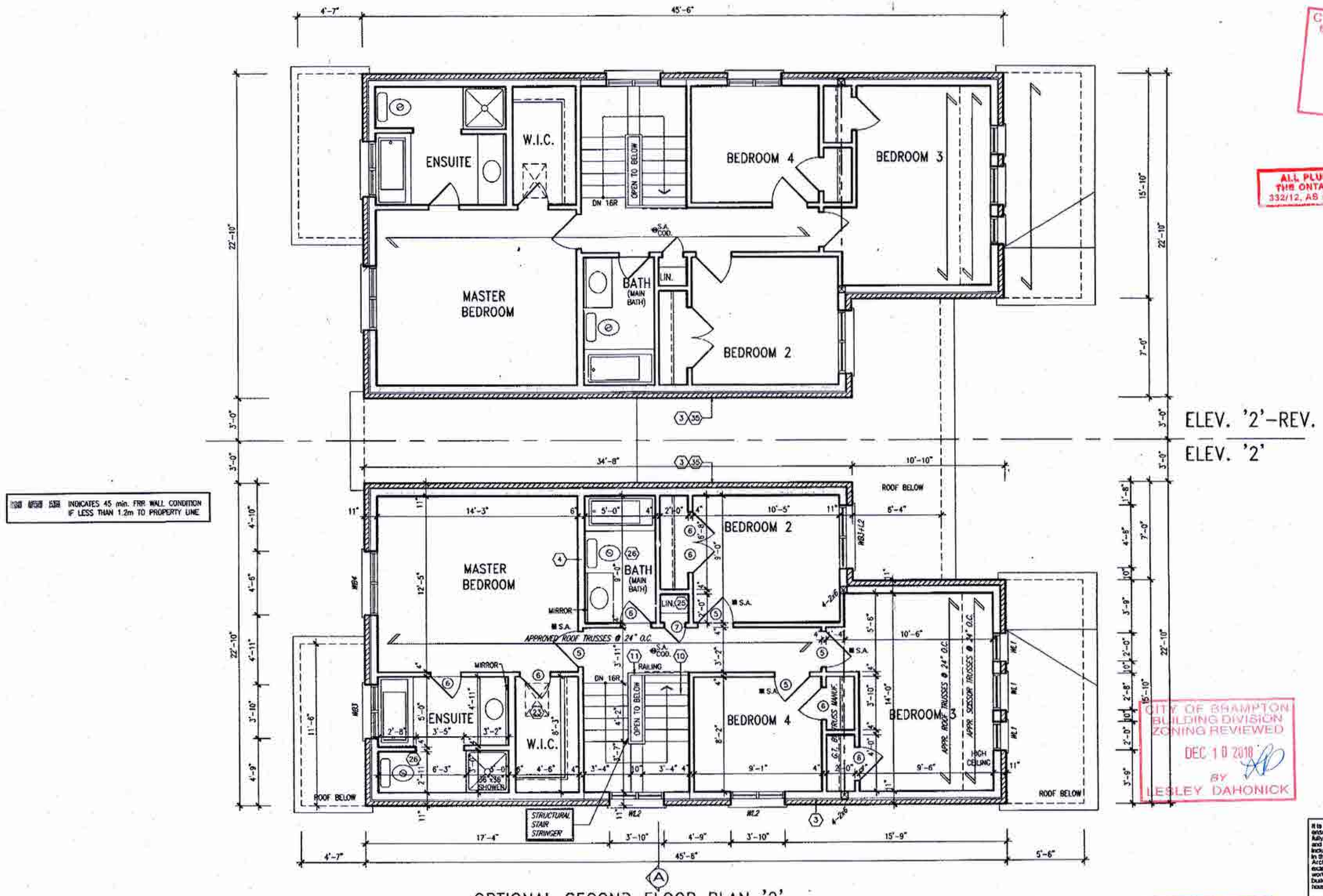

OPTIONAL SECOND FLOOR PLAN '2'
(4 BEDROOM)

CITY OF BRAMPTON BUILDING DIVISION REVIEWED
JAN 08 2019
PLUMBING BY KOFI MOPIEL

ALL PLUMBING SHALL CONFORM TO THE ONTARIO BUILDING CODE, O.REG. 332/12, AS AMENDED, DIVISION B, PART 7.

CITY OF BRAMPTON BUILDING DIVISION ZONING REVIEWED
DEC 10 2018
BY LESLEY DAHONICK

It is the builder's complete responsibility to ensure that all plans submitted for approval fully comply with the Architectural Guidelines and all applicable regulations and requirements including zoning provisions and any provisions in the subdivision agreement. The Control Architect is not responsible in any way for examining or approving site (lotting) plans or working drawings with respect to any zoning or building code or permit matter or that any house can be properly built or located on its lot.

This is to certify that these plans comply with the applicable Architectural Design Guidelines approved by the City of BRAMPTON.

CITY OF BRAMPTON BUILDING DIVISION REVIEWED
JAN 04 2019
BY MARK DERKSEN

W Architect Inc.
DESIGN CONTROL REVIEW
OCT 17 2018
FINAL BY: GENE
This stamp is only for the purposes of design control and carries no other professional obligations

JUL 27 2018

REGISTERED PROFESSIONAL ENGINEER
B. MARINKOVIC
PROVINCE OF ONTARIO
STRUDET INC.
FOR STRUCTURE ONLY

STUD WALL REINFORCEMENT FOR FUTURE GRAB BARS IN MAIN BATHROOM
REINFORCEMENT OF STUD WALLS SHALL BE INSTALLED ADJACENT TO WATER CLOSETS AND SHOWER OR BATHTUB IN MAIN BATHROOM. REFER TO OBC. 9.5.2.3, 3.8.3.8.(1)(d) & 3.8.3.13.(1)(f).

HEMLOCK 3
COMPLIANCE PACKAGE A1

no.	description	date	by
18			
17			
16			
15			
14			
13			
12			
11			
10			
9			
8			
7			
6			
5	ISSUED FOR PERMIT.	JULY 23/18	GN
4	REVISED PER CLIENT/ ENGINEER COMMENTS.	JULY 19/18	GN
3	REVISED PER FLR & TRUSS CO-ORD.	JUNE 28/18	GN
2	REVISED PER CLIENT COMMENTS.	JUN. 13/18	GN
1	ISSUED FOR CLIENT REVIEW AND COMMENTS	MAY 24/18	GN

The undersigned has reviewed and takes responsibility for this design and has the qualifications and meets the requirements set out in the Ontario Building Code to be a designer.
qualification information: Richard Vink, signature, 24488
name, registration information: VA3 Design Inc., BCIN 42638

Contractor must verify all dimensions on the job and report any discrepancy to the Designer before proceeding with the work. All drawings and specifications are instruments of service and the property of the Designer which must be returned at the completion of the work. Drawings are not to be scaled.

VA3 DESIGN
255 Consumers Rd Suite 120
Toronto ON M2J 1R4
t. 416.630.2255 f. 416.630.4782
va3design.com

Greenpark.

HEMLOCK 3
9.15m Semi

project name: MINNISALE HOMES CORP.
municipality: BRAMPTON
project no. 18012
date: MAY 2018
drawn by: -
checked by: -
scale: 3/16" = 1'-0"
file name: 18012-HEMLOCK-3
OPT. SECOND FLOOR PLAN – ELEV. '2'
drawing no. A4a

All drawings specifications, related documents and designs are the copyright property of VA3 DESIGN. Reproduction of this property in whole or in part is strictly prohibited without VA3 DESIGN's written permission.

1937 SF

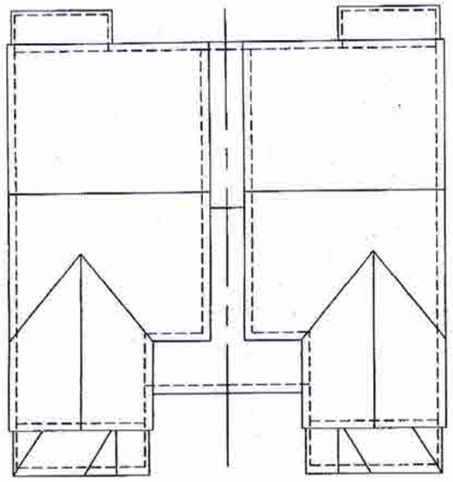

ROOF PLAN '2'

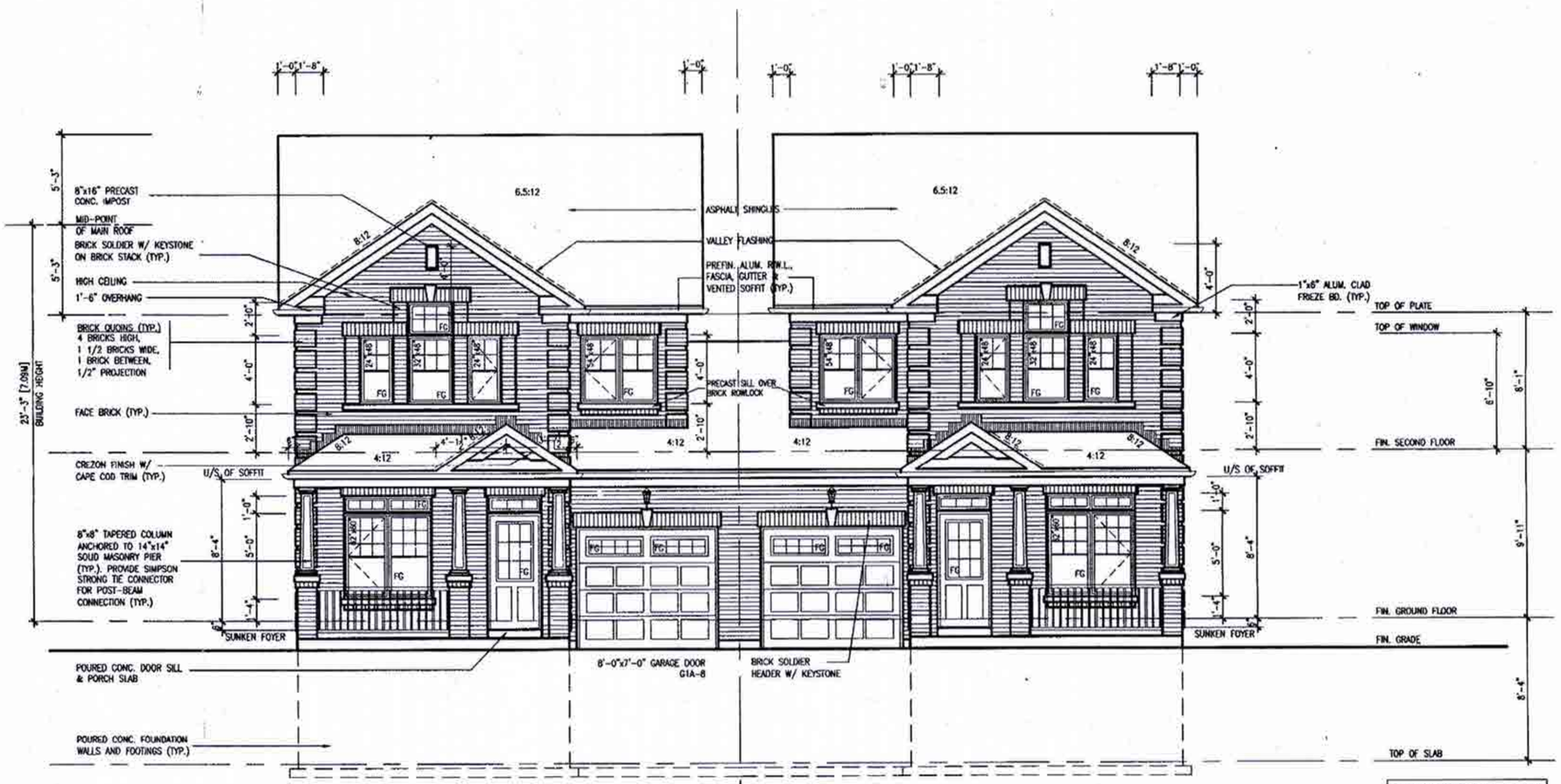

FRONT ELEVATION – ELEV. 2 | FRONT ELEVATION – ELEV. 2–REV.

CITY OF BRAMPTON BUILDING DIVISION ZONING REVIEWED DEC 10 2018 BY LESLEY DAHONICK

W Architect Inc. DESIGN CONTROL REVIEW OCT 17 2018 FINAL BY: GCE This stamp is only for the purposes of design control and carries no other professional obligations.

It is the builder's complete responsibility to ensure that all plans submitted for approval fully comply with the Architectural Guidelines and all applicable regulations and requirements including zoning provisions and any provisions in the subdivision agreement. The Control Architect is not responsible in any way for examining or approving site (lotting) plans or working drawings with respect to any zoning or building code or permit matter or that any house can be properly built or located on its lot.

This is to certify that these plans comply with the applicable Architectural Design Guidelines approved by the City of BRAMPTON.

CITY OF BRAMPTON BUILDING DIVISION REVIEWED JAN 04 2019 BY MARK DERKSEN

3'-6" HIGH RAILING IF PORCH SLAB IS MORE THAN 5'-11" ABOVE FINISHED GRADE AND 3'-0" HIGH RAILING WHEN PORCH SLAB IS LESS THAN 5'-11" ABOVE FINISHED GRADE

ELEVATIONS NOT DRAWN TO ACTUAL GRADE. REFER TO FINAL GRADING PLAN.

JUL 27 2018

HEMLOCK 3
COMPLIANCE PACKAGE A1

no	description	date	by	no	description	date	by
18				9			
17				8			
16				7			
15				6			
14				5	ISSUED FOR PERMIT.	JULY 23/18	GM
13				4	REVISED PER CLIENT/ ENGINEER COMMENTS.	JULY 19/18	GM
12				3	REVISED PER FLR & TRUSS CO-ORD.	JUNE 28/18	GM
11				2	REVISED PER CLIENT COMMENTS.	JUN. 13/18	GM
10				1	ISSUED FOR CLIENT REVIEW AND COMMENTS.	MAY 24/18	GM

The undersigned has reviewed and takes responsibility for this design and has the qualifications and meets the requirements set out in the Ontario Building Code to be a Designer.
qualification information
name: Richard Vink — signature
registration information: VA3 Design Inc. — 24488 — BCIN 42658

Contractor must verify all dimensions on the job and report any discrepancy to the Designer before proceeding with the work. All drawings and specifications are instruments of service and the property of the Designer which must be returned at the completion of the work. Drawings are not to be scaled.

VA3 DESIGN
255 Consumers Rd Suite 120
Toronto, ON M2J 1R4
t 416.630.2255 | f 416.630.4782
va3design.com

Greenpark.

project name: MINNISALE HOMES CORP. — municipality: BRAMPTON

HEMLOCK 3
9.15m Semi

project no. 18012

date: MAY 2018 — FRONT ELEVATION '2'

drawn by: – — checked by: – — scale: 3/16" = 1'-0" — file name: 18012-HEMLOCK-3

drawing no. A5a

All drawings specifications, related documents and design are the copyright property of VA3 DESIGN. Reproduction of this property in whole or in part is strictly prohibited without VA3 DESIGN's written permission.

1937 SF

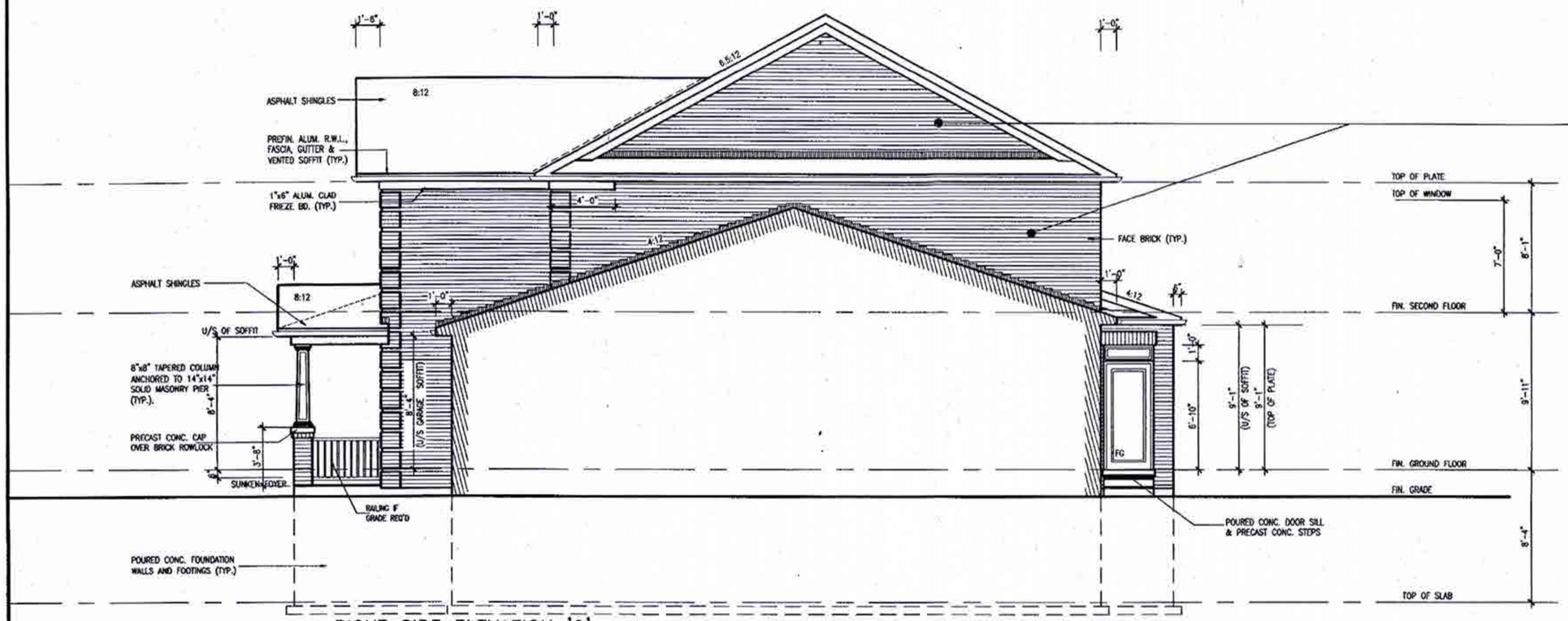

RIGHT SIDE ELEVATION '2'

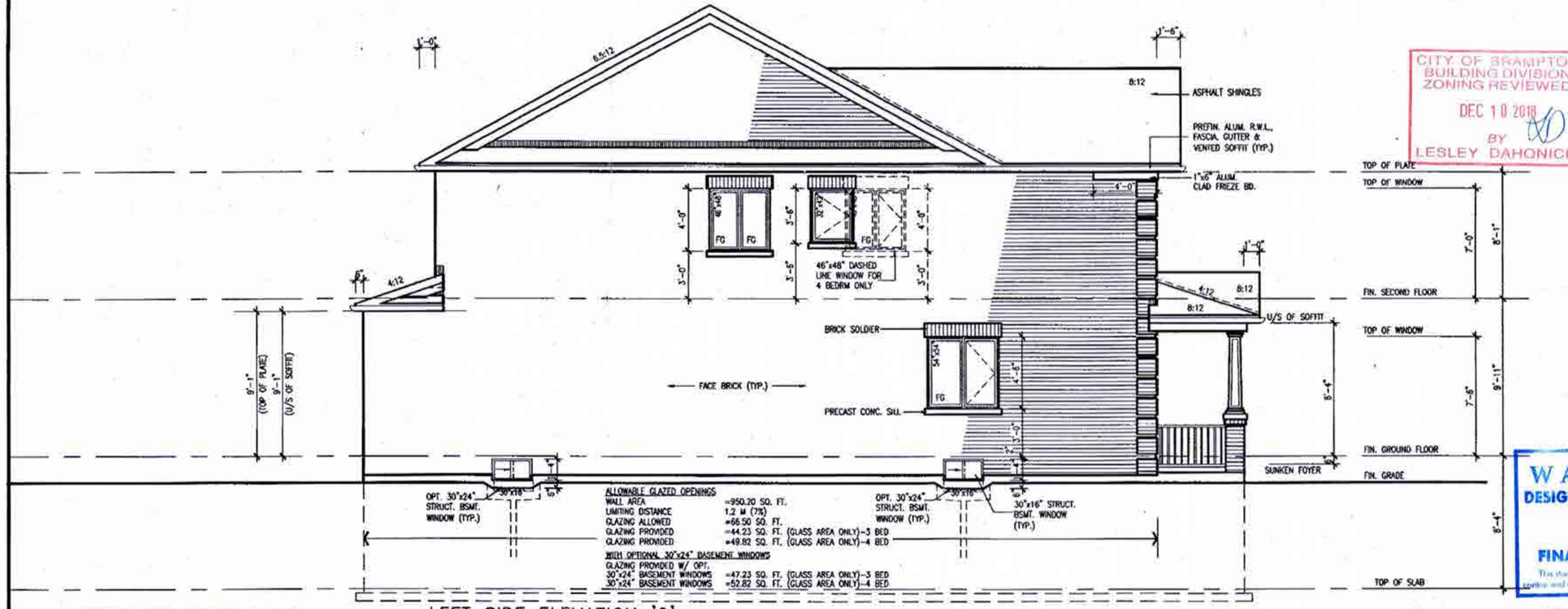

ALLOWABLE GLAZED OPENINGS

WALL AREA	=950.20 SQ. FT.
LIMITING DISTANCE	1.2 M (7%)
GLAZING ALLOWED	=66.50 SQ. FT.
GLAZING PROVIDED	=44.23 SQ. FT. (GLASS AREA ONLY)-3 BED
GLAZING PROVIDED	=49.82 SQ. FT. (GLASS AREA ONLY)-4 BED

WITH OPTIONAL 30"x24" BASEMENT WINDOWS

GLAZING PROVIDED W/ OPT.	
30"x24" BASEMENT WINDOWS	=47.23 SQ. FT. (GLASS AREA ONLY)-3 BED
30"x24" BASEMENT WINDOWS	=52.82 SQ. FT. (GLASS AREA ONLY)-4 BED

LEFT SIDE ELEVATION '2'

BRICK VENEER CONSTRUCTION

(FOR WALLS LESS THAN 1.2M (3'-11") FROM THE LOT LINE)
45 MINUTE FIRE RATED WALL
PROVIDE A CONTINUOUS LAYER OF 12.7mm (1/2") TYPE 'X' GYPSUM BOARD (INTERIOR SIDE) INSTALLED SO THAT ALL EDGES ARE SUPPORTED, TAPED AND FILLED. SPACE BETWEEN WOOD STUDS TO BE FILLED WITH INSULATION CONFORMING TO CAN/ULC-S702, "MINERAL FIBRE THERMAL INSULATION FOR BUILDINGS" WITH A MASS OF NOT LESS THAN 1.22 Kg/SQ.M. AND MUST FILL AT LEAST 90% OF THE CAVITY THICKNESS. THE TYPE 'X' & INSULATION MUST BE RUN CONTINUOUSLY BEHIND ALL INTERSECTING PARTITIONS, MECHANICAL CHASES, BATHTUBS, SHOWERS, ETC. ENSURE INSULATION & TYPE 'X' IS INSTALLED IN GARAGE EXTERIOR WALLS.
(REFER TO SECTION SB-2 OF OBC 2012-SUPPLEMENTARY STANDARDS)

HEADER/RIM JOIST LEVEL

(FOR WALLS LESS THAN 1.2M (3'-11") FROM THE LOT LINE)
45 MINUTE FIRE RATING @ HEADER
PROVIDE 15.9mm (5/8") TYPE 'X' GYPSUM BOARD BETWEEN FLOOR JOIST AT THE HEADER OR CONTINUOUSLY ALONG THE RIM JOIST WHEN FLOOR JOISTS ARE PARALLEL TO RIM JOIST TO MAINTAIN 45 MINUTE FIRE RATING.

3'-6" HIGH RAILING IF PORCH SLAB IS MORE THAN 5'-11" ABOVE FINISHED GRADE AND 3'-0" HIGH RAILING WHEN PORCH SLAB IS LESS THAN 5'-11" ABOVE FINISHED GRADE

ELEVATIONS NOT DRAWN TO ACTUAL GRADE. REFER TO FINAL GRADING PLAN.

CITY OF BRAMPTON BUILDING DIVISION ZONING REVIEWED
DEC 10 2018
BY LESLEY DAHONICK

It is the builder's complete responsibility to ensure that all plans submitted for approval fully comply with the Architectural Guidelines and all applicable regulations and requirements including zoning provisions and any provisions in the subdivision agreement. The Control Architect is not responsible in any way for examining or approving site (lotting) plans or working drawings with respect to any zoning or building code or permit matter or that any house can be properly built or located on its lot.

This is to certify that these plans comply with the applicable Architectural Design Guidelines approved by the City of Brampton.

W Architect Inc.
DESIGN CONTROL REVIEW
OCT 17 2018
FINAL BY: CCE
This stamp is only for the purposes of design control and carries no other professional obligations.

CITY OF BRAMPTON BUILDING DIVISION REVIEWED
JAN 04 2019
BY MARK DERIKSEN

JUL 27 2018

HEMLOCK 3
COMPLIANCE PACKAGE A1

no	description	date	by	no	description	date	by
18				9			
17				8			
16				7			
15				6			
14				5	ISSUED FOR PERMIT.	JULY 23/18	GW
13				4	REVISED PER CLIENT/ ENGINEER COMMENTS.	JULY 19/18	GW
12				3	REVISED PER FLR & TRUSS CO-ORD.	JUNE 28/18	GW
11				2	REVISED PER CLIENT COMMENTS.	JUN. 13/18	GW
10				1	ISSUED FOR CLIENT REVIEW AND COMMENTS	MAY 24/18	GW

The undersigned has reviewed and takes responsibility for this design and has the qualifications and meets the requirements set out in the Ontario Building Code to be a Designer.
qualification information
Richard Vink — R Vink — signature — 24488 — BCIN
registration information
VA3 Design Inc. — 42658

Contractor must verify all dimensions on the job and report any discrepancy to the Designer before proceeding with the work. All drawings and specifications are instruments of service and the property of the Designer which must be returned at the completion of the work. Drawings are not to be scaled.

VA3 DESIGN
255 Consumers Rd Suite 120
Toronto ON M2J 1R4
t 416.630.2255 f 416.630.4782
va3design.com

Greenpark.

project name	MINNISALE HOMES CORP.
municipality	BRAMPTON
project no.	18012
date	MAY 2018
drawn by	LEFT & RIGHT SIDE ELEVATION '2'
checked by	
scale	3/16" = 1'-0"
file name	18012-HEMLOCK-3
drawing no.	A6a

HEMLOCK 3
9.15m Semi

DWG - H:\PROJECTS\WORKING\2018\18012 GREENPARK\Elev Semi-HEMLOCK\18012-HEMLOCK-3.dwg - Tue - Jul 31 2018 - 10:51 AM

All drawings, specifications, related documents and designs are the copyright property of VA3 DESIGN. Reproduction of the property in whole or in part is strictly prohibited without VA3 DESIGN's written permission.

1937 SF

REAR ELEVATION ELEV. '2'-REV. | REAR ELEVATION ELEV. '2'

3'-6" HIGH RAILING IF PORCH SLAB IS MORE THAN 5'-11" ABOVE FINISHED GRADE AND 3'-0" HIGH RAILING WHEN PORCH SLAB IS LESS THAN 5'-11" ABOVE FINISHED GRADE

ELEVATIONS NOT DRAWN TO ACTUAL GRADE. REFER TO FINAL GRADING PLAN.

CITY OF BRAMPTON BUILDING DIVISION ZONING REVIEWED
DEC 10 2018
BY
LESLEY DAHONICK

W Architect Inc.
DESIGN CONTROL REVIEW
OCT 17 2018
FINAL BY:
This stamp is only for the purposes of design control and carries no other professional obligations.

It is the builder's complete responsibility to ensure that all plans submitted for approval fully comply with the Architectural Guidelines and all applicable regulations and requirements including zoning provisions and any provisions in the subdivision agreement. The Control Architect is not responsible in any way for examining or approving site (lotting) plans or working drawings with respect to any zoning or building code or permit matter or that any house can be properly built or located on its lot.

This is to certify that these plans comply with the applicable Architectural Design Guidelines approved by the City of BRAMPTON.

CITY OF BRAMPTON BUILDING DIVISION REVIEWED
JAN 04 2019
BY
MARK DERKSEN

JUL 27 2018

HEMLOCK 3
COMPLIANCE PACKAGE A1

no.	description	date	by
18			
17			
16			
15			
14			
13			
12			
11			
10			
9			
8			
7			
6			
5	ISSUED FOR PERMIT.	JULY 23/18	CW
4	REVISED PER CLIENT/ ENGINEER COMMENTS.	JULY 19/18	CW
3	REVISED PER FLR & TRUSS CO-ORD.	JUNE 28/18	CW
2	REVISED PER CLIENT COMMENTS.	JUN. 13/18	CW
1	ISSUED FOR CLIENT REVIEW AND COMMENTS	MAY 24/18	CW

The undersigned has reviewed and takes responsibility for this design and has the qualifications and meets the requirements set out in the Ontario Building Code to be a Designer.
qualification information
Richard Vink
signature
name
registration information
VA3 Design Inc.
24468
BCIN
42658

Contractor must verify all dimensions on the job and report any discrepancy to the Designer before proceeding with the work. All drawings and specifications are instruments of service and the property of the Designer which must be returned at the completion of the work. Drawings are not to be scaled.

VA3 DESIGN
255 Consumers Rd Suite 120
Toronto ON M2J 1R4
t 416.630.2255 f 416.630.4782
va3design.com

Greenpark.
project name: MINNISALE HOMES CORP.
municipality: BRAMPTON
HEMLOCK 3
9.15m Semi
project no. 18012
date: MAY 2018
REAR ELEVATION '2'
drawn by: –
checked by: –
scale: 3/16" = 1'-0"
file name: 18012-HEMLOCK-3
drawing no. A7a

All drawings specifications, related documents and design are the copyright property of VA3 DESIGN. Reproduction of the property in whole or in part is strictly prohibited without VA3 DESIGN's written permission.

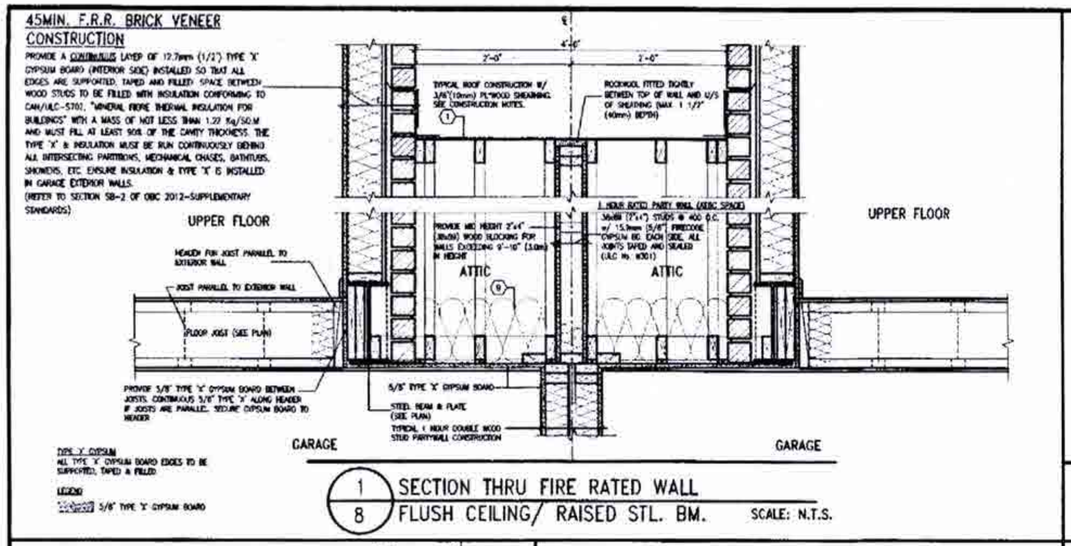

1/8 SECTION THRU FIRE RATED WALL
FLUSH CEILING/ RAISED STL. BM. SCALE: N.T.S.

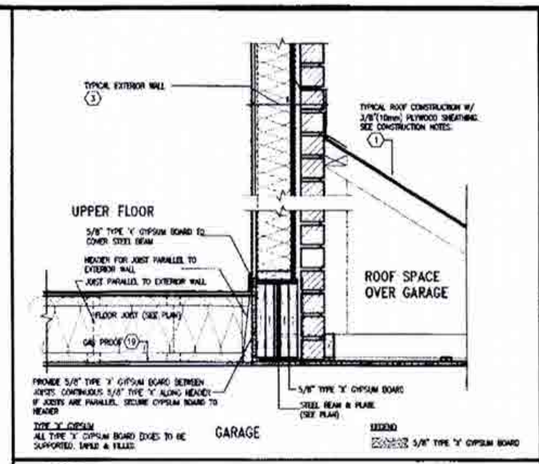

2/8 RATED STEEL BEAM OVER GARAGE
FLUSH CEILING/ RAISED STL. BM. SCALE: N.T.S.

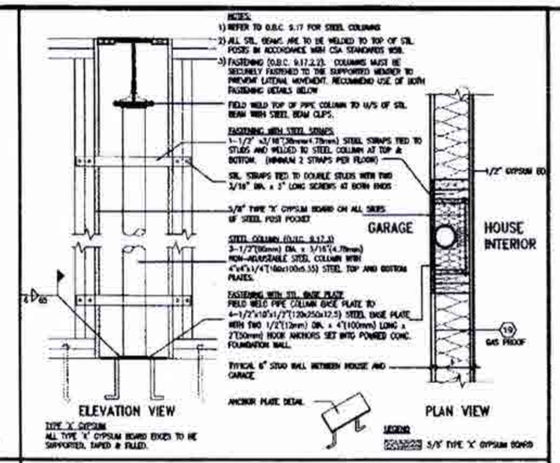

3/8 RATED STEEL POST POCKET
SCALE: N.T.S.

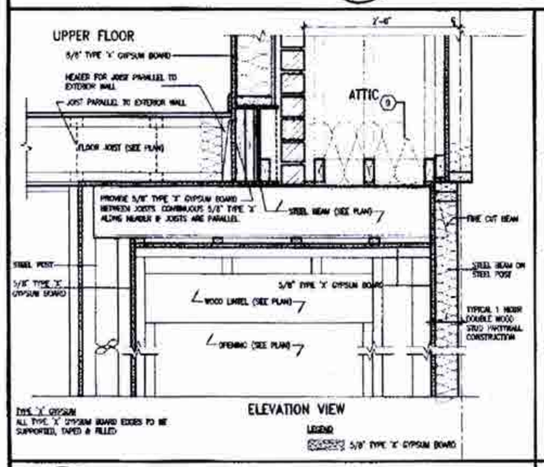

4/8 SECTION THRU FIRE RATED WALL
FLUSH CEILING/ RAISED STL. BM. SCALE: N.T.S.

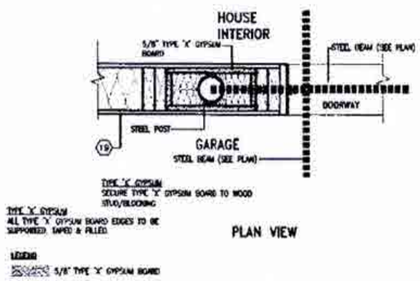

5/8 RATED STEEL POST POCKET
SCALE: N.T.S.

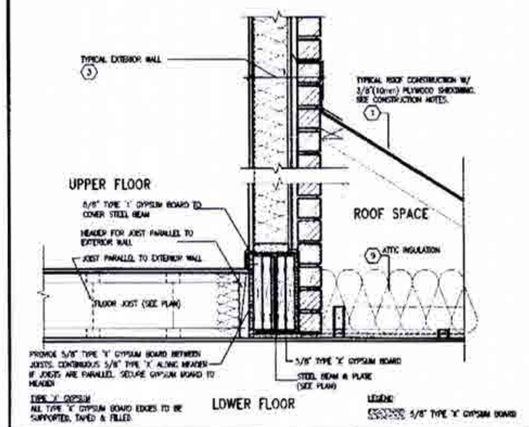

6/8 RATED STEEL BEAM OVER LIVING SPACE
FLUSH CEILING/ RAISED STEEL BM. SCALE: N.T.S.

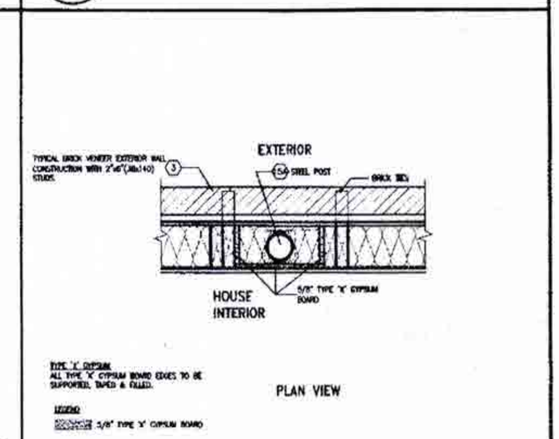

7/8 RATED STEEL POST POCKET @ EXT. WALL
SCALE: N.T.S.

RECEIVED
JAN 16 2019
Building Division

It is the builder's complete responsibility to ensure that all plans submitted for approval fully comply with the Architectural Guidelines and all applicable regulations and requirements including zoning provisions and any provisions in the subdivision agreement. The Control Architect is not responsible in any way for examining or approving site (lotting) plans or working drawings with respect to any zoning or building code or permit matter or that any house can be properly built or located on its lot.

This is to certify that these plans comply with the applicable Architectural Design Guidelines approved by the City of BRAMPTON

CITY OF BRAMPTON
BUILDING DIVISION
REVIEWED
JAN 16 2019
BY
MARK DERKSEN

REGISTERED PROFESSIONAL ENGINEER
J. MARINKOVIC
PROVINCE OF ONTARIO
STRUDET INC.
FOR STRUCTURE ONLY

JAN 08 2019

HEMLOCK 3
COMPLIANCE PACKAGE A1

no	description	date	by
19			
17			
16			
15			
14			
13			
12			
11			
10			

no	description	date	by
9			
8			
7			
6			
5	ISSUED FOR PERMIT	JULY 23/18	GM
4	REVISED PER CLIENT/ ENGINEER COMMENTS.	JULY 19/18	GM
3	REVISED PER TUR & TRUSS CO-ORD.	JUNE 28/18	GM
2	REVISED PER CLIENT COMMENTS.	JUN. 13/18	GM
1	ISSUED FOR CLIENT REVIEW AND COMMENTS	MAY 24/18	GM

The undersigned has reviewed and takes responsibility for this design and has the qualifications and meets the requirements set out in the Ontario Building Code to be a Designer
qualification information
Richard Vink — signature R Vink — 24658
registration information
VA3 Design Inc. — 42658

Contractor shall verify all dimensions on the job and report any discrepancy to the Designer before proceeding with the work. All drawings and specifications are instruments of service and the property of the Designer which must be returned at the completion of the work. Drawings are not to be scaled.

VA3 DESIGN
255 Consumers Rd Suite 120
Toronto ON M2J 1R4
t 416.630.2255 f 416.630.4782
va3design.com

Greenpark.

project name: MINNISALE HOMES CORP.	municipality: BRAMPTON
HEMLOCK 3 9.15m Semi	project no. 18012
date: MAY 2018	DETAILS
drawn by: -	checked by: -
scale: 3/16" = 1'-0"	drawing no. A8
file name: 18012-HEMLOCK-3	

All drawings specifications, related documents and designs are the copyright property of VA3 DESIGN. Reproduction of this property in whole or in part is strictly prohibited without VA3 DESIGN's written permission.

1937 SF

BRICK VENEER CONSTRUCTION

(FOR WALLS LESS THAN 1.2M (3'-11") FROM THE LOT LINE)

45 MINUTE FIRE RATED WALL

PROVIDE A CONTINUOUS LAYER OF 12.7mm (1/2") TYPE 'X' GYPSUM BOARD (INTERIOR SIDE) INSTALLED SO THAT ALL EDGES ARE SUPPORTED, TAPED AND FILLED. SPACE BETWEEN WOOD STUDS TO BE FILLED WITH INSULATION CONFORMING TO CAN/ULC-S702, "MINERAL FIBRE THERMAL INSULATION FOR BUILDINGS" WITH A MASS OF NOT LESS THAN 1.22 Kg/SQ.M. AND MUST FILL AT LEAST 90% OF THE CAVITY THICKNESS. THE TYPE 'X' & INSULATION MUST BE RUN CONTINUOUSLY BEHIND ALL INTERSECTING PARTITIONS, MECHANICAL CHASES, BATHTUBS, SHOWERS, ETC. ENSURE INSULATION & TYPE 'X' IS INSTALLED IN GARAGE EXTERIOR WALLS.

(REFER TO SECTION SB-2 OF OBC 2012-SUPPLEMENTARY STANDARDS)

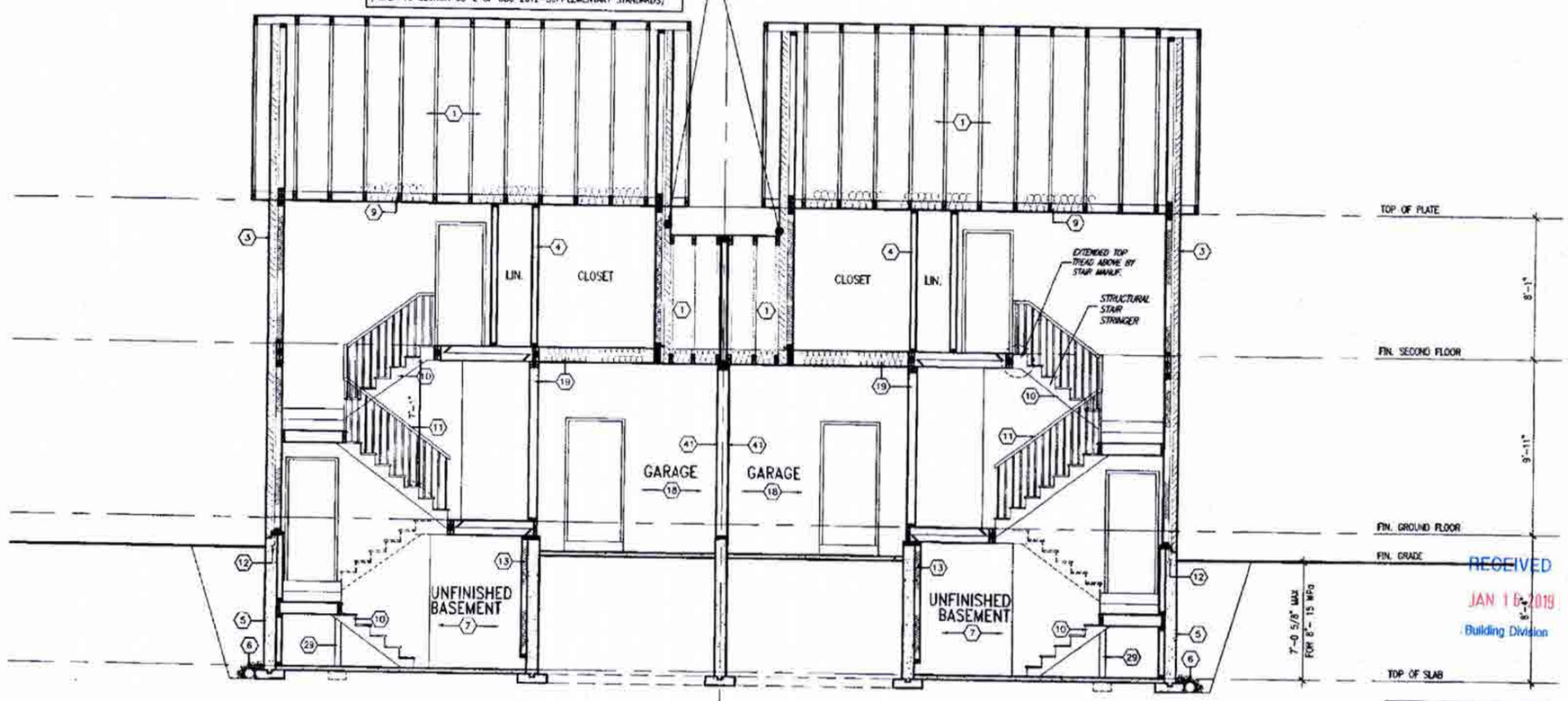

SECTION A-A
ELEVATION '2'

SECTION A-A
ELEVATION '2'-REV

RECEIVED
JAN 16 2019
Building Division

It is the builder's complete responsibility to ensure that all plans submitted for approval fully comply with the Architectural Guidelines and all applicable regulations and requirements including zoning provisions and any provisions in the subdivision agreement. The Centre Architect is not responsible in any way for examining or approving site (lotting) plans or working drawings with respect to any zoning or building code or permit matter or that any house can be properly built or located on its lot.

This is to certify that these plans comply with the applicable Architectural Design Guidelines approved by the City of BRAMPTON.

CITY OF BRAMPTON
BUILDING DIVISION
REVIEWED
JAN 16 2019
BY
MARK DERKSEN

REGISTERED PROFESSIONAL ENGINEER
ROB B. MARINKOVIC
PROVINCE OF ONTARIO
STRUDET INC.
FOR STRUCTURE ONLY

JAN 08 2019

HEMLOCK 3
COMPLIANCE PACKAGE A1

no	description	date	by
18			
17			
16			
15			
14			
13			
12			
11			
10			

no	description	date	by
9			
8			
7			
6			
5	ISSUED FOR PERMIT	JULY 23/18	GW
4	REVISED PER CLIENT/ ENGINEER COMMENTS.	JULY 19/18	GW
3	REVISED PER FLR & TRUSS CO-ORD.	JUNE 28/18	GW
2	REVISED PER CLIENT COMMENTS.	JUN. 13/18	GW
1	ISSUED FOR CLIENT REVIEW AND COMMENTS	MAY 24/18	GW

The undersigned has reviewed and takes responsibility for this design and has the qualifications and meets the requirements set out in the Ontario Building Code to be a Designer.

qualification information
Richard Vink — signature
VA3 Design Inc. — 42658

Contractor must verify all dimensions on the job and report any discrepancy to the Designer before proceeding with the work. All drawings and specifications are instruments of service and the property of the Designer which must be returned at the completion of the work. Drawings are not to be scaled.

VA3 DESIGN
255 Consumers Rd Suite 120
Toronto ON M2J 1R4
t 416.630.2255 f 416.630.4782
va3design.com

Greenpark.

project name: MINNISALE HOMES CORP.	municipality: BRAMPTON
HEMLOCK 3 9.15m Semi	project no. 18012
date: MAY 2018	CROSS SECTION A-A ELEV. '2'
drawn by	checked by
scale: 3/16" = 1'-0"	file name: 18012-HEMLOCK-3
drawing no. A9a	

All drawings specifications, model documents and designs are the copyright property of VA3 DESIGN. Reproduction of this property in whole or in part is strictly prohibited without VA3 DESIGN's written permission.

1904 SF

W Architect Inc.
DESIGN CONTROL REVIEW
JAN. 15, 2019
RECERT FINAL BY C.G.T.

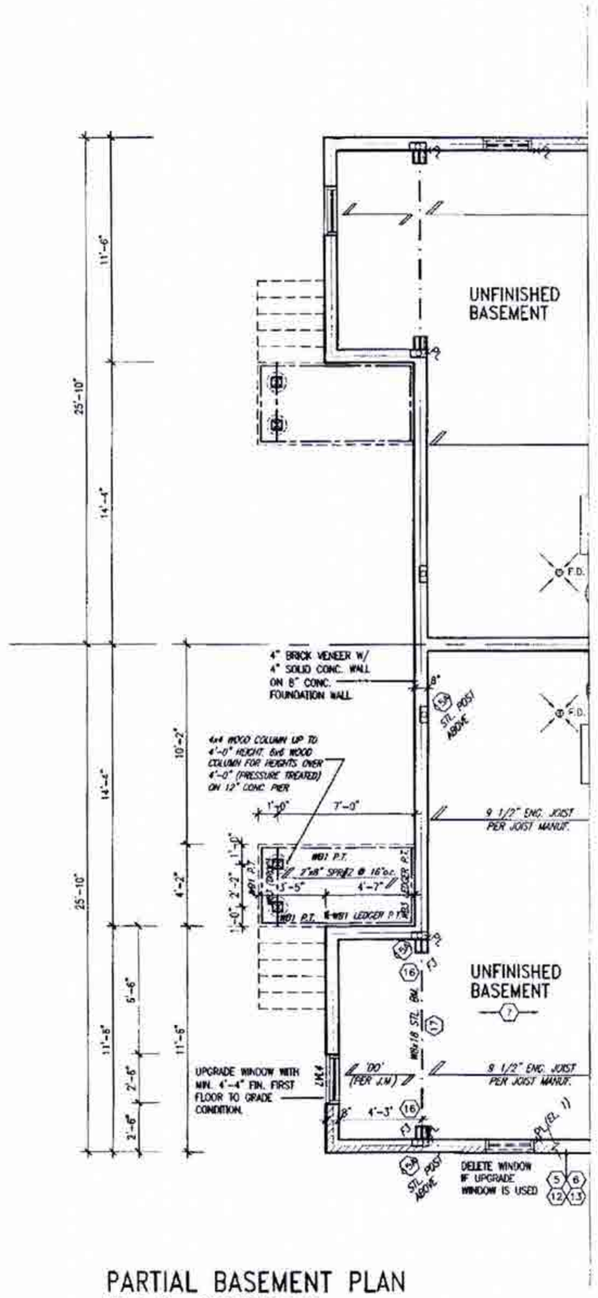

PARTIAL BASEMENT PLAN
W.O.D. CONDITION

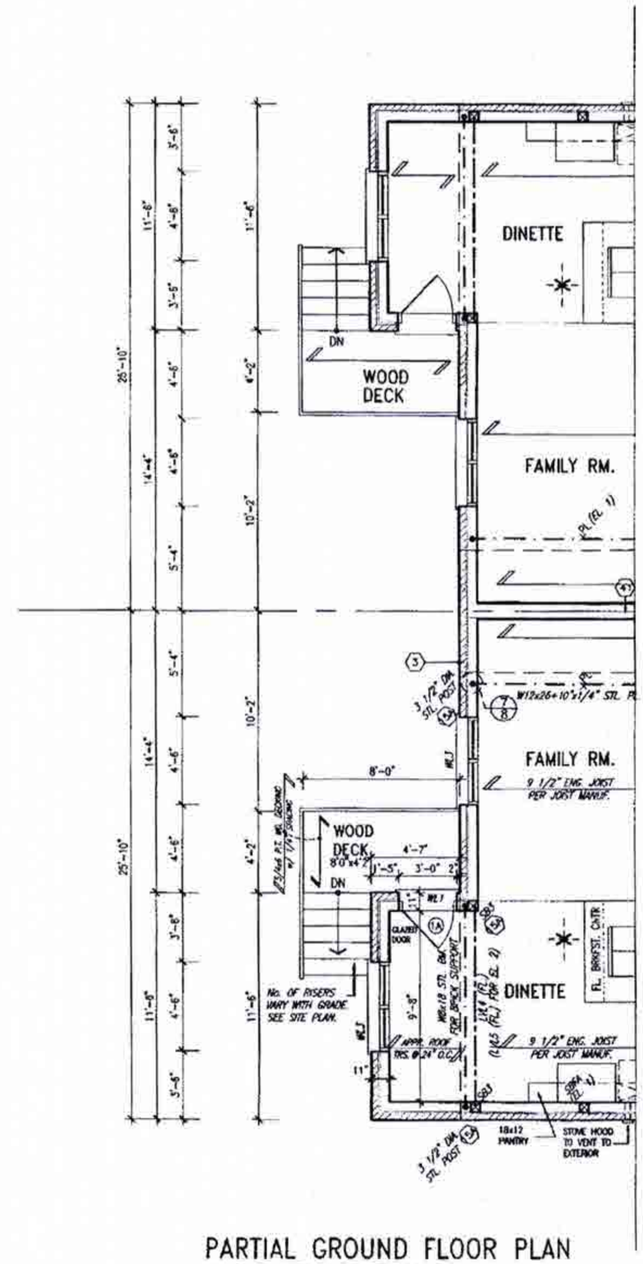

PARTIAL GROUND FLOOR PLAN
W.O.D. CONDITION

REFER TO STANDARD BASEMENT PLAN FOR WINDOWS THAT MAY BE ELIMINATED WITH UPGRADED REAR WINDOWS OF DECK CONDITION.

NOTE:
REFER TO STANDARD FLOOR PLANS FOR ADDITONAL INFORMATION.

PLANS AND ELEVATION ILLUSTRATE DECK CONDITIONS WHERE GRADE PERMITS. BASEMENT WINDOWS APPLY TO CONDITIONS OF A MINIMUM 4'-4" FROM FINISHED FIRST FLOOR TO GRADE.

VENEER CUT
WHEN VENEER CUT IS GREATER THAN 26", A 10" POURED CONCRETE FOUNDATION WALL IS REQUIRED

B. MARINKOVIC
STRUDET INC.
FOR STRUCTURE ONLY

It is the builder's complete responsibility to ensure that all plans submitted for approval fully comply with the Architectural Guidelines and all applicable regulations and requirements including zoning provisions and any provisions on the subdivision agreement. The Control Architect is not responsible in any way for examining or approving site (lotting) plans or working drawings with respect to any zoning or building code or permit matter or that any house can be properly built or located on its lot.

This is to certify that these plans comply with the applicable Architectural Design Guidelines approved by the City of BRAMPTON.

CITY OF BRAMPTON
BUILDING DIVISION
REVIEWED
JAN 16 2019
BY
MARK DERKSEN

JAN 08 2019

HEMLOCK 3
COMPLIANCE PACKAGE A1

no.	description	date	by
18			
17			
16			
15			
14			
13			
12			
11			
10			

no.	description	date	by
9			
8			
7			
6			
5	ISSUED FOR PERMIT.	JULY 23/18	CM
4	REVISED PER CLIENT/ ENGINEER COMMENTS.	JULY 19/18	CM
3	REVISED PER FLR & TRUSS CO-ORD.	JUNE 28/18	CM
2	REVISED PER CLIENT COMMENTS.	JUN. 13/18	CM
1	ISSUED FOR CLIENT REVIEW AND COMMENTS	MAY 24/18	CM

The undersigned has reviewed and takes responsibility for this design and has the qualifications and meets the requirements set out in the Ontario Building Code to be a Designer.
qualification information
Richard Vink — signature — 24466 — BCIN
VA3 Design Inc. — 42958
Contractor must verify all dimensions on the job and report any discrepancy to the Designer before proceeding with the work. All drawings and specifications are instruments of service and are property of the Designer which must be returned at the completion of the work. Drawings are not to be scaled.

VA3 DESIGN
255 Consumers Rd Suite 120
Toronto ON M2J 1P4
T 416.630.2255 F 416.630.4782
va3design.com

Greenpark.
project name: MINNISALE HOMES CORP.
municipality: BRAMPTON
HEMLOCK 3
9.15m Semi
project no. 18012
date: MAY 2018
PARTIAL PLANS W.O.D. CONDITION
drawn by: — checked by: — scale: 3/16" = 1'-0"
file name: 18012-HEMLOCK-3
drawing no. A10

All drawings specifications, related documents and design are the copyright property of VA3 DESIGN. Reproduction of this property in whole or in part is strictly prohibited without VA3 DESIGN's written permission.