



CONSTRUCTION SUMMARY

Mountainview Heights (G) - Russell Gardens Building Ltd.

PURCHASERS: SYED TAUSEEF AHMED BANOORI and SHUMAILA KHAN

TEL:

LOT / PHASE Block 205 TH 1 / 2	REG. PLAN # 62M-1238	HOUSE TYPE Highgrove 5ES Elev 3		
-----------------------------------	-------------------------	------------------------------------	--	--

CABINETRY

1 - KITCHEN ISLAND- DECREASE BASES TO ALLOW FOR FLUSH BREAKFAST BAR 09Jul19 Note:	
--	--

CABINETRY ACCESSORIES

1 - KITCHEN CABINETRY BASE - RECYCLE PULLOUT 2 BIN - PRICE IS EACH 09Jul19 Note:	
1 - KITCHEN CABINETRY BASE - PIE CUT CORNER CABINET - BASE CABINETRY - STANDARD 09Jul19 Note:	
3 - PANTRY UNIT UPGRADE - TO GO FROM 300MM TO 600MM DEEP - PRICE IS PER FOOT - STANDARD 09Jul19 Note:	
1 - KITCHEN CABINETRY UPPER - FULL DEPTH ABOVE FRIDGE - WITH GABLES - 600MM - PRICE IS EACH - STANDARD 09Jul19 Note:	

CONSTRUCTION

1 - SMOOTH CEILINGS ON FIRST FLOOR ONLY 09Jul19 Note:	
--	--

ELECTRICAL

1 - PLUG - ELECTRICAL PLUG WITH GFI- ADD EXTERIOR PLUG AT BACK OF HOUSE NEXT TO WALK OUT DOORS - STANDARD PLUG TO REMAIN AT WALKOUT FROM KITCHEN 09Jul19 Note:	
1 - PLUG - ELECTRICAL PLUG - TO BE INSTALLED OVER STOVE FOR FUTURE MICROWAVE/HOOD FAN 09Jul19 Note:	
1 - PLUG - ELECTRICAL PLUG- FAMILY ROOM - ADD PLUG 5FT FROM FLOOR FOR FUTURE TV 09Jul19 Note:	
1 - LIGHT AND SWITCH - NO FIXTURE INCLUDED - LIVING ROOM 09Jul19 Note:	
1 - 200 AMP ELECTRICAL SERVICE 09Jul19 Note:	

FIREPLACE AND ACCESSORIES

1 - GAS LINE ROUGH-IN FOR DRYER (INCLUDES ELECTRICAL PLUG) - SECOND FLOOR 09Jul19 Note:	
1 - GAS LINE ROUGH-IN FOR STOVE (INCLUDES ELECTRICAL OUTLET) - FIRST FLOOR 09Jul19 Note:	

PLUMBING

1 - WASHROOM - 3 PIECE ROUGH-IN IN BASEMENT 12Jun19 Note:	
--	--

PROMOTIONAL

1 - LESS BALANCE OF CREDIT FROM PURCHASER EXTRA SHEET IN OFFER 09Jul19 Note:	
1 - PARTIAL REDEMPTION OF PROMOTIONAL PACKAGE \$640 BALANCE FORWARD \$11,860 TO BE USED AT A LATER DATE. ORIGINAL PROMOTIONAL PACKAGE OF \$12,500 AS PER SCHEDULE PE 12Jun19 Note:	

STAIRS AND RAILINGS

RECEIVED JUL 10 2019

CONSTRUCTION SUMMARY

Mountainview Heights (G) - Russell Gardens Building Ltd.

PURCHASERS: SYED TAUSEEF AHMED BANOORI and SHUMAILA KHAN

TEL:

LOT / PHASE Block 205 TH 1 / 2	REG. PLAN # 62M-1238	HOUSE TYPE Highgrove 5ES Elev 3		
1 - EUROLINE 1 BLACK IRON PICKETS 09Jul19 Note:				
1 - STAINED STAIRS, RAILING – STANDARD STAIRCASE - PRICE IS PER SET 09Jul19 Note:				

This Document is Extremely Time Sensitive - Printed 9 Jul 19 at 10:51

Purchasers:

Telephone Res. / Bus:

Decor Advisor:

Lock Date:

SYED TAUSEEF AHMED BANOORI & SHUMAIL

/

Natalie Mancuso

9-Jul-19

Property:

Project:

Model and Elevation:

Plan #:

Block 205 TH 1

Russell Gardens Building Ltd.

Highgrove 5ES Elev 3

62M-1238

Layout Changes:

Sketch Attached:

Exterior Colour Scheme:

☐ Yes ☒ No

☒ Yes ☐ No

1. Cabinetry

	Style and Colour	Hardware
Kitchen / Breakfast	CONTINENTAL 823 DRIFTWOOD	447SA
Laundry Room	ELISSE	Standard
Powder Room	HASTING CHOCOLATE	113SB
Master Ensuite Bathroom	HASTING CHOCOLATE	113SB
Main Bathroom	EVEREST WHITE	190SA

Appliances:

Built In Appliances

Slide In Stove

Dishwasher Cabinet

41" Upper Cabinets

Please NOTE: Standard Cabinet Height is 30"

Stove Opening

NOTE: If not specified, opening will be set to builder's standard opening of approximately 30" width

Fridge Opening

NOTE: If not specified, opening will be set to builder's standard opening of approximately 37" width x 74" height

☐ Yes ☒ No

☐ Closed ☒ Open

☐ Yes ☒ No

** Refer to Construction Summary

2. Counters

	Counter	Edge
Kitchen / Breakfast	LAMINATE-PALOMA POLAR 6698-46	
Laundry Room	N/A	
Powder Room	LAMINATE-PALOMA POLAR 6698-46	
Master Ensuite Bathroom	LAMINATE-PALOMA POLAR 6698-46	
Main Bathroom	LAMINATE-PALOMA POLAR 6698-46	

** Refer to Construction Summary

SB

Purchasers:SYED TAUSEEF AHMED BANOORI & SHUMAIL

Telephone Res. / Bus: /

Decor Advisor: Natalie Mancuso

Lock Date: 9-Jul-19

Property: Block 205 TH 1

Project: Russell Gardens Building Ltd.

Model and Elevation: Highgrove 5ES Elev 3

Plan #: 62M-1238

3. Ceramic Flooring

Entrance Vestibule	TILE- ESSENZE GRIGIO 13X13	<input type="checkbox"/>	At a 45 Threshold-If App.
Main Hall	LAMINATE	<input type="checkbox"/>	Metal Strip Where Applic.
Kitchen / Breakfast	TILE- ESSENZE GRIGIO 13X13	<input type="checkbox"/>	
Laundry Room	TILE- SN PASTELLO BIANCO 13X13	<input type="checkbox"/>	
Powder Room	TILE- ESSENZE GRIGIO 13X13	<input type="checkbox"/>	
Master Ensuite Bathroom	TILE- CEMENTI WHITE 12X12	<input type="checkbox"/>	
Main Bathroom	TILE- ESSENZE NERO 13X13	<input type="checkbox"/>	
GARAGE ENTRANCE	TILE- ESSENZE GRIGIO 13X13	<input type="checkbox"/>	
		<input type="checkbox"/>	
		<input type="checkbox"/>	
		<input type="checkbox"/>	

** Refer to Construction Summary

4. Ceramic Wall Tile

Master Ensuite Bathroom	Selection	Describe
Tub Deck Wall	TILE- NATURALE GRIGIO 8X10	
Tub Deck		
Tub Deck Skirt		
Shower Stall	TILE- NATURALE GRIGIO 8X10	
Bathtub Enclosure Walls		
Main Bathroom	TILE- NATURALE NERO 8X10	
GARAGE ENTRANCE		
Kitchen Backsplash		

** Refer to Construction Summary - STANDARD GROUT THROUGHOUT UNLESS SPECIFIED

5. Plumbing Fixtures

All Bathrooms

White

Whirlpool

☐ Yes ☒ No

Dishwasher Rough-In

☒ Yes ☐ No

Waterline for Fridge

☐ Yes ☒ No

** Refer to Construction Summary

6. Trim Carpentry

Interior Doors	800 SERIES
Interior Trim	2 3/4" CASING WITH 4 1/4" BASEBOARD - COLONIAL
Door Handles	As Per Construction Specifications
Exterior Front Door Handle	As Per Construction Specifications

** Refer to Construction Summary

Initials:

SB

Purchasers:

SYED TAUSEEF AHMED BANOORI & SHUMAIL

Telephone Res. / Bus:

/

Decor Advisor:

Natalie Mancuso

Lock Date:

9-Jul-19

Property:

Block 205 TH 1

Project:

Russell Gardens Building Ltd.

Model and Elevation:

Highgrove 5ES Elev 3

Plan #:

62M-1238

7. Other Flooring

Main Hall

LAMINATE-MANHATTAN - EARL GREY OAK TL-15012

Living Room

LAMINATE-MANHATTAN - EARL GREY OAK TL-15012

Dining Room

LAMINATE-MANHATTAN - EARL GREY OAK TL-15012

Family Room

LAMINATE-MANHATTAN - EARL GREY OAK TL-15012

Den / Library / Study

Basement Landing(If Applies)

Lower Landing (If Applies)

LAMINATE-MANHATTAN - EARL GREY OAK TL-15012

Upper Landing

LAMINATE-MANHATTAN - EARL GREY OAK TL-15012

Upper Hall

CARPET-BEAULIEU - A4447 WEBSTER SDN - MORNING CLOUD 13931

Master Bedroom

CARPET-BEAULIEU - A4447 WEBSTER SDN - MORNING CLOUD 13931

Bedroom #2

CARPET-BEAULIEU - A4447 WEBSTER SDN - MORNING CLOUD 13931

Bedroom #3

CARPET-BEAULIEU - A4447 WEBSTER SDN - MORNING CLOUD 13931

Bedroom #4

CARPET-BEAULIEU - A4447 WEBSTER SDN - MORNING CLOUD 13931

Bedroom #5

Underpad

Type

Area

STANDARD UNDERPAD

SECOND FLOOR

** Refer to Construction Summary

8. Railings and Pickets

Railing Type

AS PER CONSTRUCTION SPECIFICATIONS

Picket Type

EUROLINE 1

Stringer / Riser

AS PER CONSTRUCTION SPECIFICATIO

Treads

AS PER CONSTRUCTION SPECIFICATIO

Colour

TORLYS- EARL GREY OAK

Colour

BLACK

Colour

TORLYS- EARL GREY OAK

Colour

TORLYS- EARL GREY OAK

Red Oak Stairs with Semi Gloss Finish

☒ Yes

☐ No

** Refer to Construction Summary

9. Wall Paint Flat Finish

Main & Upper Hall

22 WARM GREY

Living Room

22 WARM GREY

Dining Room

22 WARM GREY

Kitchen / Breakfast

22 WARM GREY

Family Room

22 WARM GREY

Powder Room

22 WARM GREY

Laundry Room

22 WARM GREY

Den/Library

Trim Paint-Semi Gloss

BIRCH WHITE

Master Bedroom

22 WARM GREY

Bedroom #2

22 WARM GREY

Bedroom #3

22 WARM GREY

Bedroom #4

22 WARM GREY

Bedroom #5

Master Ensuite

22 WARM GREY

Main Bathroom

22 WARM GREY

Smooth Ceilings First Floor ☒ Yes ☐ No

** Refer to Construction Summary

Initials: 

Purchasers: SYED TAUSEEF AHMED BANOORI & SHUMAILProperty: Block 205 TH 1
Telephone Res. / Bus: / Project: Russell Gardens Building Ltd.
Decor Advisor: Natalie Mancuso Model and Elevation: Highgrove 5ES Elev 3
Lock Date: 9-Jul-19 9-Jul-19 Plan #: 62M-1238

10. Plaster Mouldings and Medallions

Entrance Vestibule			Kitchen/Breakfast		
Main Hall			Den/Library		
Living Room			Lower Landing		
Dining Room					
Family Room					

** Refer to Construction Summary

11. Fireplace

	Living Room			Family Room			Other Room - Specify		
	Purchased	As Per Plan	N/A	Purchased	As Per Plan	N/A	Purchased	As Per Plan	N/A
Fireplace Type	<input type="radio"/>	<input type="radio"/>	<input checked="" type="radio"/>	<input type="radio"/>	<input type="radio"/>	<input checked="" type="radio"/>	<input type="radio"/>	<input type="radio"/>	<input checked="" type="radio"/>
Mantle Type									
Colour / Stain									
Surround									
Hearth									

** Refer to Construction Summary

12. Heating and Air Conditioning

Air Conditioning	NO	Gas Provisions Stove	YES
Gas Provisions Dryer	YES	Gas Provisions Barbecue	NO
Comment			

** Refer to Construction Summary

13. Electrical

Plugs and Switches	<input checked="" type="radio"/> White	DECOR	Above Kitchen Cabinet Light	<input type="radio"/> Yes	<input checked="" type="radio"/> No
Hood Fan	STANDARD WHITE		Below Kitchen Cabinet Light	<input type="radio"/> Yes	<input checked="" type="radio"/> No
Appliances	Built in Cooktop	Built in Oven	Gas Stove	Microwave	
	<input type="radio"/> Yes <input checked="" type="radio"/> No	<input type="radio"/> Yes <input checked="" type="radio"/> No	<input checked="" type="radio"/> Yes <input type="radio"/> No	<input checked="" type="radio"/> Yes <input type="radio"/> No	
Dishwasher Rough-in	Yes				

** Refer to Construction Summary


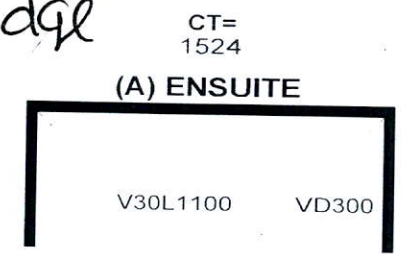
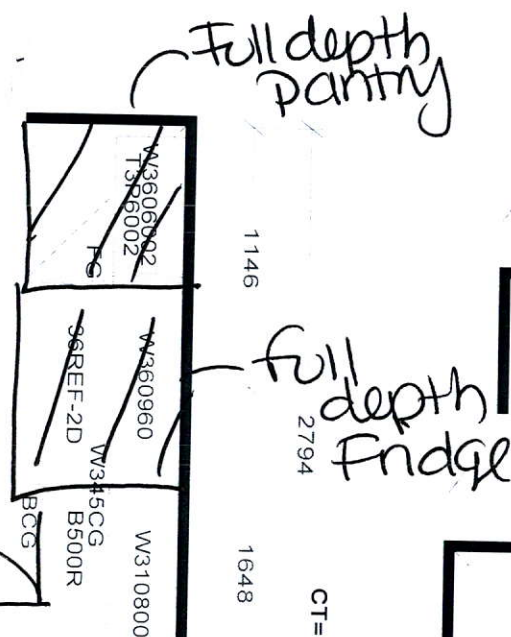
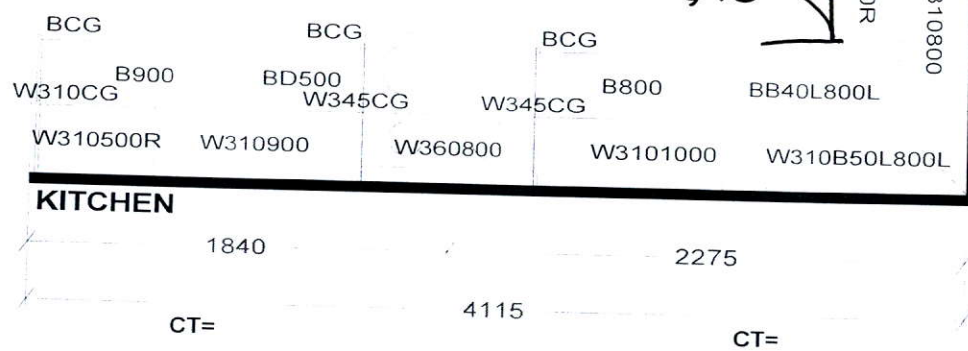
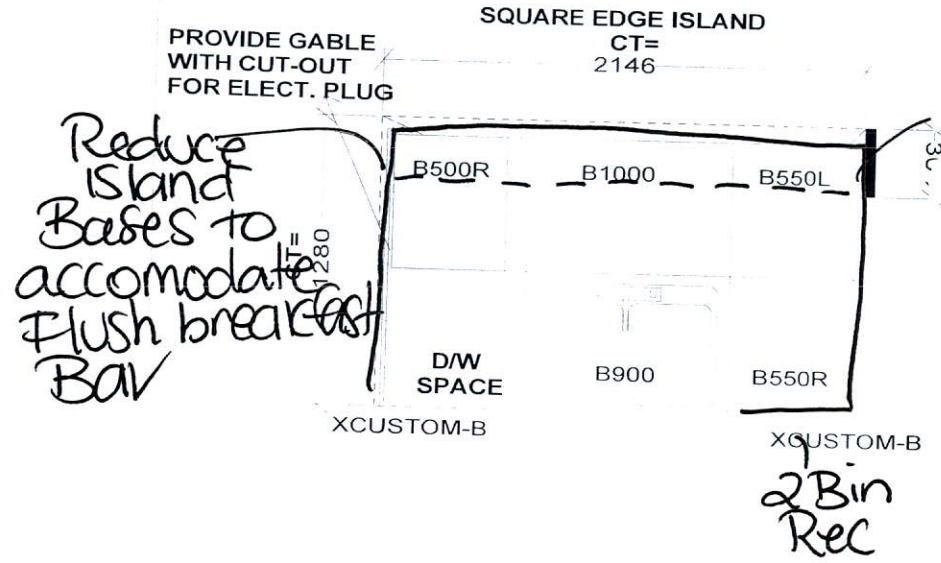
14. General Comments

** Refer to Construction Summary

Disclaimers and Notes

- Colours of all materials are as close as possible to builder's selection, but not necessarily identical due to variances in manufacturing.
- Any extras listed above are null and void unless accompanied by a separate invoice/amendment. Said invoice must be paid in full.
- The Purchaser agrees that this colour selection is final and that no changes will be permitted, unless required by the Vendor.
- The Purchaser acknowledges reading and accepting document which contains other miscellaneous disclaimers.

Signature: _____ Date: _____ Signature:  Date: July 9/2019



Selba Industries

W W D T H _____ W H G H T _____ W C N T _____ F L H G H T _____ D W Y H _____ S T C E N T _____ 2 X 4 _____ V E N T B O X C O V E R _____

STANDARD FEATURES:

1040MM HIGH UPPERS (9' Ceiling-No D/C Box)

DUMMY DOORS

D/W SPACE

LAMINATE KITCHEN & VANITY COUNTERTOPS

This drawing is the intellectual property of SELBA INDUSTRIES INC. and is an original design which must not be released or copied unless applicable fee has been paid or job order placed.

HA
G
B
F
C
E
D

JOB NUMBER:
BUILDER: GREENPARK
SITE NAME: RUSSEL GARDENS
MODEL: HIGHGROVE 5ESX ELEV 1,3
LOT #:
DESIGNER: KS
DATE: SEPT 13 17

HIGHGROVE 5ES 2,264 SQ.FT.
AVAILABLE IN BLOCK: 200 & 205

