

CONSTRUCTION SUMMARY		DATE: SEP 11 2019
Mayfield Village 2 (G) - Minnisale Homes Corp.		
PURCHASERS: Ripalkumar Chhaganbhai PATEL and Mital Natverlal PATEL		TEL: RES.: 647-961-1586 BUS.: 647-890-1586

LOT / PHASE	REG. PLAN #	HOUSE TYPE		
29 / 2	43M-2060	Millwood 2 Elev 2		

CABINETRY

1 - KITCHEN- DELETE PANTRY AND INSTALL BUILT IN OVEN/MICROWAVE- FOR CLARIFICATION PURPOSES 26Feb19 Note:	
1 - KITCHEN - DELETE CABINETS ABOVE STOVE - VENDOR WILL SUPPLY 6 INCH VENT AS PER CONSTRUCTION SPECIFICATIONS AND VENT MAY NOT BE IN THE APPROPRIATE LOCATION FOR INSTALLATION OF PURCHASER SUPPLIED VENT - PURCHASER TO SUPPY OWN FAN AFTER CLOSING (TEMP. FAN MA 26Feb19 Note:	
1 - CABINETRY - KITCHEN - LIGHT VALENCE 26Feb19 Note:	

CABINETRY ACCESSORIES

1 - KITCHEN CABINETRY BASE - PIE CUT CORNER CABINET - BASE CABINETRY - STANDARD 26Feb19 Note:	
1 - KITCHEN CABINETRY BASE - POT/PAN DRAWERS (CABINET) - STANDARD 26Feb19 Note:	
1 - KITCHEN CABINETRY UPPER - FULL DEPTH ABOVE FRIDGE - WITH GABLES - 600MM - PRICE IS EACH - STANDARD 26Feb19 Note:	
1 - KITCHEN CABINETRY BASE - COOKTOP CABINET WITH FULL HEIGHT DOORS - STANDARD 26Feb19 Note: Specs. Attached	
1 - KITCHEN CABINETRY - BUILT-IN MICROWAVE/OVEN COMBO - STANDARD 26Feb19 Note: Specs. Attached	

CERAMIC TILE

1 - TILE - UPGRADE 4 FLOOR TILE - - KITCHEN 26Feb19 Note:	
1 - TILE - UPGRADE 4 FLOOR TILE - - FOYER 26Feb19 Note:	

CONSTRUCTION

1 - SMOOTH CEILINGS ON FIRST FLOOR ONLY 26Feb19 Note:	
1 - FRONT EXTERIOR - ROUND COLUMNS IN LIEU OF SQUARE WITH STONE & BRICK ON FRONT ELEVATION AS PER SKETCH 30Jul18 Note: PENDING ENGINEERING APPROVAL	
1 - REMOVE HALF WALL AT FOYER - AS PER SKETCH 30Jul18 Note:	
1 - ROTATE AND ENLARGE KITCHEN ISLAND WITH FLUSH BREAKFAST BAR AS PER SKETCH ADD APPROX. 3 FOOT FULL DEPTH PANTRY ON STOVE WALL AS PER SKETCH 30Jul18 Note: IN LIEU OF DELETED PANTRY	
1 - KITCHEN - REMOVE PANTRY AND ENLARGE OPENING BETWEEN FAMILY ROOM & KITCHEN - AS PER SKETCH ENLARGE OPENING BETWEEN KITCHEN & HALL -- AS PER SKETCH 30Jul18 Note:	
1 - MASTER ENSUITE - FRAMELESS GLASS SHOWER ENCLOSURE 30Jul18 Note: CHROME KNOB & HINGES	
1 - REDESIGN SHARED ENSUITE TO MAKE ENSUITE FOR BEDROOM 4 WITH SHOWER ADD WALK-IN CLOSET FOR BEDROOM 4 AS PER SKETCH 30Jul18 Note:	

CONSTRUCTION SUMMARY				
Mayfield Village 2 (G) - Minnisale Homes Corp.				
PURCHASERS: Ripalkumar Chhaganbhai PATEL and Mital Natverlal PATEL			TEL: RES.: 647-961-1586 BUS.: 647-890-1586	
LOT / PHASE	REG. PLAN #	HOUSE TYPE		
29 / 2	43M-2060	Millwood 2 Elev 2		
1 - ADD ENSUITE FOR BEDROOM 3 WITH TUB ENCLOSURE REDUCE WALK-IN CLOSET FOR BEDROOM 2 AS PER SKETCH 30Jul18 Note:				
1 - RELOCATE LAUNDRY TO BASEMENT AS PER SKETCH 30Jul18 Note:				
3 - ENLARGE BASEMENT WINDOWS (MAY REQUIRE WINDOW WELLS) - WINDOW IS 30 INCHES X 24 INCHES 30Jul18 Note: IF CONSTRUCTION PERMITS				

COUNTER TOP

1 - HARD SURFACE COUNTERTOP - KITCHEN- QUARTZ OR GRANITE 26Feb19 Note:	
--	--

ELECTRICAL

1 - PLUG - ELECTRICAL PLUG - TO BE INSTALLED OVER FIREPLACE 26Feb19 Note:	
1 - KITCHEN - VALANCE LIGHTING - FLORESCENT LIGHTING 26Feb19 Note:	
1 - BUILT IN OVEN AND COOKTOP PROVISION - PROVISION ONLY - ELECTRICAL ONLY 26Feb19 Note:	
1 - 200 AMP ELECTRICAL SERVICE 30Jul18 Note:	

FIREPLACE AND ACCESSORIES

1 - GAS LINE ROUGH-IN FOR STOVE (INCLUDES ELECTRICAL OUTLET) - FIRST FLOOR 26Feb19 Note:	
--	--

HARDWOOD FLOORING

1 - HARDWOOD – GROUP A SERIES 5 INCH - IN LIEU OF 2 1/4 INCH NATURAL RED OAK - - FIRST FLOOR COMPLETE 26Feb19 Note:	
---	--

PLASTER MOULDINGS

1 - CORNICE MOULDNG FAMILY ROOM 26Feb19 Note:	
---	--

PLUMBING

1 - KITCHEN - SOAP DISPENSAR - DELTA RP1002 26Feb19 Note:	
1 - SINK - UNDERMOUNT SINK - BLANCO STELLAR U 1 3/4 #401026- KITCHEN 26Feb19 Note:	
1 - WATER LINE FOR FRIDGE - ROUGH-IN ONLY 26Feb19 Note:	

PROMOTIONAL

1 - PURCHASER DELIVERS HEREWITH A FURTHER DEPOSIT OF \$3,000 PAID BY CASH \$22,880 PAID BY VISA IN REFERENCE TO PE #23574 09Sep19 Note:	
1 - LESS BALANCE OF CREDIT FROM PURCHASER EXTRA SHEET IN OFFER 26Feb19 Note:	

CONSTRUCTION SUMMARY				
Mayfield Village 2 (G) - Minnisale Homes Corp.				
PURCHASERS: Ripalkumar Chhaganbhai PATEL and Mital Natverlal PATEL			TEL: RES.: 647-961-1586 BUS.: 647-890-1586	
LOT / PHASE	REG. PLAN #	HOUSE TYPE		
29 / 2	43M-2060	Millwood 2 Elev 2		
1 - PARTIAL REDEMPTION OF PROMOTIONAL PACKAGE \$19,020.00 BALANCE (\$980.00) FORWARD TO BE USED AT A LATER DATE. ORIGINAL PROMOTIONAL PACKAGE OF \$20,000 AS PER SCHEDULE PE DATED 06/24/2018. 30Jul18 Note:				

STAIRS AND RAILINGS

1 - PICKETS- INSTALL EUROLINE 2 IN LIEU OF EUROLINE 1 - AS PER AIRPORT RAILING 09Sep19 Note:	RECEIVED SEP 11 2019	★ ★ ★	
1 - V GROOVE HANDRAIL 26Feb19 Note:			
1 - EUROLINE 1- BLACK IRON PICKETS 26Feb19 Note: Revised.			
1 - STAINED STAIRS, RAILING STANDARD STANDARD STAIRCASE - PRICE IS PER SET 26Feb19 Note:			

EXTRAS AS PER OFFER

(20) The Vendor agrees that notwithstanding any other term or provision in this Agreement included in the Purchase Price and in addition to those items detailed in Schedule GP to the Agreement of Purchase and Sale, the Purchaser is entitled to a credit o Worksheet Note:	
The Purchaser acknowledges that the Purchase Price is inclusive of all credits and promotional packages available at the time of purchase. Worksheet Note:	

This Document is Extremely Time Sensitive - Printed 9 Sep 19 at 16:23

Purchasers: Ripalkumar Chhaganbhai PATEL & Mital Natverla

Property: 29

Telephone Res. / Bus: (647) 961-1586 / (647) 890-1586

Project: Minnisale Homes Corp.

Decor Advisor: Natalie Mancuso

Model and Elevation: Millwood 2 Elev 2

Lock Date: 26-Feb-19

26-Feb-19

Plan #: 43M-2060

Layout Changes: ☒ Yes ☐ No

Sketch Attached: ☒ Yes ☐ No

Exterior Colour Scheme:

1. Cabinetry

	Style and Colour	Hardware
Kitchen / Breakfast	MONACO W814XZ4	2002
Laundry Room	ELISSE	
Powder Room	MONACO W821XZ4	1001
Master Ensuite Bathroom	MONACO W821XZ4	1001
Ensuite Bath - Bedroom 2	CONTINENTAL DARK CHOCOLATE W814XZ4	1001
Ensuite Bath - Bedroom 3	HASTING CHOCOLATE	1001
Ensuite Bath - Bedroom 4	CONTINENTAL DARK CHOCOLATE W 814XZ4	1001

Appliances:

Built In Appliances ☒ Yes ☐ No

Slide In Stove ☐ Yes ☒ No

Dishwasher Cabinet ☐ Closed ☒ Open

41" Upper Cabinets ☒ Yes ☐ No

Please NOTE: Standard Cabinet Height is 30"

Stove Opening

36"

NOTE: If not specified, opening will be set to builder's standard opening of approximately 30" width

Fridge Opening

NOTE: If not specified, opening will be set to builder's standard opening of approximately 37" width x 74" height

** Refer to Construction Summary

2. Counters

	Counter	Edge
Kitchen / Breakfast	GRANITE-ANTIQUE BROWN	#300 EDGE - DOUBLE BULLNOSE
Laundry Room		
Powder Room	LAMINATE-ARGENTO ROMANO 6697-46	
Master Ensuite Bathroom	LAMINATE-ARGENTO ROMANO 6697-46	
Ensuite Bath - Bedroom 2	LAMINATE-BRONZITE 4971-52	
Ensuite Bath - Bedroom 3	LAMINATE-BORDEAUX JUPARANA 4929-52	
Ensuite Bath - Bedroom 4	LAMINATE-LIME STONE 7264-58	

** Refer to Construction Summary

Initials:

Purchasers:

Telephone Res. / Bus:

Decor Advisor:

Lock Date:

Ripalkumar Chhaganbhai PATEL & Mital Natverla

(647) 961-1586 / (647) 890-1586

Natalie Mancuso

26-Feb-19

Property: 29

Project: Minnisale Homes Corp.

Model and Elevation: Millwood 2 Elev 2

26-Feb-19

Plan #: 43M-2060

3. Ceramic Flooring

		At a 45	Threshold-If App.
Entrance Vestibule	TILE- CALCATTA (CA6082P) POL 24X24	<input type="checkbox"/>	
Main Hall	HARDWOOD	<input type="checkbox"/>	
Kitchen / Breakfast	TILE-CALCATTA (CA6082P)POL 24X24	<input type="checkbox"/>	
Laundry Room	BASEMENT	<input type="checkbox"/>	
Powder Room	TILE-BEACH BLACK 13X13	<input type="checkbox"/>	
Master Ensuite Bathroom	TILE-BEACH BLACK 13X13	<input type="checkbox"/>	
Ensuite Bath - Bedroom 2	TILE- ESSENCE TAUPE 13X13	<input type="checkbox"/>	
Ensuite Bath - Bedroom 3	TILE- BEACH TAUPE 13X13	<input type="checkbox"/>	
Ensuite Bath - Bedroom 4	TILE- HABITAT GREY VELVET 13X13	<input type="checkbox"/>	
SIDE ENTRANCE	TILE- BEACH BLACK 13X13	<input type="checkbox"/>	
		<input type="checkbox"/>	

** Refer to Construction Summary

4. Ceramic Wall Tile

	Selection	Describe
Master Ensuite Bathroom		
Tub Deck Wall		
Tub Deck		
Tub Deck Skirt		
Shower Stall	TILE- LUC CONCEPT NEVE 8X16	
Bathtub Enclosure Walls		
Ensuite Bath - Bedroom 2	TILE-LUC. CONCEPT FERRO 8X16	
Ensuite Bath - Bedroom 3	TILE-LUC. BEIGE AMERICA 8X16	
Ensuite Bath - Bedroom 4	TILE-SAT. BEIGE AMERICA 8X16	
SIDE ENTRANCE		
Kitchen Backsplash		

** Refer to Construction Summary - STANDARD GROUT THROUGHOUT UNLESS SPECIFIED

5. Plumbing Fixtures

All Bathrooms

White

Whirlpool

☐ Yes ☒ No

Dishwasher Rough-In

☒ Yes ☐ No

Waterline for Fridge

☒ Yes ☐ No

** Refer to Construction Summary

6. Trim Carpentry

Interior Doors	CARRARA-SMOOTH
Interior Trim	As Per Construction Specifications
Door Handles	SATIN NICKEL LEVER
Exterior Front Door Handle	As Per Construction Specifications

** Refer to Construction Summary

Purchasers:

Telephone Res. / Bus:

Decor Advisor:

Lock Date:

Ripalkumar Chhaganbhai PATEL & Mital Natverla

(647) 961-1586 / (647) 890-1586

Natalie Mancuso

26-Feb-19

Property: 29

Project: Minnisale Homes Corp.

Model and Elevation: Millwood 2 Elev 2

26-Feb-19

Plan #: 43M-2060

7. Other Flooring

Main Hall	MIRAGE GRAPHITE RED OAK EXCLUSIVE 5" SEMI GLOSS
Living Room	MIRAGE GRAPHITE RED OAK EXCLUSIVE 5" SEMI GLOSS
Dining Room	MIRAGE GRAPHITE RED OAK EXCLUSIVE 5" SEMI GLOSS
Family Room	MIRAGE GRAPHITE RED OAK EXCLUSIVE 5" SEMI GLOSS
Den / Library / Study	N/A
Basement Landing(If Applies)	N/A
Lower Landing (If Applies)	TILE-
Upper Landing	MIRAGE GRAPHITE RED OAK EXCLUSIVE 5" SEMI GLOSS
Upper Hall	LAMINATE-MANHATTAN - LAVA ROCK OAK TL-15021
Master Bedroom	LAMINATE-MANHATTAN - LAVA ROCK OAK TL-15021
Bedroom #2	LAMINATE-MANHATTAN - LAVA ROCK OAK TL-15021
Bedroom #3	LAMINATE-MANHATTAN - LAVA ROCK OAK TL-15021
Bedroom #4	LAMINATE-MANHATTAN - LAVA ROCK OAK TL-15021
Bedroom #5	
Underpad	TypeArea

** Refer to Construction Summary

8. Railings and Pickets

Railing Type	V-GROOVE	Colour	MIRAGE GRAPHITE
Picket Type	EUROLINE 1	Colour	BLACK
Stringer / Riser	AS PER CONSTRUCTION SPECIFICATIO	Colour	MIRAGE GRAPHITE
Treads	AS PER CONSTRUCTION SPECIFICATIO	Colour	MIRAGE GRAPHITE
Red Oak Stairs with Semi Gloss Finish		<input checked="" type="radio"/> Yes <input type="radio"/> No	

** Refer to Construction Summary

9. Wall Paint Flat Finish

Main & Upper Hall	22 WARM GREY	Master Bedroom	22 WARM GREY
Living Room	22 WARM GREY	Bedroom #2	22 WARM GREY
Dining Room	22 WARM GREY	Bedroom #3	22 WARM GREY
Kitchen / Breakfast	22 WARM GREY	Bedroom #4	22 WARM GREY
Family Room	22 WARM GREY	Bedroom #5	
Powder Room	22 WARM GREY	Master Ensuite	22 WARM GREY
Laundry Room		Ensuite Bath - Bedroom 2	22 WARM GREY
Den/Library		Ensuite Bath - Bedroom 3	
Trim Paint-Semi Gloss	BIRCH WHITE	N/A	
		Ensuite Bath - Bedroom 4	22 WARM GREY

Smooth Ceilings First Floor ☒ Yes ☐ No

** Refer to Construction Summary

Purchasers:

Telephone Res. / Bus:

Decor Advisor:

Lock Date:

Ripalkumar Chhaganbhai PATEL & Mital Natverla

(647) 961-1586 / (647) 890-1586

Natalie Mancuso

26-Feb-19

Property: 29

Project: Minnisale Homes Corp.

Model and Elevation: Millwood 2 Elev 2

26-Feb-19

Plan #: 43M-2060

10. Plaster Mouldings and Medallions

Entrance Vestibule			Kitchen/Breakfast		
Main Hall			Den/Library		
Living Room			Lower Landing		
Dining Room					
Family Room	UP714				

** Refer to Construction Summary

11. Fireplace

Living Room			Family Room			Other Room - Specify		
Purchased	As Per Plan	N/A	Purchased	As Per Plan	N/A	Purchased	As Per Plan	N/A
<input type="radio"/>	<input type="radio"/>	<input type="radio"/>	<input type="radio"/>	<input checked="" type="radio"/>	<input type="radio"/>	<input type="radio"/>	<input type="radio"/>	<input type="radio"/>

Fireplace Type		As Per Construction Specifications	
Mantle Type		MANTLE M1-STANDARD	
Colour / Stain		AS PER CONSTRUCTION SPECIFICATIONS	
Surround		NERO	
Hearth			

** Refer to Construction Summary

12. Heating and Air Conditioning

Air Conditioning	NO	Gas Provisions Stove	YES
Gas Provisions Dryer	NO	Gas Provisions Barbecue	NO
Comment			

** Refer to Construction Summary

13. Electrical

Plugs and Switches	<input checked="" type="radio"/> White	DECOR	Above Kitchen Cabinet Light	<input type="radio"/> Yes	<input checked="" type="radio"/> No
Hood Fan	DELETE FAN--		Below Kitchen Cabinet Light	<input checked="" type="radio"/> Yes	<input type="radio"/> No
Appliances	Built in Cooktop	Built in Oven	Gas Stove	Microwave	
	<input checked="" type="radio"/> Yes <input type="radio"/> No	<input checked="" type="radio"/> Yes <input type="radio"/> No	<input checked="" type="radio"/> Yes <input type="radio"/> No	<input checked="" type="radio"/> Yes	<input type="radio"/> No
Dishwasher Rough-in	Yes				

** Refer to Construction Summary

14. General Comments

** Refer to Construction Summary


Disclaimers and Notes

1) Colours of all materials are as close as possible to builder's selection, but not necessarily identical due to variances in manufacturing.


2) Any extras listed above are null and void unless accompanied by a separate invoice/amendment. Said invoice must be paid in full.

3) The Purchaser agrees that this colour selection is final and that no changes will be permitted, unless required by the Vendor.

4) The Purchaser acknowledges reading and accepting document which contains other miscellaneous disclaimers.

Signature: 

Date: _____

Signature: 



Date: _____

NV51K7770SS


30" Single Wall Oven

Features

- 6 Oven Modes including Steam Bake and Steam Roast
- 5.1 cu. ft. Capacity
- Gourmet Cook
- Dual Convection
- Wi-Fi Connectivity
- Wi-Fi-Enabled Temperature Probe
- LED Spotlights
- Soft-Close Door
- 3 Heavy-Duty Racks including a Gliding Rack
- Blue LED Illuminated Knobs
- Broil Element
- Smart Control Key
- 6 Rack Positions
- Drop-Down Door Design
- LCD Display
- ADA Compliant



Steam Cook



Flex Duo™

Convenience

- Hidden Heating Element
- Rapid Preheat
- Sabbath Mode
- Hybrid Clean and Self-Clean
- Delay Start
- Proofing
- Warming Mode
- Kitchen Timer
- Child Safety Lock
- Convection Conversion



ADA Compliant

Available Colors



Stainless Steel (shown)



Black Stainless Steel

Signature Features

STEAM COOK

- Delivers moisture at precise times for a crisp, browned outside and tender inside.

FLEX DUO™

- Cook two dishes at different temperatures simultaneously with the Smart Divider.

DIGITAL-ANALOG CONTROLS

- The ultimate interface, a combination of analog-knobs and a digital touch screen.

SAMSUNG

NV51K7770SS

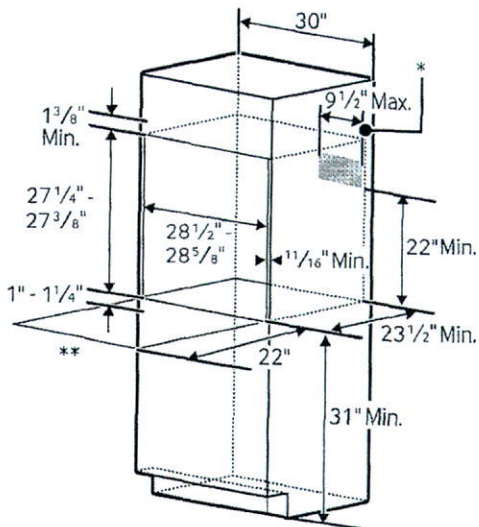
30" Single Wall Oven

Cabinet Dimensions

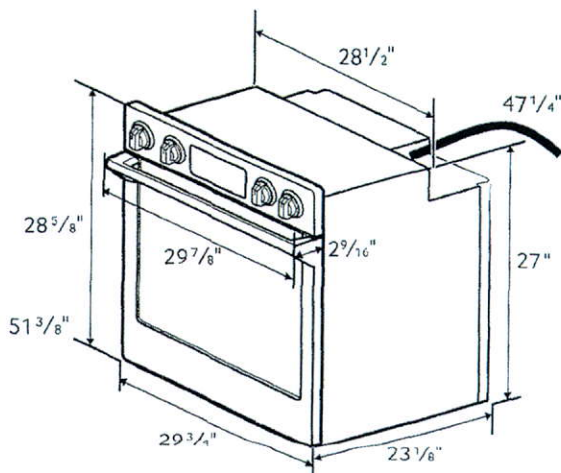
Single Oven Installed in Cabinet

*Junction Box

*Allow a minimum of 22" for clearance to adjacent comers, drawers, walls, etc. when door is open.



Product Dimensions



Convection Wall Oven

- Hidden Bake Element
- Bake: 175°F–550°F
- Convection Bake: 175°F–550°F
- Convection Roast: 175°F–550°F
- Broil: Low-High
- Steam Bake: 230°F–550°F
- Steam Roast: 230°F–550°F
- Proofing
- Sabbath Mode

Warranty

One (1) Year All Parts and Labor

Product Dimensions & Weight (WxHxD)

Outside (Max) Wall Oven Dimensions:

29 7/8" x 28 5/8" x 25 11/16"

Wall Oven Cut-Out Dimensions:

28 1/2" x 27 1/4" x 23 1/2"

Weight: 149.9 lbs.

Shipping Dimensions & Weight (WxHxD)

Dimensions:

33 1/2" x 33 3/4" x 29 13/16"

Weight: 176.4 lbs.

Color	Model #	UPC Code
Stainless Steel	NV51K7770SS	887276181691
Black Stainless Steel	NV51K7770SG	887276181752

KW RATING	
240V	6.2 kW
208V	4.7 kW
BREAKER SIZE	
240V	30 Amps
208V	30 Amps

SAMSUNG

Actual color may vary. Design, specifications, and color availability are subject to change without notice. Non-metric weights and measurements are approximate.


©2017 Samsung Electronics America, Inc. 85 Challenger Road, Ridgefield Park, NJ 07660. Tel: 800-SAMSUNG, samsung.com. Samsung is a registered trademark of Samsung Electronics Co., Ltd.

MS19M8020T and MA-TK8020T

SAMSUNG

Samsung Countertop Microwave and Trim Kit
for Built-in Applications

1.9 cu. ft. Capacity



Signature Features

1.9 cu. ft. Capacity


- Accommodates a variety of dishes so you can prep large meals quickly.

Sensor Cook

- Automatically adjusts cooking time for optimal results.

Ceramic Enamel Interior

- Makes removing grease or oil effortless and protects against scratches from daily use.



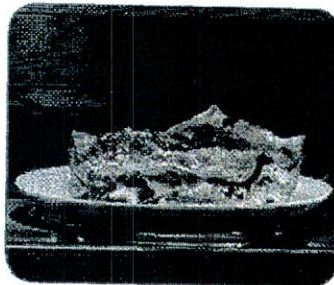
Available Colors




Stainless Steel



Black Stainless Steel (shown)



Sensor Cook



Ceramic Enamel Interior

Features

- Eco Mode
- Cooking Presets
- 950W of Cooking Power
- 10 Power Levels
- Auto Defrost
- LED Display
- 30" Matching Trim Kit

Convenience

- Kitchen Timer
- Clock (12hr/24hr) with Daylight Saving Time Adjustment
- Child Safety Lock
- Reminder End Signal

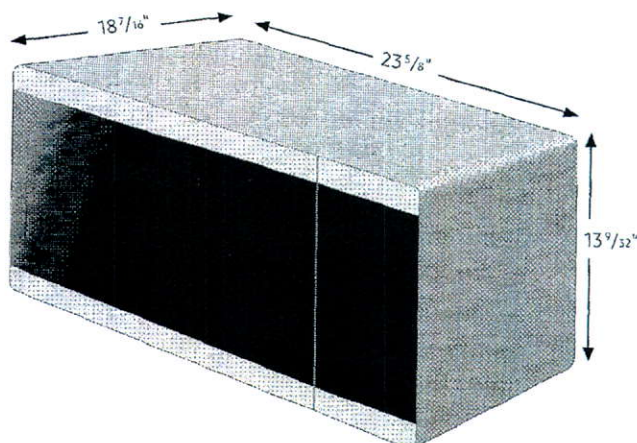
MS19M8020T and MA-TK8020T

SAMSUNG

Samsung Countertop Microwave and Trim Kit for Built-in Applications

1.9 cu. ft. Capacity

Dimensions



Specifications

- Oven Cavity: 1.9 cu. ft.
- Power Output: 950W
- Power Consumption: 1600W/13.3 A
- Power Source: 120V / 60 Hz
- Control Method: Electronic Touch
- Display: LED (Ice Blue)
- Cooking Control: 10 Power Levels Including Defrost
- Cooking Timer: Digital, up to 99 Minutes, 99 Seconds
- Microwave Distribution System: Turntable

Warranty

One (1) Year Parts and Labor
Ten (10) Years on Magnetron Microwave Technology

Microwave Product Dimensions & Weight (WxHxD)

Outside Dimensions: $23\frac{5}{8}'' \times 13\frac{9}{32}'' \times 18\frac{7}{16}''$

Interior Cavity Dimensions: $17\frac{3}{8}'' \times 10\frac{5}{8}'' \times 17\frac{13}{16}''$

Weight: 43.03 lbs.

Trim Kit Dimension (WxHxD)

Outside Dimensions: $29\frac{3}{4}'' \times 20\frac{5}{64}'' \times 1\frac{1}{4}''$

Cut Out (WxH): $25\frac{1}{2}'' \times 16\frac{3}{4}''$

Weight: 12.83 lbs.

Microwave Shipping Dimensions & Weight (WxHxD)

Dimensions: $26\frac{1}{4}'' \times 16\frac{13}{32}'' \times 20\frac{1}{4}''$

Weight: 47.97 lbs.

Trim Kit Shipping Dimension (WxHxD)

Dimensions: $22\frac{3}{4}'' \times 6\frac{3}{4}'' \times 33\frac{5}{32}''$

Weight: 16.78 lbs.

Countertop Microwave and Trim Kit for Built-in Applications

For installation with Wall Ovens, respective codes must be paired together:


Color:	Product:	Model #:	UPC Code:
Stainless Steel	Microwave	MS19M8000AS	887276212051
Stainless Steel	Trim Kit	MA-TK8020TS	88727622446
Black Stainless Steel	Microwave	MS19M8020TG	887276212061
Black Stainless Steel	Trim Kit	MA-TK8020TG	88727622445

Actual color may vary. Design, specifications, and color availability are subject to change without notice. Non-metric weights and measurements are approximate.

©2017 Samsung Electronics America, Inc. 85 Challenger Road, Ridgefield Park, NJ 07660. Tel: 800-SAMSUNG. samsung.com. Samsung is a registered trademark of Samsung Electronics Co. Ltd.

36" Gas Cooktop

500 Series – Stainless Steel NGM5655UC



NGM5655UC

Bosch cooktops are engineered to perform, offering high heat burners for optimal cooking results.

Features & Benefits

Powerful 16,000 BTU burner for faster boiling time.

Heavy-duty metal knobs for a premium look and feel.

Automatic re-ignition burners.

General Properties

Knob material	Metal
Sealed burners	Yes
Grate material	Cast iron

Element Performance


Total BTU load (NG / LP)	57,500 / 47,300
Power of front left burner (NG / LP)	12,000 / 9,100
Power of back left burner (NG / LP)	12,000 / 9,100
Power of center burner (NG / LP)	16,000 / 15,000
Power of back right burner (NG / LP)	5,500 / 5,000
Power of front right burner (NG / LP)	12,000 / 9,100

Technical Details

Watts	360 W
Circuit breaker	15 A
Volts	120 V
Frequency	60 Hz
Plug type	3 prong
Power cord length	60"
Energy source	Gas
Convertible to LP (kit required)	Yes

Dimensions & Weight

Overall appliance dimensions (HxWxD)	3 13/16" x 37" x 21 1/4"
Required cutout size (HxWxD)	3 13/16" x 34 15/16" x 19 1/8"
Minimum distance from counter front	1 7/8"
Minimum distance from rear wall	3"
Net weight	39 lbs
Accessories-Included	
Included	LP conversion kit



For help and assistance with Bosch accessories call 1-800-944-2904 Mon-Fri 8am to 6pm EST

Notes: All height, width and depth dimensions are shown in inches. BSH reserves the absolute and unrestricted right to change product materials and specifications, at any time, without notice. Consult the product's installation instructions for final dimensional data and other details prior to making cutout. Applicable product warranty can be found in accompanying product literature or you may contact your account manager for further details.

Warranties: Bosch warrants that the Product is free from defects in materials and workmanship for a period of three hundred and sixty-five (365) days from the date of purchase. The foregoing timeline begins to run upon the date of purchase, and shall not be stalled, tolled, extended, or suspended, for any reason whatsoever. This Product is also warranted to be free from cosmetic defects in material and workmanship (such as scratches of stainless steel, paint/porcelain blemishes, chip, dents, or other damage) to the finish of the Product, for a period of thirty (30) days from the date of purchase or closing date for new construction. This cosmetic warranty excludes slight color variations due to inherent differences in painted and porcelain parts, as well as differences caused by kitchen lighting, product location, or other similar factors. This cosmetic warranty specifically excludes any display, floor, "As Is", or "B" stock appliances.

For more information on our entire line of products, go to www.bosch-home.ca or call 1-800-944-2904

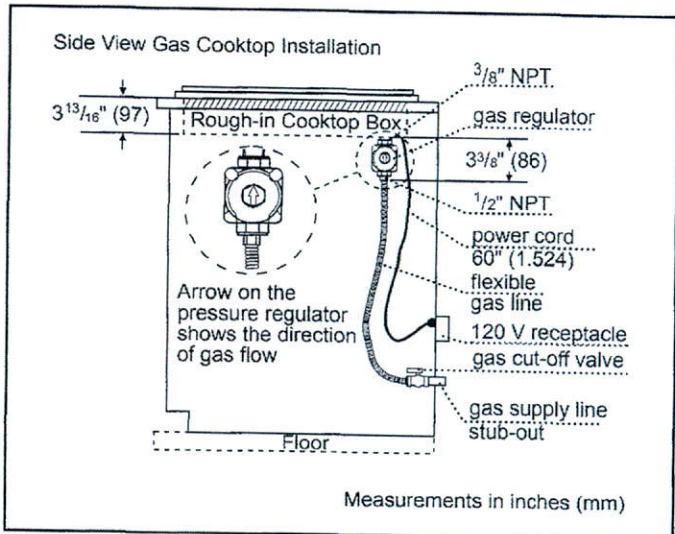
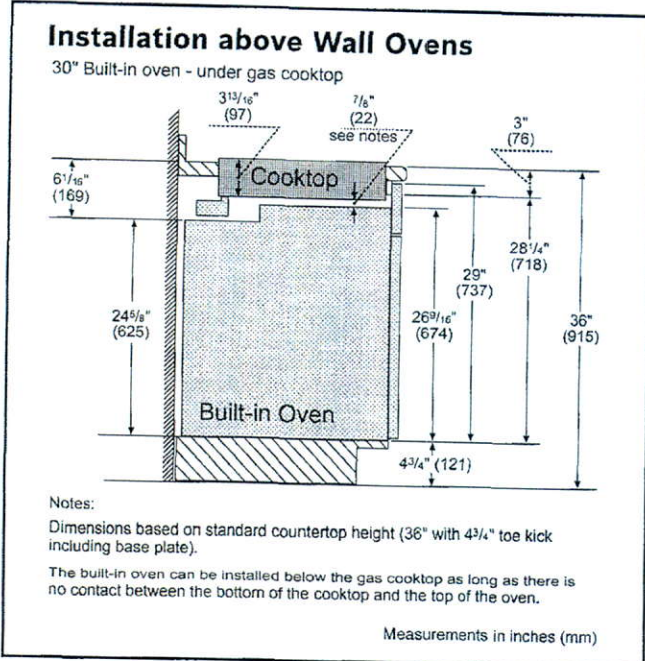
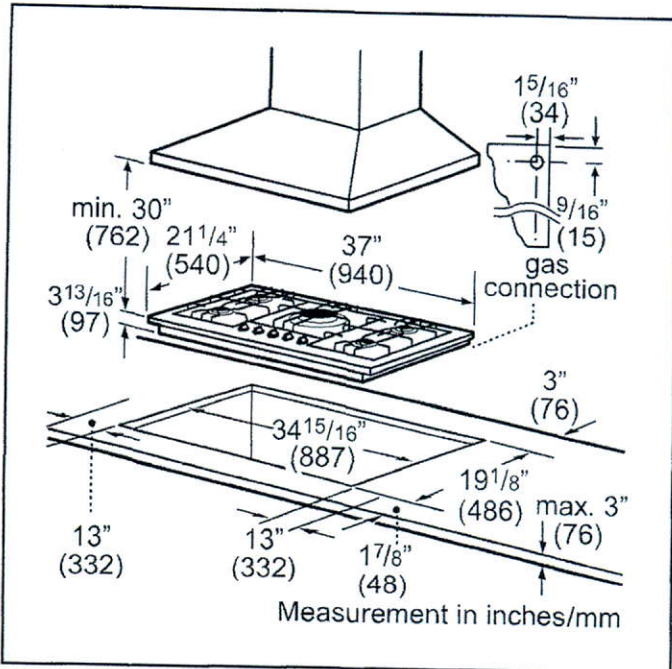
© BSH Home Appliances Limited. All rights reserved. Bosch is a registered trademark of Robert Bosch GmbH.

36" Gas Cooktop

500 Series – Stainless Steel NGM5655UC



Installation Details



For help and assistance with Bosch accessories please visit call 1-800-944-2904 Mon-Fri 8am to 6pm EST

Notes: All height, width and depth dimensions are shown in inches. BSH reserves the absolute and unrestricted right to change product materials and specifications, at any time, without notice. Consult the product's installation instructions for final dimensional data and other details prior to making cutout. Applicable product warranty can be found in accompanying product literature or you may contact your account manager for further details.

Warranties: Bosch warrants that the Product is free from defects in materials and workmanship for a period of three hundred and sixty-five (365) days from the date of purchase. The foregoing timeline begins to run upon the date of purchase, and shall not be stalled, tolled, extended, or suspended, for any reason whatsoever. This Product is also warranted to be free from cosmetic defects in material and workmanship (such as scratches of stainless steel, paint/porcelain blemishes, chip, dents, or other damage) to the finish of the Product, for a period of thirty (30) days from the date of purchase or closing date for new construction. This cosmetic warranty excludes slight color variations due to inherent differences in painted and porcelain parts, as well as differences caused by kitchen lighting, product location, or other similar factors. This cosmetic warranty specifically excludes any display, floor, "As Is", or "S" stock appliances.

For more information on our entire line of products, go to www.bosch-home.ca or call 1-800-944-2904

© BSH Home Appliances Limited. All rights reserved. Bosch is a registered trademark of Robert Bosch GmbH.

NK36K7000WS



36" Range Hood

Features


- Wi-Fi Monitoring
- ADA Compliant
- 3 Fan Speeds including Booster
- Wall-Mounted Chimney Style
- Digital Touch Control
- Exterior Venting
- 74 dBA Noise Level

Convenience

- LED Lighting



Baffle Filter



Wi-Fi Monitoring

Available Colors



Stainless Steel (shown)



Black Stainless Steel

Signature Features

BLUETOOTH CONNECTED HOOD

- Automatically sync the fans and the lights with the cooktop through Bluetooth.*

*Only on select Samsung cooktops.

BAFFLE FILTER

- Dishwasher-safe metal filters help keep the air clean by drawing grease and odor through the hood.

POWERFUL 600 CFM VENTILATION

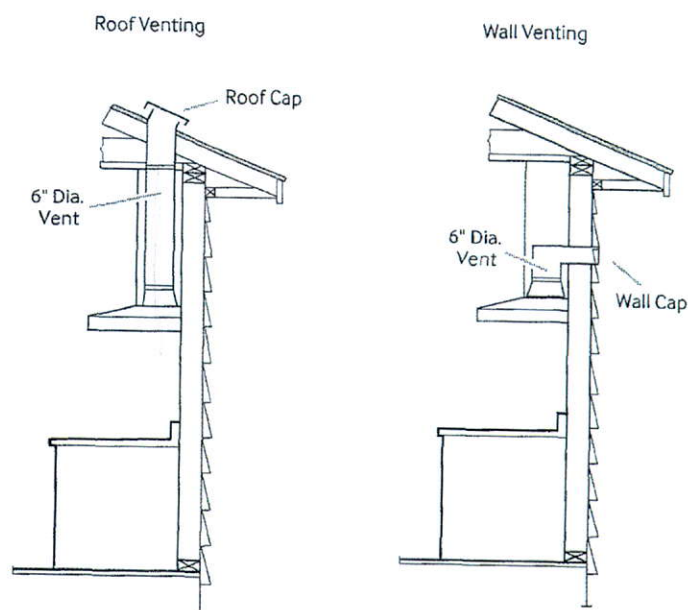
- Circulates air to remove odors quickly.

SAMSUNG

NK36K7000WS

36" Range Hood

Venting Methods



Total Power

220W

Power Source

120V / 60 Hz / 15A

Range Hood

- 36" Stainless Steel Chimney Hood
- Vent Fan: 600 CFM
- Front-Centered, Touch Control
- 4 Fan Speeds: 3 Step, 1 Booster
- 74 dBA Noise Level
- Hood Connectivity Control
- Bluetooth On/Off Control
- Mobile Monitoring: Fan Speed, Lighting On/Off, Power Control
- Removable Baffle Filter
- LED Lighting

Warranty

One (1) Year All Parts and Labor

Product Dimensions & Weight (WxHxD)

Outside (Max) Hood Dimensions:

36" x 25²⁵/₆₄" x 19¹¹/₁₆"

Weight: 48.5 lbs.

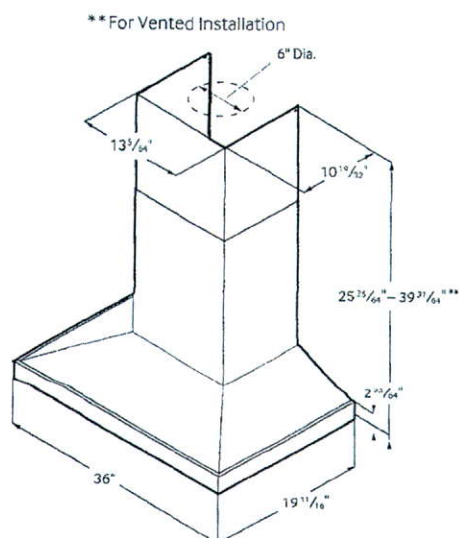
Shipping Dimensions & Weight (WxHxD)

Dimensions:

40³/₁₆" x 26¹/₂" x 18¹/₁₆"

Weight: 60.4 lbs.

Dimensions and Clearance



Color

Stainless Steel

Black Stainless Steel

Model #

NK36K7000WS

NK36K7000WG

UPC Code

887276182988

887276182971

SAMSUNG

Actual color may vary. Design, specifications, and color availability are subject to change without notice. Non-metric weights and measurements are approximate.

©2017 Samsung Electronics America, Inc. 85 Challenger Road, Ridgefield Park, NJ 07660. Tel: 800-SAMSUNG, samsung.com. Samsung is a registered trademark of Samsung Electronics Co., Ltd.

RF22M9581SR

SAMSUNG

Samsung Counter-Depth, 4-Door Flex™ with Family Hub™

22 cu. ft. Capacity



Signature Features

Family Connection

- Share multiple calendars, photos and notes.

Food Management

- 3 built-in cameras take a picture of the inside of your fridge; order groceries online from the touchscreen.

Entertainment

- Stream music, videos, mirror your TV.


Available Colors




Stainless Steel (shown)



Black Stainless Steel



Family Hub™



FlexZone™

Features

- Profile Base Communication Apps
- S-Voice – Integrated Voice-Activated Features
- One Family Hub™ Experience Integrated Mobile App
- FlexZone™
- Triple and Metal Cooling
- Large Capacity – 22 cu. ft.
- External Filtered Water and Ice Dispenser
- Ice Master Ice Maker in the Refrigerator
- High-Efficiency LED Lighting
- Wine Rack
- Fingerprint-Proof Coating
- ENERGY STAR® Compliant
- EZ Slide-Out Shelves in Freezer and FlexZone™
- Counter-Depth

Convenience

- Tempered Glass Spill-Proof Shelves
- Gallon Door Bins
- Flip-Up Shelf
- Door Alarm
- Water Filter Indicator

Rating



ENERGY STAR®-rated:
709 kWh/yr

RF22M9581SR

SAMSUNG

Samsung Counter-Depth, 4-Door Flex™ with Family Hub™

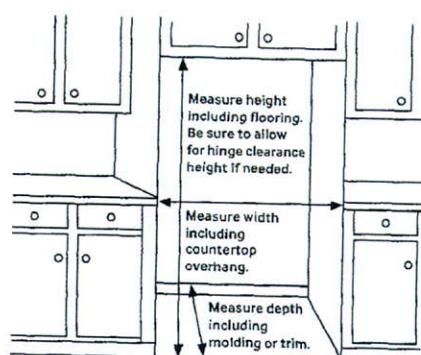
22 cu. ft. Capacity

Installation Specifications

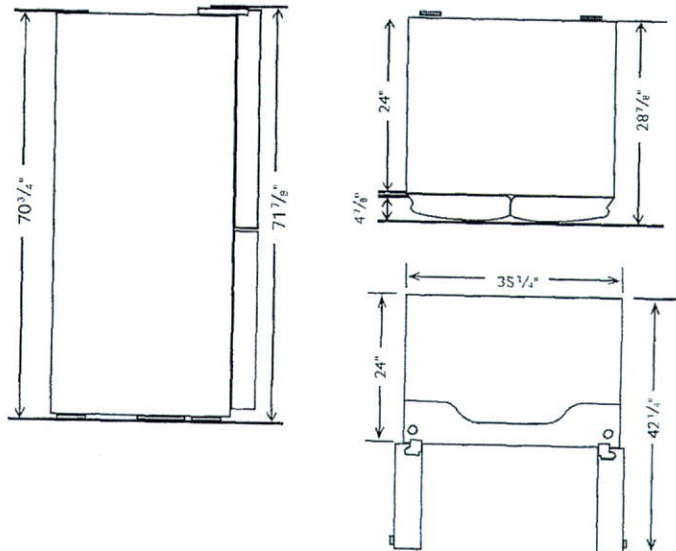
1. Measure the height, width and depth of the opening, making sure to include baseboards, molding tile, countertop overhang, etc. Check to be sure there is enough room to open the door (consider walls, islands or other obstacles when measuring).
2. Refer to illustration below to determine dimensions.
3. Allow 2.5" of clearance on hinge side of refrigerator when installing next to a wall where handle may make contact.
4. Allow 1" minimum clearance at rear for proper air circulation and water/electrical connections. Allow a 3/8" minimum clearance at sides and top for ease of installation.
5. Ensure each door and entryway in the home is wide enough for the refrigerator to be moved through easily.

For optimal usage and to be able to open refrigerator doors completely, do not install next to a wall.

Please note: The following dimension and cutout information is for planning purposes only. For complete installation details, consult manual packed with product, or download manual online at samsung.com.



Dimensions



Total Capacity: 22 cu. ft.

Refrigerator: 13.2 cu. ft.

- Premium External Filtered Water and Ice Dispenser (Crushed or Cubed Ice)
- Ice Master Ice Maker
- 2 Humidity-Controlled Crispers
- Gallon Door Bins
- 5 Tempered Glass Spill-Proof Shelves
 - 1 Slide-In
 - 1 Flip-Up
 - 3 Fixed
- Wine Rack
- High-Efficiency LED Lighting

FlexZone™: 4.4 cu. ft.

- 1 EZ Slide-Out Shelf
- 2 Drawers
- 5 Temperature Zones:
 - 41°F
 - 35°F
 - 30°F
 - 23°F
 - -8°F – 5°F
- High-Efficiency LED Lighting

Freezer: 4.4 cu. ft.

- 1 EZ Slide-Out Shelf
- 2 Freezer Drawers
- High-Efficiency LED Lighting

Warranty

One (1) Year Parts and Labor on Refrigerator

Five (5) Years Parts and Labor on Sealed Refrigeration System Only*

Ten (10) Years Parts and Five (5) Years Labor on Digital Inverter Compressor

*Compressor, evaporator, condenser, drier and connecting tubing.

Product Dimensions & Weight

Dimensions (WxHxD with hinges, handles and doors): 35 3/4" x 71 7/8" x 28 7/8"

Dimensions (WxHxD without hinges and door): 35 3/4" x 70 3/4" x 24"

Dimensions (WxHxD with hinge and door, no handle): 35 3/4" x 71 7/8" x 28 7/8"

Weight: 350.5 lbs.

Shipping Dimensions & Weight (WxHxD)

Dimensions: 38 5/16" x 78" x 31 5/16"

Weight: 374.7 lbs.

Color	Model #	UPC Code
Stainless Steel	RF22M9581SR	88727619799
Black Stainless Steel	RF22M9581SG	88727619798

Actual color may vary. Design, specifications, and color availability are subject to change without notice. Non-metric weights and measurements are approximate.


©2017 Samsung Electronics America, Inc. 85 Challenger Road, Ridgefield Park, NJ 07660. Tel: 800-SAMSUNG. samsung.com. Samsung is a registered trademark of Samsung Electronics Co., Ltd.

DW80K7050US


Samsung Dishwasher

Features

- StormWash™ Heavy Duty Wash System
- AutoRelease™ Door
- Third Rack
- Light Indicator
- Five-Layer, Insulated Door
- Digital Leakage Sensor
- FlexLoad™ Racking System
- Touch Control
- ENERGY STAR® rated: 239 kWh/Year
- Half-Load Cycle
- One-Touch Adjustable Racking System
- Quiet Operation – 44 dBA
- Full Stainless Steel Interior
- Hidden Heating Element
- 15 Place Settings
- Filtration System
- Electronic Touch Sensor
- 3 Spray Wash Arms (Upper, Middle, Lower)
- 6 Wash Cycles and 6 Wash Options
- 2 Silverware Baskets



AutoRelease™ Door



StormWash™

Convenience

- Control Lock
- Rinse Refill Indicator
- Cycle Progress Indicator
- Last Cycle Memory
- Five Sensors (Digital Water Leakage, Rinse Refill, Water Temperature, Turbidity, Water Fill)



Available Colors



Stainless Steel
(shown)



Black Stainless Steel

Signature Features

STORMWASH™

- Heavy-duty wash system makes pre-rinsing unnecessary.
- Powerful rotating spray jets positioned to clean dishes at every angle.
- Simply place hard-to-clean items above the StormWash™ wheel on the bottom rack and it scrubs them for you.

AUTORELEASE™ DOOR

- Door opens automatically to dry dishes faster.*

*Improvements versus drying performance of the DW80F600.

THIRD RACK

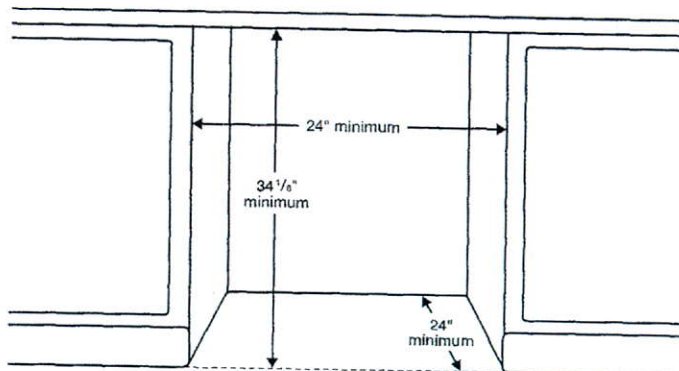
- Dedicated space for cutlery and utensils adds 30% more usable space to your dishwasher.

SAMSUNG

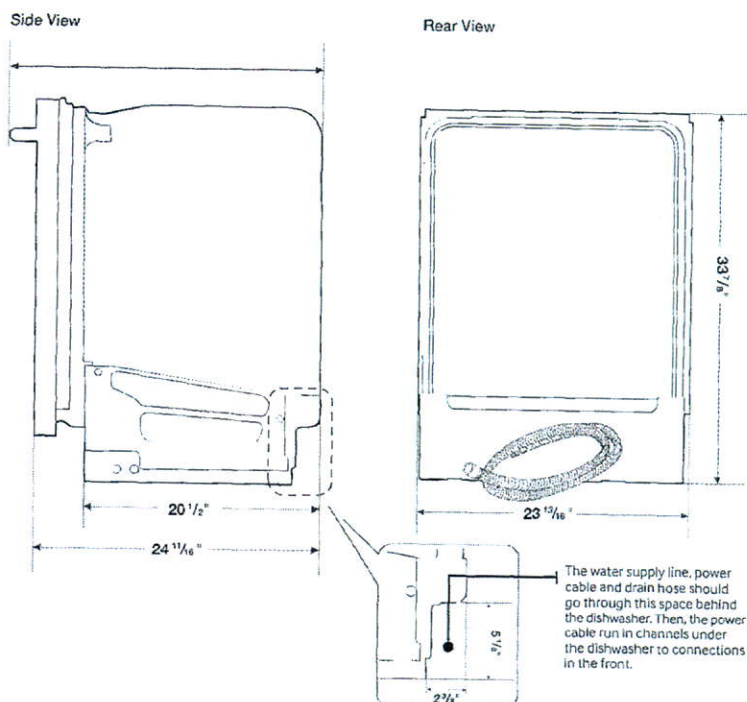
DW80K7050US

Samsung Dishwasher

Installing Your Dishwasher



Dimensions



Features

- 6 Wash Cycles: Auto, Heavy, Normal, Express 60, Delicate, Rinse Only
- 6 Options: StormWash™, Lower Rack Wash, Sanitize (Anti-Bacterial-NSF), Hi-Temp Wash, Delay Start, Control Lock
- Manual Filtration System
- Hidden Heat Element
- Stainless Steel Interior Tub

Convenience

- Control Lock
- Digital Water Leakage Sensor: Detects Water Leaks Before They Happen and Shuts Off the Dishwasher to Prevent Water Damage.
- Nylon Racking
- Upper Rack: 2 Cup Shelves, Adjustable Tines
- Lower Rack: Adjustable Tines
- 2 Silverware Baskets

Warranty

One (1) Year All Parts and Labor

Five (5) Year Limited on Printed Circuit Board and Interior Nylon Racks

Lifetime Limited Warranty on Stainless Steel Door Liner and Tub for Leakage

Product Dimensions & Weight (WxHxD)

Dimensions (height is adjustable):
23 7/8" x 33 7/8" - 35 7/8" x 24 3/4"

Weight: 97 lbs.

Shipping Dimensions & Weight (WxHxD)

Dimensions: 26" x 35" x 29 1/2"

Weight: 108 lbs.

Color

Stainless Steel

Black Stainless Steel

Model

DW80K7050US

DW80K7050UG

UPC Code

887276166452

887276166438


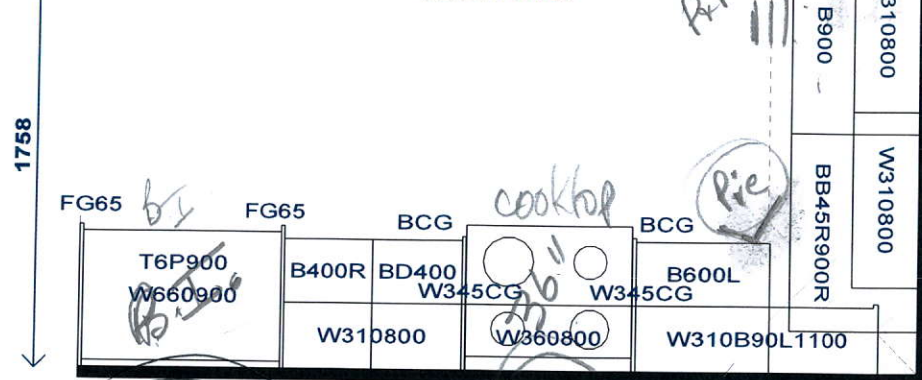
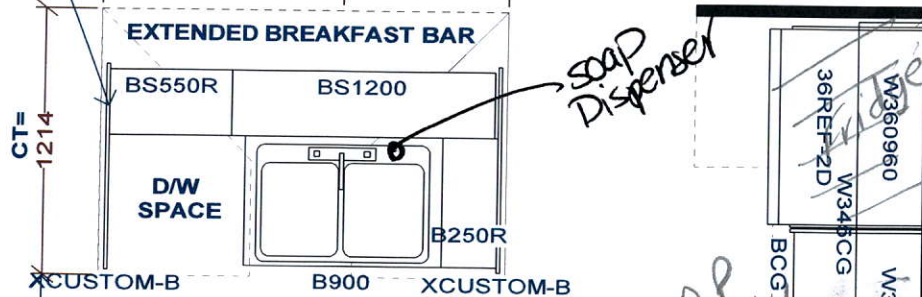
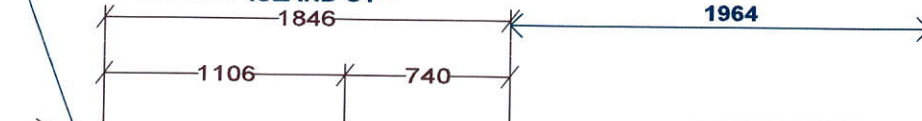
SAMSUNG

Actual color may vary. Design, specifications, and color availability are subject to change without notice. Non-metric weights and measurements are approximate.

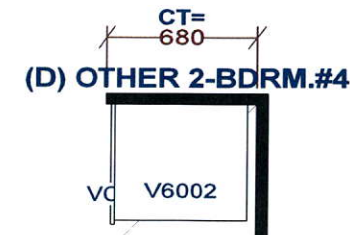
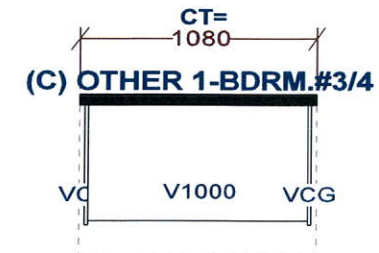
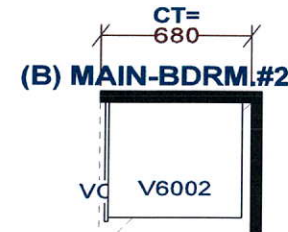
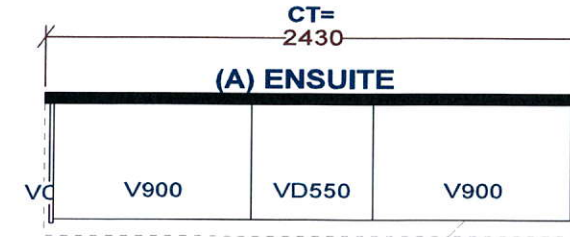

©2016 Samsung Electronics America, Inc. 85 Challenger Road, Ridgefield Park, NJ 07660. Tel: 800-SAMSUNG, samsung.com. Samsung is a registered trademark of Samsung Electronics Co., Ltd.

L.V.

PROVIDE GABLE
WITH CUT-OUT SQUARE EDGE
FOR ELECT. PLUG ISLAND CT=



Selba Industries						
W WIDTH	W HGHT	W CNT	FL HGHT	DWY H	ST CENT	2X4 VENT BOX COVER
			This drawing is the intellectual property of SELBA INDUSTRIES INC. and is an original design which must not be released or copied unless applicable fee has been paid or job order placed.			
			JOB NUMBER: BUILDER: GREENPARK SITE NAME: MINNISALE, Brampton MODEL: MILLWOOD 2X ELEV 1,2,3 LOT #: 29 DESIGNER: KS DATE: NOV 20 18			



LOT 29
MINNISALE

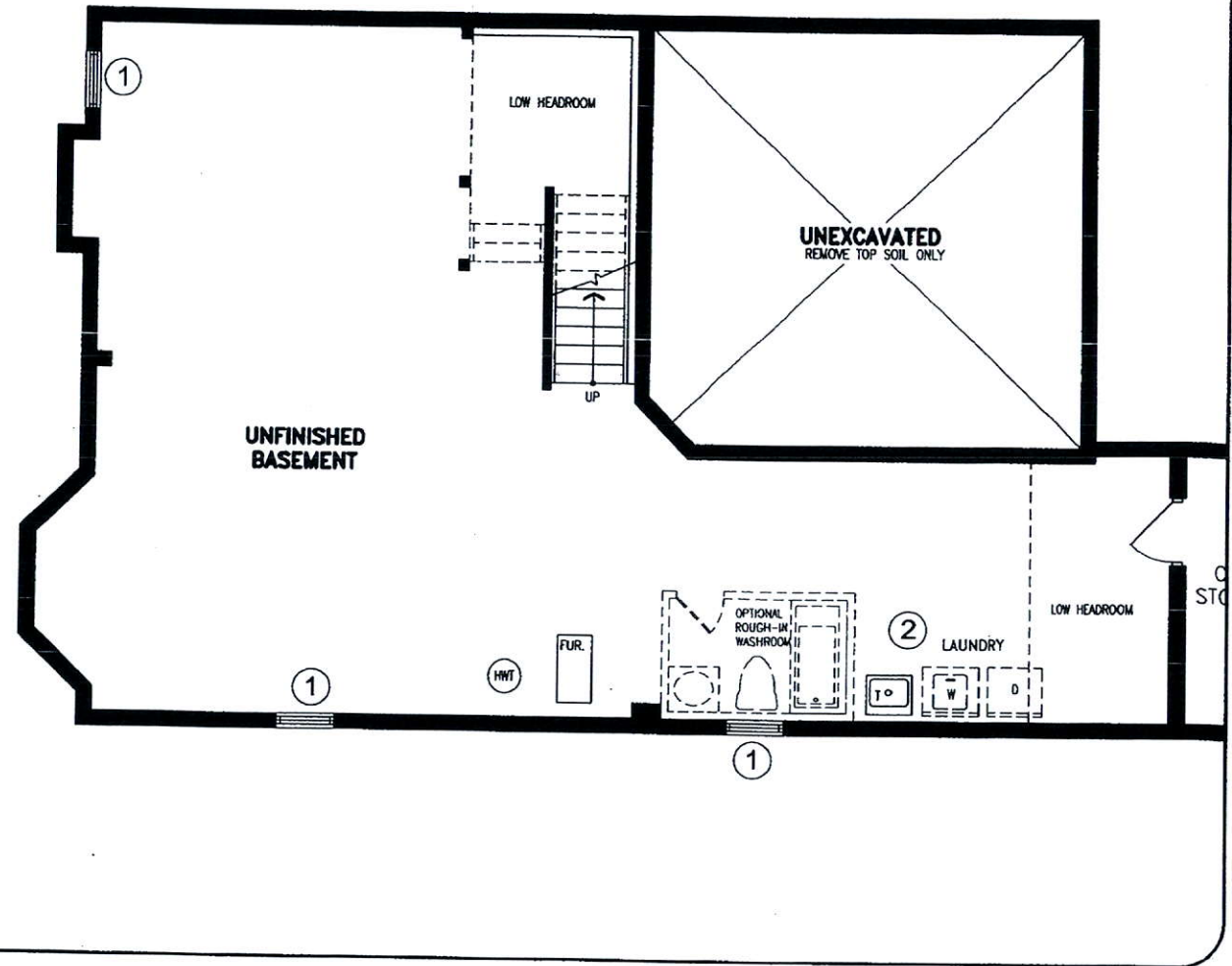
MILLWOOD 2
ELEVATION 2



July 30, 2018.

REVISION:

1. ENLARGED ALL BASEMENT WINDOWS TO 30"X24" (QTY. 3)
2. RELOCATE LAUNDRY TO BASEMENT



JUL 27 2018

LOWER LEVEL

DISCLAIMERS: SKETCH NOT TO SCALE. DIMENSIONS, SPECIFICATIONS AND ARCHITECTURAL DETAILS SUBJECT TO MODIFICATION BY THE VENDOR. SKETCH IS ONLY FOR THE PURPOSE OF ILLUSTRATING REVISIONS REQUESTED BY THE PURCHASER AND ALL REVISIONS ARE SUBJECT TO VENDOR'S FINAL APPROVAL. ONLY REVISIONS ACCEPTED IN WRITING BY THE PURCHASER AND VENDOR ON A PURCHASER'S EXTRA SHEET WILL BE INCORPORATED INTO THE PLANS FILED WITH THE MUNICIPALITY. E. & O.E.

REGION
DESIGN
INC.

SCALE
N.T.S.
BY
VG
PAGE No.
1 OF 4

Greenpark.

LOT 29
MINNISALE

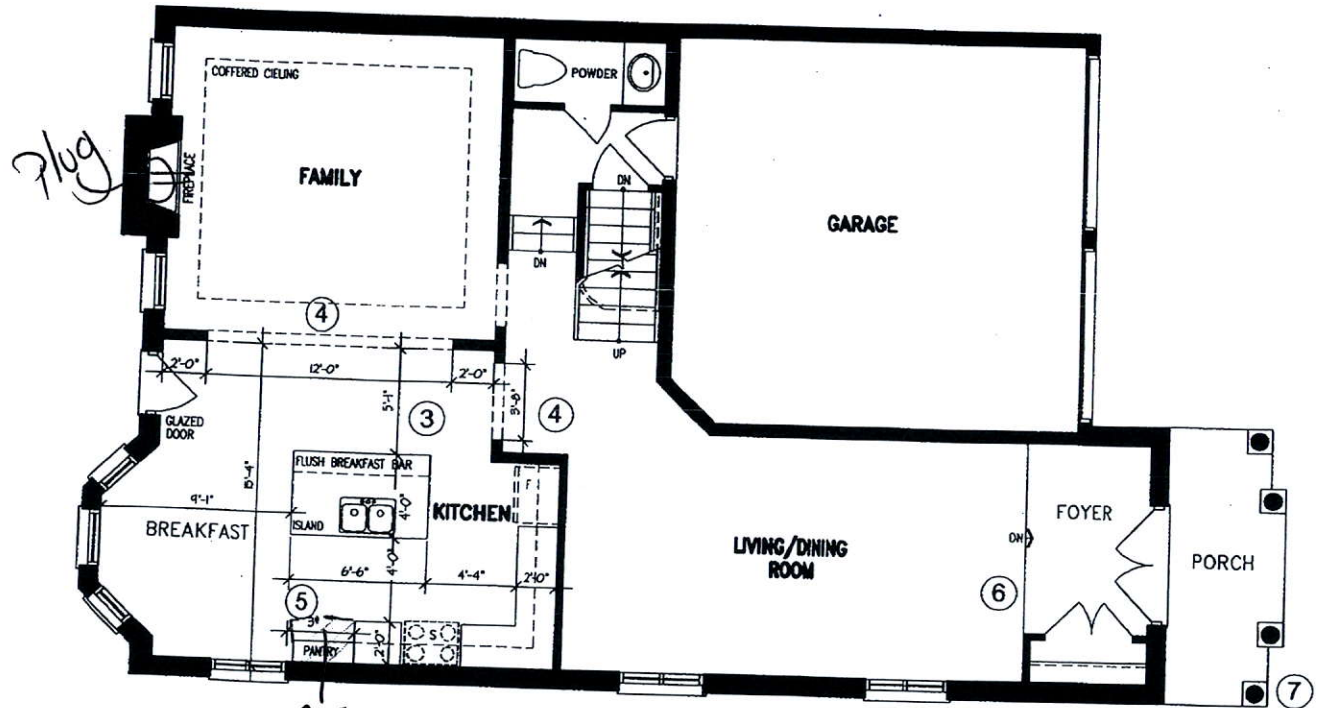
MILLWOOD 2
ELEVATION 2



July 30, 2018

REVISION:

3. ROTATE AND ENLARGE KITCHEN ISLAND AS PER SKETCH
4. ENLARGE OPENINGS. 12'0" WIDE BETWEEN FAMILY AND KITCHEN, 3'8" WIDE BETWEEN KITCHEN AND HALL
5. REMOVE PANTRY, ADD 3'0" WIDE PANTRY - Full Depth Pantry
6. REMOVE HALF WALL
7. ROUND COLUMN WITH IN LIEU OF SQUARE COLUMN



MAIN LEVEL

DISCLAIMERS: SKETCH NOT TO SCALE. DIMENSIONS, SPECIFICATIONS AND ARCHITECTURAL DETAILS SUBJECT TO MODIFICATION BY THE VENDOR. SKETCH IS ONLY FOR THE PURPOSE OF ILLUSTRATING REVISIONS REQUESTED BY THE PURCHASER AND ALL REVISIONS ARE SUBJECT TO VENDOR'S FINAL APPROVAL. ONLY REVISIONS ACCEPTED IN WRITING BY THE PURCHASER AND VENDOR ON A PURCHASER'S EXTRA SHEET WILL BE INCORPORATED INTO THE PLANS FILED WITH THE MUNICIPALITY. E. & O.E.

REGION
DESIGN
INC.

SCALE
N.T.S.
BY
VG
PAGE No.
2 OF 4



LOT 29
MINNISALE

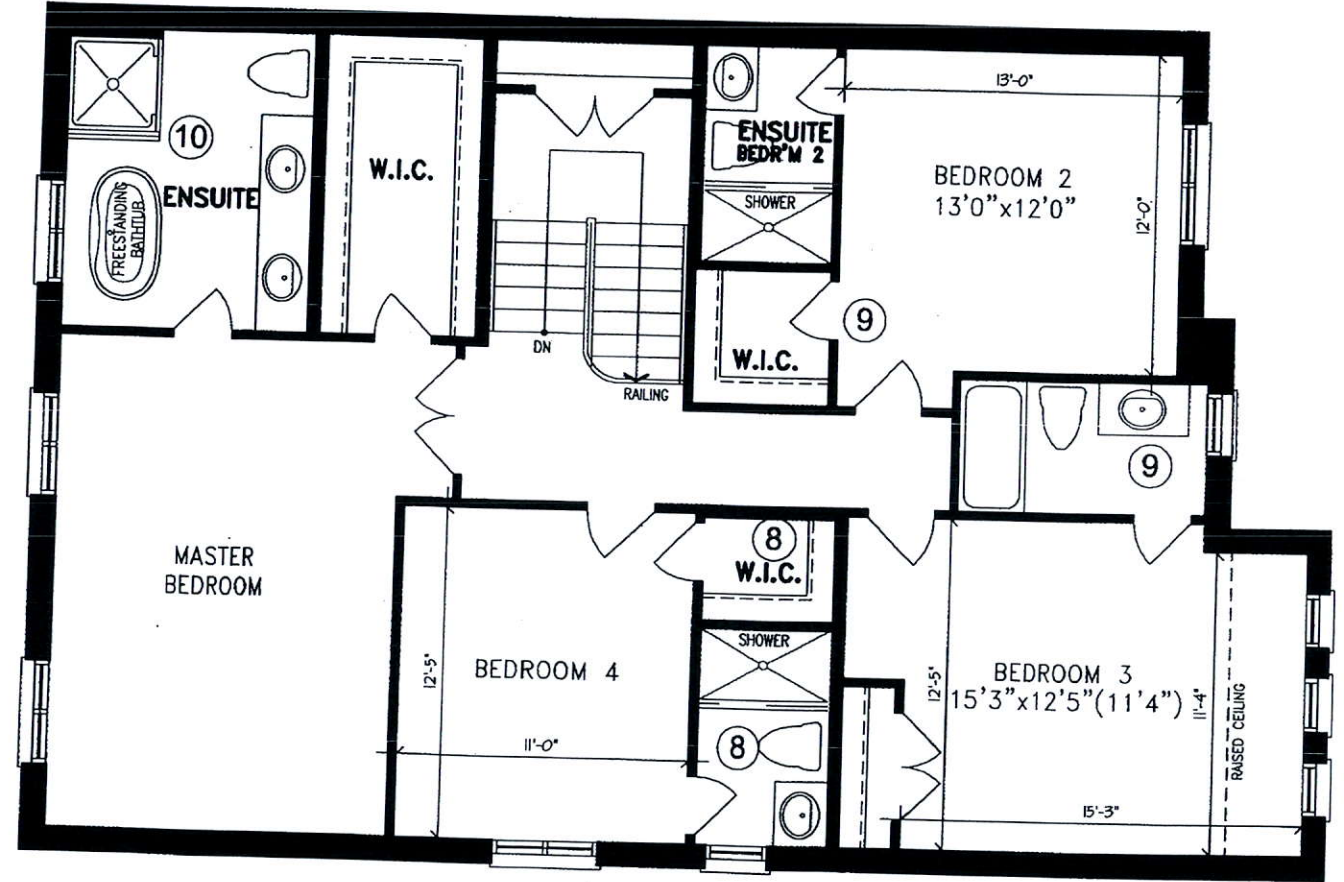
MILLWOOD 2
ELEVATION 2



July 30, 2018

REVISION:

8. REDESIGN SHARED ENSUITE TO MAKE ENSUITE FOR BEDROOM 4 WITH SHOWER, ADD WALK IN CLOSET FOR BEDROOM 4 AS PER SKETCH
9. RELOCATE LAUNDRY TO BASEMENT, ADD ENSUITE WITH BATH TUB FOR BEDROOM 3, REDUCED WALK IN CLOSET FOR BEDROOM 2
10. MASTER ENSUITE : FRAME-LESS GLASS SHOWER



DISCLAIMERS: SKETCH NOT TO SCALE. DIMENSIONS, SPECIFICATIONS AND ARCHITECTURAL DETAILS SUBJECT TO MODIFICATION BY THE VENDOR. SKETCH IS ONLY FOR THE PURPOSE OF ILLUSTRATING REVISIONS REQUESTED BY THE PURCHASER AND ALL REVISIONS ARE SUBJECT TO VENDOR'S FINAL APPROVAL. ONLY REVISIONS ACCEPTED IN WRITING BY THE PURCHASER AND VENDOR ON A PURCHASER'S EXTRA SHEET WILL BE INCORPORATED INTO THE PLANS FILED WITH THE MUNICIPALITY. E. & O.E.

JUL 27 2018

UPPER LEVEL

REGION
DESIGN
INC.

SCALE		N.T.S.
BY	PAGE No.	
VG	3 OF 4	



LOT 29
MINNISALE

MILLWOOD 2
ELEVATION 2



July 30, 2018

REVISION:

- 7. ROUND COLUMN IN LIEU OF SQUARE COLUMN
- 11. ADD STONE IN FRONT AS PER SKETCH



JUL 27 2018

FRONT ELEVATION

DISCLAIMERS: SKETCH NOT TO SCALE. DIMENSIONS, SPECIFICATIONS AND ARCHITECTURAL DETAILS SUBJECT TO MODIFICATION BY THE VENDOR. SKETCH IS ONLY FOR THE PURPOSE OF ILLUSTRATING REVISIONS REQUESTED BY THE PURCHASER AND ALL REVISIONS ARE SUBJECT TO VENDOR'S FINAL APPROVAL. ONLY REVISIONS ACCEPTED IN WRITING BY THE PURCHASER AND VENDOR ON A PURCHASER'S EXTRA SHEET WILL BE INCORPORATED INTO THE PLANS FILED WITH THE MUNICIPALITY. E. & O.E.

REGION
DESIGN
INC.

SCALE
N.T.S.
BY
VG
PAGE No.
4 OF 4

