

CONSTRUCTION SUMMARY				
Lotus Pointe 2 (G) - Lamberts Lane Home Corp.				
PURCHASER: Gurkarm Sher DHINDSA				TEL:
LOT / PHASE	REG. PLAN #	HOUSE TYPE		
79 / 2	43M-2071	Barton Twelve Elev 1		

CONSTRUCTION

1 - PROVISION FOR SHAMPOO NICHE APPROX. 14" WIDE X 20" HIGH AS PER SKETCH – IF CONSTRUCTION PERMITS- MASTER ENSUITE SHOWER 12Nov19 Note:	
---	--

COUNTERTOP

1 - SHAMPOO NICHE 14" WIDE X 20" HIGH AS PER SKETCH – MARBLE, GRANITE OR QUARTZ-** INCLUDES SHOWER JAMS AS WELL*** – IF CONSTRUCTION PERMITS - REQUIRES PROVISION FROM CONSTRUCTION- MASTER ENSUITE SHOWER 12Nov19 Note:	
--	--

ELECTRICAL

1 - STANDARD PORCH LIGHT TO BE IN CEILING - SEE SKETCH 12Nov19 Note:	
1 - LIGHT - EXTERIOR WITH INTERIOR SWITCH- ADD 2ND PORCH LIGHT IN CEILING- SEE SKETCH 12Nov19 Note:	
2 - LIGHT AND SWITCH - NO FIXTURE INCLUDED- 2 WALL SCONCES IN DINING ROOM 12Nov19 Note:	
1 - STANDARD KITCHEN LIGHT TO BE CENTERED OVER ISLAND 12Nov19 Note:	
1 - PLUG - ELECTRICAL PLUG - TO BE INSTALLED OVER FIREPLACE 12Nov19 Note:	

MIRRORS AND GLASS /Const./Plumbing

1 - MASTER ENSUITE- CUSTOM FRAMELESS GLASS SHOWER ENCLOSURE WITH CHROME KNOB- RELOCATE SHOWER DOOR TO SIDE OF SHOWER FACING TUB 12Nov19 Note:	
--	--

PLUMBING

1 - 5 FOOT SHOWER WITH SLIDING GLASS CHROME DOORS IN LIEU OF TUB- BEDROOM 3 ENSUITE 12Nov19 Note:	
--	--

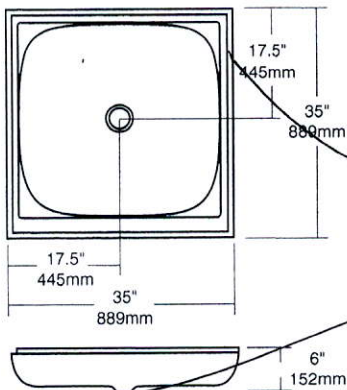
PROMOTIONAL

1 - LESS BALANCE OF CREDIT FROM PURCHASER EXTRA SHEET IN OFFER 12Nov19 Note:	
---	--

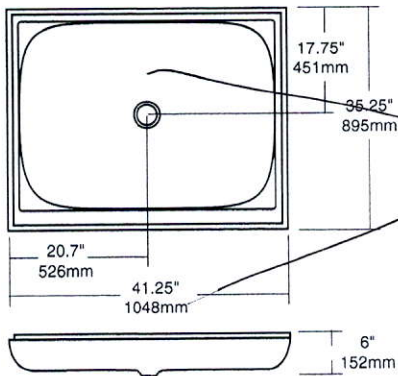

EXTRAS AS PER OFFER

The Purchaser acknowledges that the Purchase Price is inclusive of all credits and promotional packages available at the time of purchase. Worksheet Note:	
(7,5) The Vendor agrees that notwithstanding any other term or provision in this Agreement included in the Purchase Price and in addition to those items detailed in Schedule GP to the Agreement of Purchase and Sale, the Purchaser is entitled to a credit Worksheet Note:	

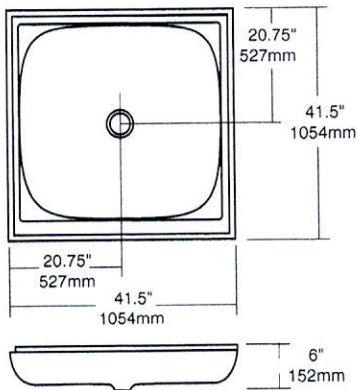

This Document is Extremely Time Sensitive - Printed 12 Nov 19 at 11:25




Model Number	Apx Weight	Description	List Price	Standard Colours	Des Col
3636D	45 lbs 18 kgs	Standard feature: Slip resistant bottom, polished chrome drain			



Model Number	Apx Weight	Description	List Price	Standard Colours	Des Col
3642D	50 lbs 19 kgs	Standard feature: Slip resistant bottom, polished chrome drain			



Model Number	Apx Weight	Description	List Price	Standard Colours	Des Col
4242DS	50 lbs 19 kgs	Standard feature: Slip resistant bottom, polished chrome drain			



Master Ensuite  
shower Pan for  
custom Glass shower.

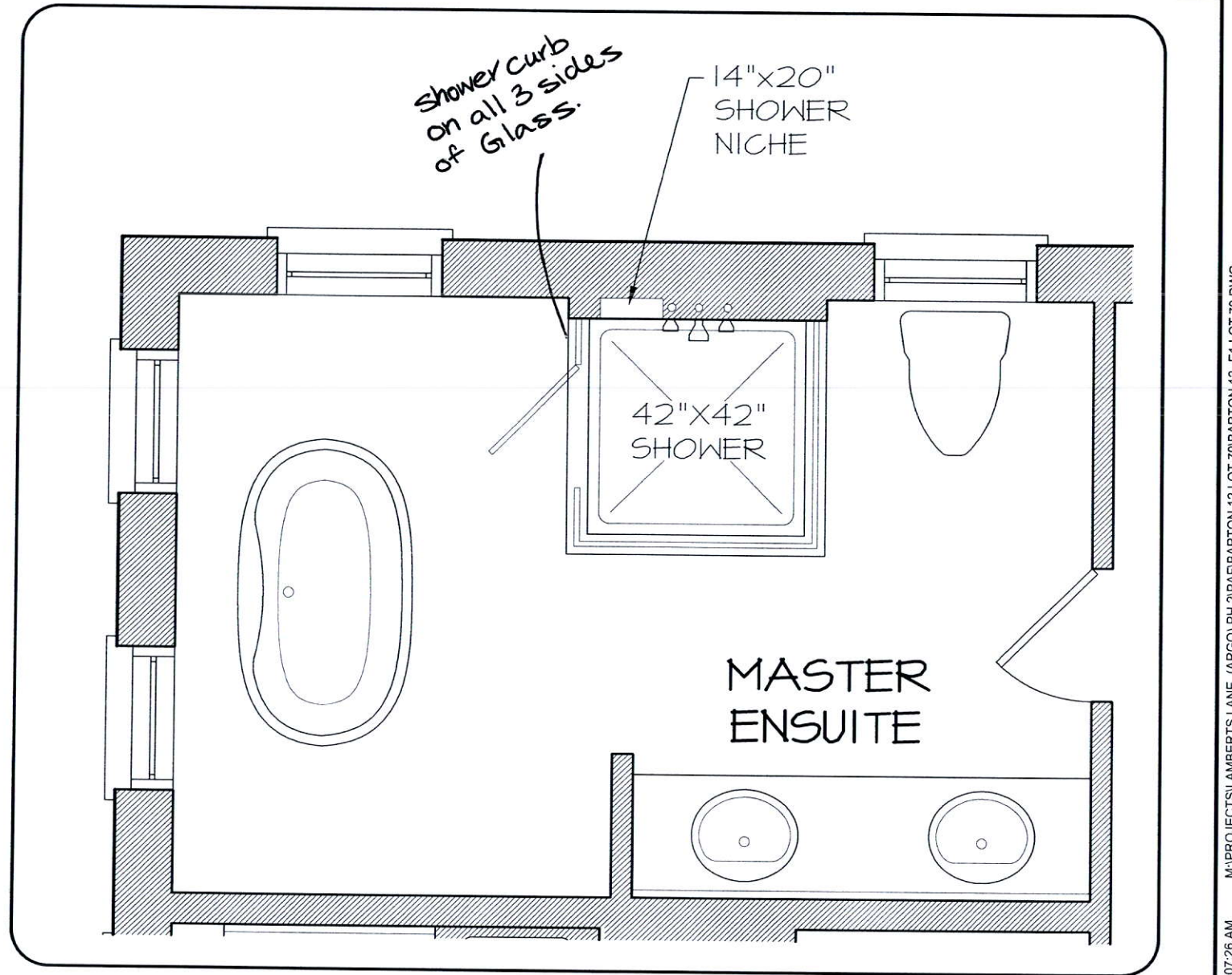
**LOT 79**  
**LAMBERTS LANE**  
**PHASE 2**

**BARTON 12**  
**ELEVATION 1**

REVISION:

REVISE MASTER SHOWER TO FRAMELESS GLASS ON THREE SIDES. DOOR TO OPEN ON TUB SIDE. ADD 14"X20" NICHE ON DOOR SIDE OF WALL.

(NICHE WIDTH SIZE MAY VARY DUE TO LIMITATIONS DUE TO PLUMBING IN WALL SPACE)



**UPPER LEVEL**

DISCLAIMERS: SKETCH NOT TO SCALE. DIMENSIONS, SPECIFICATIONS AND ARCHITECTURAL DETAILS SUBJECT TO MODIFICATION BY THE VENDOR. SKETCH IS ONLY FOR THE PURPOSE OF ILLUSTRATING REVISIONS REQUESTED BY THE PURCHASER AND ALL REVISIONS ARE SUBJECT TO VENDOR'S FINAL APPROVAL. ONLY REVISIONS ACCEPTED IN WRITING BY THE PURCHASER AND VENDOR ON A PURCHASER'S EXTRA SHEET WILL BE INCORPORATED INTO THE PLANS FILED WITH THE MUNICIPALITY. E. & O.E.

**REGION**  
**DESIGN**  
**INC.**

SCALE

N.T.S.

BY

PAGE No.

MB

1 OF 1



