

CONSTRUCTION SUMMARY

Mountainview Heights 3 (G) - Russell Gardens Building Ltd.

PURCHASERS: Swaroop Chandra KRUTHIVENTI and Radha Deepthi VADDIPARTHI

TEL: RES.: 647-870-0774

LOT / PHASE	REG. PLAN #	HOUSE TYPE		
69 / 3	62M-1266	Valleycreek Two Elev 1		

CABINETRY

1 - CABINETRY PROVISION - PROVISION FOR PLUG ON ISLAND (PLUG EXTRA ORDERED SEPARATELY) 18Nov20 Note:	
1 - KITCHEN - DELETE CABINETS ABOVE STOVE - VENDOR WILL SUPPLY 6 INCH VENT AS PER CONSTRUCTION SPECIFICATIONS AND VENT MAY NOT BE IN THE APPROPRIATE LOCATION FOR INSTALLATION OF PURCHASER SUPPLIED VENT - PURCHASER TO SUPPLY OWN FAN AFTER CLOSING 10Nov20 Note: TEMPORARY HOOD FAN MAY BE PROVIDED	
1 - CABINETRY - KITCHEN - CM1 CROWN MOULDING 10Nov20 Note:	
1 - CABINETRY - KITCHEN - LIGHT VALENCE - NO ELECTRICAL 10Nov20 Note:	
1 - CABINETRY - KITCHEN - UPGRADE 3 10Nov20 Note:	

CABINETRY ACCESSORIES

1 - KITCHEN - RELOCATE BANK OF DRAWERS - SEE SKETCH 10Nov20 Note:	
1 - KITCHEN - ROTATE ISLAND 10Nov20 Note:	
1 - PANTRY UNIT UPGRADE - TO GO FROM 300MM TO 600MM DEEP - PRICE IS PER FOOT - UPGRADE 3 10Nov20 Note:	
1 - KITCHEN CABINETRY UPPER - FULL DEPTH ABOVE FRIDGE - WITH GABLES - 600MM - PRICE IS EACH - UPGRADE 3 10Nov20 Note:	
1 - KITCHEN CABINETRY BASE - PULLOUT RECYCLE 4 BIN - PRICE IS EACH 10Nov20 Note:	
1 - KITCHEN CABINETRY BASE - PIE CUT CORNER CABINET - BASE CABINETRY - UPGRADE 3 10Nov20 Note:	
1 - KITCHEN CABINETRY - BUILT-IN MICROWAVE/OVEN COMBO - UPGRADE 3 10Nov20 Note:	
1 - KITCHEN CABINETRY BASE - COOKTOP CABINET WITH POT DRAWERS (2 DRAWERS) - UPGRADE 3 10Nov20 Note:	
1 - KITCHEN - DELETE PANTRY BESIDE FRIDGE AND SHIFT FRIDGE TOWARDS WALL TO ACCOMMODATE BUILT-IN OVEN/MICRO 10Nov20 Note:	

CERAMIC TILE

1 - TILE - UPGRADE 1 WALL TILE - - ENSUITE WALL TILE - SHOWER 10Nov20 Note:	
1 - TILE - UPGRADE 1 FLOOR TILE - - ENSUITE BATHROOM - FLOOR 10Nov20 Note:	

RECEIVED

DEC 23 2020

CONSTRUCTION SUMMARY

Mountainview Heights 3 (G) - Russell Gardens Building Ltd.

PURCHASERS: Swaroop Chandra KRUTHIVENTI and Radha Deepthi VADDIPARTHI

TEL: RES.: 647-870-0774

LOT / PHASE	REG. PLAN #	HOUSE TYPE		
69 / 3	62M-1266	Valleycreek Two Elev 1		
1 - TILE - UPGRADE 1 FLOOR TILE - - POWDER ROOM 10Nov20 Note:				
1 - TILE - UPGRADE 1 FLOOR TILE - - FOYER 10Nov20 Note:				
1 - DELETE ALL CERAMIC BATHROOM ACCESSORIES - DELETE TOWEL BAR, PAPER HOLDER & SOAP DISH THROUGHOUT 10Nov20 Note:				

CONSTRUCTION

1 - DELETE BULK HEADS IN KITCHEN IF CONSTRUCTION PERMITS 10Nov20 Note:	
1 - KITCHEN - RECONFIGURE CABINETRY TO ACCOMMODATE RELOCATION OF SINK AND DISHWASHER TO PERIMETER CABINETRY - SHIFT COOKTOP AND HOOD FAN - REDUCE PANTRY WIDTH - ADD UPPER AND BASE CABINETRY - SEE SKETCH 10Nov20 Note:	
3 - ENLARGE BASEMENT WINDOWS (MAY REQUIRE WINDOW WELLS) - WINDOW IS 30 INCHES X 24 INCHES 20Jul20 Note: IF CONSTRUCTION PERMITS	

COUNTER TOP

1 - COUNTER TOP - UPGRADE - KITCHEN COUNTER TOP 10Nov20 Note:	
--	--

ELECTRICAL

1 - PLUG - ELECTRICAL PLUG - ADD TO ISLAND 18Nov20 Note:	
1 - PLUG - ELECTRICAL PLUG - TO BE INSTALLED OVER FIREPLACE 10Nov20 Note:	
1 - BUILT IN OVEN AND COOKTOP PROVISION - PROVISION ONLY - ELECTRICAL ONLY 10Nov20 Note:	
1 - RELOCATE STANDARD KITCHEN LIGHT TO BE CENTERED OVER ISLAND 10Nov20 Note:	
1 - 200 AMP ELECTRICAL SERVICE 20Jul20 Note:	

FIREPLACE AND ACCESSORIES

1 - GAS LINE ROUGH-IN FOR STOVE (INCLUDES ELECTRICAL OUTLET) - FIRST FLOOR 10Nov20 Note:	
---	--

HARDWOOD FLOORING

1 - HARDWOOD - GROUP A SERIES 5 INCH IN LIEU OF STANDARD TILE - KITCHEN & BREAKFAST 10Nov20 Note:	
1 - HARDWOOD - GROUP A SERIES 5 INCH - IN LIEU OF 2 1/4 INCH NATURAL RED OAK - - MAIN HALL 10Nov20 Note:	

CONSTRUCTION SUMMARY

Mountainview Heights 3 (G) - Russell Gardens Building Ltd.

PURCHASERS: Swaroop Chandra KRUTHIVENTI and Radha Deepthi VADDIPARTHI

TEL: RES.: 647-870-0774

LOT / PHASE	REG. PLAN #	HOUSE TYPE		
69 / 3	62M-1266	Valleycreek Two Elev 1		
1 - HARDWOOD - GROUP A SERIES 5 INCH - IN LIEU OF 2 1/4 INCH NATURAL RED OAK - - FAMILY ROOM 10Nov20 Note:				
1 - HARDWOOD - GROUP A SERIES 5 INCH - IN LIEU OF 2 1/4 INCH NATURAL RED OAK - - DINING ROOM 10Nov20 Note:				

HEATING AND AIR CONDITIONING

1 - AIR CONDITIONING - 13 SEER - 2.5 TON 10Nov20 Note:	
---	--

PLUMBING

4 - MOEN BATHROOM ACCESSORIES - MASON CHROME - TOWEL BAR 24" #YB8094/YB8000 - ALL BATHROOMS 10Nov20 Note:	
1 - SINK - UNDERMOUNT SINK - BLANCO QUATRUS R15 U2 #401519 - KITCHEN 10Nov20 Note:	
1 - WATER LINE FOR FRIDGE - ROUGH-IN ONLY 10Nov20 Note:	
2 - TOE TESTER - ADD TOE TESTER TO SHOWER - ALL SHOWERS 20Jul20 Note:	

PROMOTIONAL

1 - LESS BALANCE OF CREDIT FROM PURCHASER EXTRA SHEET IN OFFER 10Nov20 Note:	
1 - PARTIAL REDEMPTION OF PROMOTIONAL PACKAGE \$2,620.00 BALANCE (\$10,380.00) FORWARD TO BE USED AT A LATER DATE. ORIGINAL PROMOTIONAL PACKAGE OF \$13,000.00 AS PER SCHEDULE PE DATED 06/20/2020. 20Jul20 Note:	

STAIRS AND RAILINGS

1 - STAINED STAIRS – STANDARD STAIRCASE - PRICE IS PER SET 10Nov20 Note:	
1 - STAIRCASE - V GROOVE HANDRAIL 10Nov20 Note:	
1 - STAIRCASE - EUROLINE 1 IRON PICKETS - BLACK 10Nov20 Note:	

EXTRAS AS PER OFFER

The Vendor agrees that notwithstanding any other term or provision in this Agreement included in the Purchase Price and in addition to those items detailed in Schedule GP to the Agreement of Purchase and Sale, the Purchaser is entitled to a credit of Thi Worksheet Note:	
---	--

This Document is Extremely Time Sensitive - Printed 18 Nov 20 at 15:20

Purchasers: Swaroop Chandra KRUTHIVENTI & Radha Deep

Telephone Res. / Bus: (647) 870-0774 /

Decor Advisor: Candace Forza

Lock Date: 23-Dec-20

Property: 69

Project: Russell Gardens Building Ltd.

Model and Elevation: Valleycreek Two Elev 1

10-Nov-20

Plan #: 62M-1266

Layout Changes: ☐ Yes ☒ No

Sketch Attached: ☒ Yes ☐ No

Exterior Colour Scheme:

1. Cabinetry

	Style and Colour	Hardware
Kitchen / Breakfast	LEGACY 614 CRISP WHITE	431SA
Laundry Room	ELISSE	Standard
Powder Room	MONACO 823 DRIFTWOOD	447SA
Master Ensuite Bathroom	MONACO 814 DARK CHOCOLATE	447SA
Ensuite Bath - Bedroom 2	MONACO 821 INDUSTRIAL GRAPHITE	447SA
Ensuite Bath - Bedroom 3/4	MONACO 904 INK	447SA
	N/A	N/A
	N/A	N/A
	N/A	N/A

Appliances:

Dishwasher Cabinet

Stove Opening

Fridge Opening

Built In Appliances ☒ Yes ☐ No

☐ Closed ☒ Open

41" Upper Cabinets ☒ Yes ☐ No

Slide In Stove ☐ Yes ☒ No

36" - SEE SPECS

SEE SPECS

NOTE: If not specified, opening will be set to builder's standard opening of approximately 30" width

NOTE: If not specified, opening will be set to builder's standard opening of approximately 37" width x 74" height

Please NOTE: Standard Cabinet Height is 30"

** Refer to Construction Summary

2. Counters

	Counter	Edge
Kitchen / Breakfast	QUARTZ-MISTRAL	#360 EDGE
Laundry Room	N/A	
Powder Room	LAMINATE-WHITE TIGRIS 4783-60	
Master Ensuite Bathroom	LAMINATE-CALCUTTA MARBLE 4925K-07	
Ensuite Bath - Bedroom 2	LAMINATE-WHITE CARRARA 4924-38	
Ensuite Bath - Bedroom 3/4	LAMINATE-CARRARA BIANCO 6696-46	
	N/A	
	N/A	
	N/A	

** Refer to Construction Summary

Initials:

Purchasers: Swaroop Chandra KRUTHIVENTI & Radha Deep

Telephone Res. / Bus: (647) 870-0774 /

Decor Advisor: Candace Forza

Lock Date: 23-Dec-20

Property: 69

Project: Russell Gardens Building Ltd.

Model and Elevation: Valleycreek Two Elev 1

Plan #: 62M-1266

3. Ceramic Flooring

		At a 45 Threshold-If App.
Entrance Vestibule	TILE-AXIS BIANCO WHITE-12X24	<input type="checkbox"/> metal strip where applicable
Main Hall	STRIP	<input type="checkbox"/>
Kitchen / Breakfast	STRIP	<input type="checkbox"/>
Laundry Room	TILE-INT. HAB. GRAPHITE-13X13	<input type="checkbox"/>
Powder Room	TILE-AXIS BIANCO WHITE-12X24	<input type="checkbox"/>
Master Ensuite Bathroom	TILE-AQUARELLE SHADOW GREY-16X16	<input type="checkbox"/>
Ensuite Bath - Bedroom 2	TILE-EMOTIONS GRIS-13X13	<input type="checkbox"/>
Ensuite Bath - Bedroom 3/4	TILE-RAINBOW LIGHT GREY-13X13	<input type="checkbox"/>
	N/A	<input type="checkbox"/>
	N/A	<input type="checkbox"/>
	N/A	<input type="checkbox"/>

** Refer to Construction Summary

4. Ceramic Wall Tile

Master Ensuite Bathroom	Selection	Describe
Tub Deck Wall	N/A	
Tub Deck	N/A	
Tub Deck Skirt	N/A	
Shower Stall	TILE-AQUARELLE SHADOW GREY-10X20	
Bathtub Enclosure Walls	N/A	
Ensuite Bath - Bedroom 2	TILE-LUC BLANC GROENLANDIA-8X16	
Ensuite Bath - Bedroom 3/4	TILE-BIANCO LUCIDO-8X16	
	N/A	
	N/A	
	N/A	
Kitchen Backsplash	N/A	

** Refer to Construction Summary - STANDARD GROUT THROUGHOUT UNLESS SPECIFIED

5. Plumbing Fixtures

All Bathrooms

White

N/A

N/A

N/A

N/A

N/A

Whirlpool

N/A ☐ Yes ☒ No

Dishwasher Rough-In

☒ Yes ☐ No

Waterline for Fridge

☒ Yes ☐ No

** Refer to Construction Summary

6. Trim Carpentry

Interior Doors	CARRARA-SMOOTH
Interior Trim	As Per Construction Specifications
Door Handles	As Per Construction Specifications
Exterior Front Door Handle	As Per Construction Specifications

** Refer to Construction Summary

Purchasers:

Telephone Res. / Bus:

Decor Advisor:

Lock Date:

Swaroop Chandra KRUTHIVENTI & Radha Deep

(647) 870-0774 /

Candace Forza

23-Dec-20

Property: 69

Project: Russell Gardens Building Ltd.

Model and Elevation: Valleycreek Two Elev 1

10-Nov-20

Plan #:

62M-1266

7. Other Flooring

Main Hall	STRIP-VINTAGE-NOTHERN SOLID SAWN-CHARACTER-PEARL-MAPLE-SLATE-5"	
Living Room	N/A	
Dining Room	STRIP-VINTAGE-NOTHERN SOLID SAWN-CHARACTER-PEARL-MAPLE-SLATE-5"	
Family Room	STRIP-VINTAGE-NOTHERN SOLID SAWN-CHARACTER-PEARL-MAPLE-SLATE-5"	
Den / Library / Study	N/A	
Basement Landing(If Applies)	N/A	
Lower Landing (If Applies)	STRIP-VINTAGE-NOTHERN SOLID SAWN-CHARACTER-PEARL-MAPLE-SLATE-5"	
Upper Landing	STRIP-VINTAGE-NOTHERN SOLID SAWN-CHARACTER-PEARL-MAPLE-SLATE-5"	
Upper Hall	LAMINATE-LEXINGTON-BEAUMONT OAK-TL-LW1313	
Master Bedroom	LAMINATE-LEXINGTON-BEAUMONT OAK-TL-LW1313	
Bedroom #2	LAMINATE-LEXINGTON-BEAUMONT OAK-TL-LW1313	
Bedroom #3	LAMINATE-LEXINGTON-BEAUMONT OAK-TL-LW1313	
Bedroom #4	LAMINATE-LEXINGTON-BEAUMONT OAK-TL-LW1313	
Bedroom #5	N/A	
KITCHEN & BREAKFAST	STRIP-VINTAGE-NOTHERN SOLID SAWN-CHARACTER-PEARL-MAPLE-SLATE-5"	
	N/A	
	N/A	
Underpad	Type	Area
	N/A	N/A

** Refer to Construction Summary

8. Railings and Pickets

Railing Type

V-GROOVE

Colour

VINTAGE SLATE

Picket Type

EUROLINE 1

Colour

BLACK

Stringer / Riser

AS PER CONSTRUCTION SPECIFICATIO

Colour

VINTAGE SLATE

Treads

AS PER CONSTRUCTION SPECIFICATIO

Colour

VINTAGE SLATE

Red Oak Stairs with Semi Gloss Finish

☒ Yes

☐ No

** Refer to Construction Summary THE STAIN COLOURS OR FINISH AVAILABLE ON RISERS, TREADS, PICKETS AND RAILS (STAIRCASES), WILL NOT BE AN EXACT MATCH TO PREFINISHED HARDWOOD OR LAMINATE FLOORS.

9. Wall Paint Flat Finish

Main & Upper Hall	22 WARM GREY	Master Bedroom	22 WARM GREY
Living Room	N/A	Bedroom #2	22 WARM GREY
Dining Room	22 WARM GREY	Bedroom #3	22 WARM GREY
Kitchen / Breakfast	22 WARM GREY	Bedroom #4	22 WARM GREY
Family Room	22 WARM GREY	Bedroom #5	N/A
Powder Room	22 WARM GREY	Master Ensuite	22 WARM GREY
Laundry Room	22 WARM GREY	Ensuite Bath - Bedroom 2	22 WARM GREY
Den/Library	N/A	Ensuite Bath - Bedroom 3/4	22 WARM GREY
Trim Paint-Semi Gloss	BIRCH WHITE		N/A
	N/A		N/A
	N/A		N/A

Smooth Ceilings First Floor

☐ Yes

☒ No

** Refer to Construction Summary

Initials:

Purchasers: Swaroop Chandra KRUTHIVENTI & Radha Deep

Telephone Res. / Bus: (647) 870-0774 /

Decor Advisor: Candace Forza

Lock Date: 23-Dec-20

Property: 69

Project: Russell Gardens Building Ltd.

Model and Elevation: Valleycreek Two Elev 1

10-Nov-20

Plan #: 62M-1266

10. Plaster Mouldings and Medallions

Entrance Vestibule	N/A	N/A	Kitchen/Breakfast	N/A	N/A
Main Hall	N/A	N/A	Den/Library	N/A	N/A
Living Room	N/A	N/A	Lower Landing	N/A	N/A
Dining Room	N/A	N/A		N/A	N/A
Family Room	N/A	N/A		N/A	N/A

** Refer to Construction Summary

11. Fireplace

Living Room			Family Room			Other Room - Specify		
Purchased	As Per Plan	N/A	Purchased	As Per Plan	N/A	Purchased	As Per Plan	N/A
<input type="radio"/>	<input type="radio"/>	<input checked="" type="radio"/>	<input type="radio"/>	<input checked="" type="radio"/>	<input type="radio"/>	<input type="radio"/>	<input type="radio"/>	<input checked="" type="radio"/>
Fireplace Type	N/A		FLAT ON WALL		N/A			
Mantle Type	N/A		MANTLE M1-STANDARD		N/A			
Colour / Stain	N/A		AS PER CONSTRUCTION SPECIFICATIONS		N/A			
Surround	N/A		BIANCO		N/A			
Hearth	N/A		NO		N/A			

** Refer to Construction Summary

12. Heating and Air Conditioning

Air Conditioning	YES	Gas Provisions Stove	YES
Gas Provisions Dryer	NO	Gas Provisions Barbecue	NO
Comment			

** Refer to Construction Summary

13. Electrical

Plugs and Switches	<input checked="" type="radio"/> White	DECOR	Above Kitchen Cabinet Light	<input type="radio"/> Yes <input checked="" type="radio"/> No
Hood Fan	STANDARD WHITE TEMP.		Below Kitchen Cabinet Light	<input type="radio"/> Yes <input checked="" type="radio"/> No
Appliances	Built in Cooktop	Built in Oven	Gas Stove	Microwave
	<input checked="" type="radio"/> Yes <input type="radio"/> No	<input checked="" type="radio"/> Yes <input type="radio"/> No	<input checked="" type="radio"/> Yes <input type="radio"/> No	<input checked="" type="radio"/> Yes <input type="radio"/> No
Dishwasher Rough-in	Yes			

** Refer to Construction Summary

14. General Comments

** Refer to Construction Summary

Disclaimers and Notes

- 1) Colours of all materials are as close as possible to builder's selection, but not necessarily identical due to variances in manufacturing.
- 2) Any extras listed above are null and void unless accompanied by a separate invoice/amendment. Said invoice must be paid in full.
- 3) The Purchaser agrees that this colour selection is final and that no changes will be permitted, unless required by the Vendor.
- 4) The Purchaser acknowledges reading and accepting document which contains other miscellaneous disclaimers.

Signature: 

Date: _____

Signature: _____


Date: _____

36" Gas Cooktop with 22 K BTU Dual Burner, NA36N7755TG/AA (Black Stainless)

Galaxy 5G Mobile TV & AV Home Appliances Computing Shop

Features Spec Support Compare

Explore Offers Support Business



36" Gas Cooktop with 22 K BTU Dual Burner, NA36N7755TG/AA (Black Stainless)

NA36N7755TG/AA

4.7 (49)

- Powerful heat with precise control
- Remote & convenient cooktop monitoring
- One-touch control of both cooktop & hood

Where to buy

Powerful heat with precise control

A high power, 22 K Dual Burner provides powerful heat and precise control – quickly going from a high heat to a true simmer for intense and even cooking, or turn it right up to boil water in a flash and cook food faster. The Power Boost function can reduce cooking times with an extra boost of heat.

Remote & convenient cooktop monitoring

Wi-Fi Connectivity maximizes safety and offers peace of mind by letting you remotely monitor the cooktop at any time using a smartphone App*, while setting the cooking timer and receiving alerts when it finishes**.

* Available on iPhones and Android devices. A Wi-Fi connection is required.** When installing a downdraft hood, maintain a 40mm gap between the hood and the rear of the cooktop frame or detach the Wi-Fi module before installation.

Samsung and Cookies

This site uses cookies. By clicking ACCEPT or continuing to browse the site you are agreeing to our use of cookies. [Find out more here](#)



Specifications

Power/Ratings	Cooktop	Net (WxHxD)
59,000 BTU	5 EA	914.4 x 139.7 x 568 mm
Materials/Finishes	Model Type Install	Control Method
	36 inch built-in gas cooktop	Illuminated Knobs
Power/Ratings	Total Power	Power Level
	59,000 BTU	Low-Med-High
	Burner - Left Front	Burner - Left Rear
	9,500 BTU	9,500 BTU
	Burner - Right Front	Burner - Right Rear
	13,000 BTU	5,000 BTU, Precise Simmer
	Burner - Center Front	Power Supply
	22,000 BTU, Dual Brass	120V/60Hz, 1A
Features	Grate	Surface
	Cast Iron (3pcs)	Black Stainless
	Simmer/Melt	
	Yes	
Cooktop	Number of Burner	Fuel Type
	5 EA	Natural Gas (factory set)
Accessories	WOK grate	Griddle
	Yes	Cast Iron Griddle
	LP Conversion Kit	
	Yes	

Smart

WiFi Embedded	Auto Connectivity (with Hood)
Yes	Yes
WiFi Dongle(Separate sale) Support	WiFi Kit
No	No

App Connectivity

SmartThings App Support
Yes

Weights/Dimensions

Package (WxHxD)	Cutout (WxHxD)
1,030 x 270 x 650 mm	W 860.4 x D 485.8 mm
Net (WxHxD)	Weight (Gross)
914.4 x 139.7 x 568 mm	43.7 kg
Weight (Net)	Loading Quantity (20/40ft)
39.8kg	152/328

Hide All Specs ^

Support

Find answers to the questions you have about the product

Go to Support

User manual & Downloads

See More Content ↗

Compare the models

Compare with similar items

Samsung and Cookies

This site uses cookies. By clicking ACCEPT or continuing to browse the site you are agreeing to our use of cookies. [Find out more here](#)



NV51K7770SG Convection Single Oven with Steam Bake, 5.1 cu.ft

FeaturesSpecSupportCompare

ExploreOffersSupportBusiness



NV51K7770SG Convection Single Oven with Steam Bake, 5.1 cu.ft

NV51K7770SG/AA

4.3 (38)

- Multitasking made simple
- Efficiently cook multiple dishes at once
- Simply smart control

Where to buy

Wifi Connectivity

Soft Close Door

Flex DuoTM

Self-Clean

Multitasking made simple

The Flex Duo™ system gives you the ultimate in control. The upper and lower cooking zones can be used independently, to cook different dishes simultaneously with different temperature and time settings, or together.

Simply smart control

The Wi-Fi Connectivity gives you peace of mind by letting you remotely monitor and control the oven using a Smartphone App*, while receiving real time alerts about your cooking.

* Available on iOS and Android devices. A Wi-Fi Connectivity is required. ** The Auto Cook function is only available on the NW51K7770SD(SS) model.

Outside (WxHxD)

756 x 726 x 620 mm

Weight (Net)

68 kg

View more

Support

Find answers to the questions you have about the product

Go to Support

Smart Simulator

Open Simulator

User manual & Downloads

See More Content

Compare the models

Compare with similar items

NV51K7770SG Convection Single Oven with Steam Bake, 5.1 cu.ft
NV51K7770SG/AA



4.3 (38)

Wifi Connectivity

Soft Close Door

Flex Duo™

Wall Oven with Wi-Fi Connectivity in Stainless Steel
NV51T5512SS/AC




0 (0)

5.1 cu. ft. Capacity

Digital Touch Controls

Blue Ceramic Interior

NQ70M7770DS Combi Double Oven with Power Convection
NQ70M7770DS/AA



4.1 (43)

Combi Double Oven

Power Convection

Oven Capacity
Upper 1 cu.ft / Low

Recently Viewed

Samsung and Cookies

This site uses cookies. By clicking ACCEPT or continuing to browse the site you are agreeing to our use of cookies. [Find out more here](#)



MS19M8020TG Counter Top Microwave with Sensor Cook and
Optional Trim Kit, 1.9 Cu.Ft

Galaxy 5G Mobile TV & AV Home Appliances Computing Shop

Features Spec Support Compare

Explore Offers Support Business



MS19M8020TG
Counter Top
Microwave
with Sensor
Cook and
Optional Trim
Kit, 1.9 Cu.Ft

MS19M8020TG/AC

3.7 (37)

- Smart, precise cooking
- Enjoy light and healthy meal
- Keep food warm
- Trim Kit is available to order (MA-TK8020TG/AC)



Where to buy



Moisture Sensor



Healthy Cooking



Keep Warm



Ceramic Enamel

Smart, precise cooking

Moisture Sensor

With the simple push of a button the Moisture Sensor determines the interior air humidity, so the cooking mode and time can be automatically adjusted to ensure meals are always cooked perfectly.

Samsung and Cookies

This site uses cookies. By clicking ACCEPT or continuing to browse the site you are agreeing to our use of cookies. [Find out more here](#)



Fingerprint resistant

Fingerprint resistant

Helps reduce smudges for an everyday great appearance.

Specifications

	Product Type	Oven Capacity	Power Consumption (Microwave)	Outside (WxHxD)
	Microwave	1.9 cu.ft	1500 W	23 5/8 x 13 9/32 x 18 7/16 inch
Type	Product Type Microwave	Installation Type BI		
Capacity	Oven Capacity 1.9 cu.ft			
Materials/Finishes	Color(Door) Matt Black Stainless Steel	Color(Cabinet) Black	Control Method Membrane	Door Type Side Swing
	Cavity Material Ceramic Enamel	Turntable Size 395 mm	Display Type LED	

Power/Ratings

Samsung and cookies



This site uses cookies. By clicking ACCEPT or continuing to browse the site you are agreeing to our use of cookies. [Find out more here](#)

Weights/Dimensions

Cavity (WxHxD)	Outside (WxHxD)
17 2/3 x 10 5/6 x 17 5/6 inch	23 5/8 x 13 9/32 x 18 7/16 inch
Shipping (WxHxD)	Weight (Net)
26 1/4 x 16 13/32 x 20 1/4 inch	42.5 lbs
Weight (Shipping)	Loading Quantity (20/40ft)
47.4 lbs	180 / 456

Basic Information

Manufacturer / Importer	Product Origin
Samsung Electronics Co.,Ltd.	Malaysia
Packing Case	
Color	

Hide All Specs ^

Support

Find answers to the questions you have about the product

Go to Support

User manual & Downloads

See More Content ↗

Compare the models

Compare with similar items

Samsung and Cookies


×

This site uses cookies. By clicking ACCEPT or continuing to browse the site you are agreeing to our use of cookies. [Find out more here](#)

Trim Kit for Countertop Microwave, MA-TK8020TG/AC

FeaturesSpecCompare

ExploreOffersSupportBusiness



Trim Kit for
Countertop
Microwave,
MA-
TK8020TG/AC

MA-TK8020TG/AC

0 (0)

- Compatible with MS19M8020AG/AA
- Solid Metal Construction

Where to buy

Fingerprint
resistant

Fingerprint resistant

Helps reduce smudges for an everyday great appearance.

Specifications

Design

Color
Black Stainless Steel (Matte black)

Weights/Dimensions

Outside (WxHxD)
29 3/4" x 20 1/16" x 1 1/4"

Shipping (WxHxD)
22 3/4" x 6 3/4" x 33 19/128"

Samsung and Cookies

This site uses cookies. By clicking ACCEPT or continuing to browse the site you are agreeing to our use of cookies. [Find out more here](#)

Weight (Net)
13.2 lbs

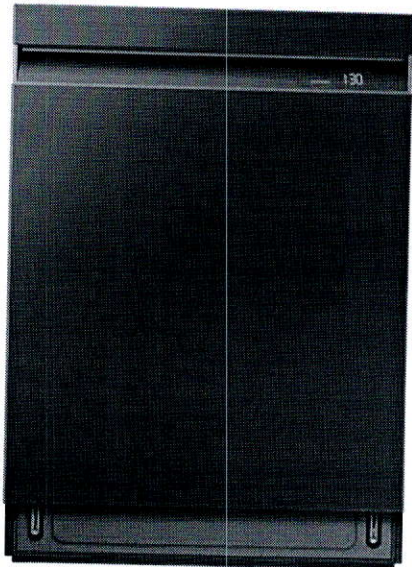
Weight (Shipping)
17.2 lbs



DW80R9950UG Dishwasher with AquaBlast™ Technology

Features Spec Support Compare

Explore Offers Support Business   



DW80R9950UG Dishwasher with AquaBlast™ Technology

DW80R9950UG/AC

4.6 (329)

- Spotless cleaning
- Remove stubborn food
- Auto opens to dry

Choose your Colour



Choose your Capacity



Where to buy



AquaBlast™ Technology



ZoneBooster™ Technology



SmartThings (Bixby)

Spotless cleaning

AquaBlast™ Technology

Wash off stubborn leftover food and sticky residue without pre-rinsing. AquaBlast™ jets provide corner to corner coverage for superb cleaning.

Samsung and Cookies

This site uses cookies. By clicking ACCEPT or continuing to browse the site you are agreeing to our use of cookies. [Find out more here](#)



Less noise at home

39dB Ultra Quiet system

Less noise and less disturbance with ultra quiet wash cycles at 39 dBA.

Specifications

Design	Capacity (Place Setting)	Control Type	Energy Annual consumption	Noise level (dBA)
	15P/S	Hidden touch	239kWh/year	39dBA
	Install Type	Size		
	Built under	24" T		
Performance	Control Type	Color/Material		
	Hidden touch	Black STS		
	Display Light Color	Washing Type		
	Ice blue	AquaBlast™		
Performance	Capacity (Place Setting)	Energy Star Certification		
	15 P/S	Yes		
	Energy Annual consumption	Dry System		
	239 kWh/year	Auto Door Open Dry		
Performance	Water Consumption Per Cycle (gallons)	Noise level (dBA)		
	3.2 gallons	39 dBA		
	Cycle time (min)			
	114-150 min			

Samsung and Cookies Programs

This site uses cookies. By clicking ACCEPT or continuing to browse the site you are agreeing to our use of cookies. [Find out more here](#)



	Basket handle Yes	Fold down tines Yes
	Max Dish loading 12.5"	
Cutlery Basket	Cutlery Tray Yes	Cutlery Basket Yes
General Feature	Tub Material STSS	Heater Position Hidden
	NSF Certified for Sanitization Yes	Leakage Sensor Yes
	Number of Wash Arm Upper/Mid/AquaBlast™	Food Disposer No
	Cancel&Drain Button Yes	
Dimension	Net Width (inch) 23.88"	Net Height(inch) 33.88"
	Net Depth(inch) 25"	Net Weight 43 kg
	Gross Weight 46 kg	
Power/Ratings	Electrical(Volts/Hertz/Amps) 120/60/15	Heater Watts 1100
	Circulation Motor 60-100	
Smart	WiFi Embedded Yes	

28 cu. ft. 4-Door French Door Refrigerator with 21.5" Touch Screen Family Hub™ (Black Stainless Steel)

Features Spec Support Compare

Explore Offers Support Business   



360 View

28
cu.
ft.
4-Door
French
Door
Refrigerator
with
21.5"
Touch
Screen
Family
Hub™
(Black
Stainless
Steel)

RF28R7551SG/AC

4.7 (287)

- Family Hub™ - Screen for all family members, for their communal and emotional experience
- FlexZone™ - Flexible storage drawer with different temperature settings
- Twin Cooling Plus™ - Enjoy fresh food

Choose
your Colour



Choose
your
Capacity




×

Video



Samsung and Cookies

This site uses cookies. By clicking ACCEPT or continuing to browse the site you are agreeing to our use of cookies. [Find out more here](#)



Specifications

Net Weight (kg)

157 kg

Cooling Type

Twin Cooling Plus

Capacity

Net Total (cu.ft)
27.7 cu.ft

Net for Mid-Drawer (cu.ft)
3.8 cu.ft

Net for Freezer (cu.ft)
8.3 cu.ft

Net for Fridge (cu.ft)
15.6 cu.ft

Physical specification

Net Dimension (WxHxD)(inch)
35 3/4" x 70" x 36 1/2"

Net Width (inch)
35 3/4 inch

Net Case Height with Hinge (inch)
70 inch

Net Case Height without Hinge (inch)
68 7/8 inch

Net Depth with Door Handle (inch)
36 1/2 inch

Net Depth without Door Handle (inch)
34 inch

Net Depth without Door (inch)
29 1/2 inch

Packing Dimension (WxHxD) (inch)
38 1/4" x 76" x 36 7/8"

Samsung and Cookies

This site uses cookies. By clicking ACCEPT or continuing to browse the site you are agreeing to our use of cookies. [Find out more here](#)

×

	Net Weight (kg) 157 kg	Packing Weight (kg) 167 kg
	20/40/40H (Container) 26 (40ft)	
Cooling Feature	Cooling Type Twin Cooling Plus	
Refrigerator Feature	Humidity Control (Vegetable&Fruit Drawer) Yes	Number of Shelf (Total) 5 EA
	Number of Shelf (Foldable) 1 EA	Shelf Material Tempered Glass
	Number of Vegetable&Fruit Drawer 2 EA	Number of Door Pocket 6 EA
	Icemaker Cubed and Crushed Ice	Interior LED Light High Efficiency LED Lighting
Mid Drawer Feature	Convertible Room (°C) -1,1,3,5 °C	Smart Divider Yes
Exterior Feature	Dispenser with Water Filter Yes	Door Handle New Handle
	Colour Black Stainless Steel	Dispenser Type Minimal Dispenser
Performance	Energy Consumption 755 kWh/year	
Samsung and Cookies		

This site uses cookies. By clicking ACCEPT or continuing to browse the site you are agreeing to our use of cookies. [Find out more here](#)




WV60M9900AV 6.9 Total cu.ft. FlexWash™ Washer

Shop

FeaturesSpecSupportCompare

ExploreOffersSupportBusiness

QShoppingCartUser



WV60M9900AV

6.9 Total

cu.ft.

FlexWash™

Washer

WV60M9900AV/A5


3.5 (82)

- Multiple loads, all at once
- 6.9 cu. ft total capacity
- Fast and efficient washing

Choose your Colour



Choose your Capacity



Where to buy

FlexWash™

SuperSpeed

Steam Wash

FlexWash™

Two washers in one lets you wash separate loads at the same time, or independently. With two individually controlled washers in the same unit, you can run two kinds of washes with different settings and options, keeping your various types of clothes clean and in great condition.

Fingerprint resistant finish

Fingerprint resistant

Helps reduce smudges for an everyday great appearance.

Specifications

Total Capacity		Net Dimension (W x H x D)		Total Capacity		Net Dimension (W x H x D)	
5.8 cu.ft. (IEC) / 164.14 Litre (IEC) / 5.0 cu.ft.(DOE)		686 x 1192 x 864 mm		6.9 cu.ft		686 x 1192 x 864 mm	
Washing Capacity		Washing Capacity (cu.ft) 5.8 cu.ft. (IEC) / 164.14 Litre (IEC) 5.0 cu.ft.(DOE)					
Design		Body color Black		Door Crystal Blue			
		Panel Display LED					
Performance		Cycle time (min) 45 min		Energy Star Certification Yes			
		Energy Consumption (annual) 105		MEF 2.92			
		WCF 2.9					

Internal Heater	Motor
Yes	DD
Self Clean+	Smart Care
Yes	Yes
Spin Speed	
1300 rpm	

Cycle

Cycle List	Number of Cycle
eco Cold, Normal, Heavy Duty, Perm Press, Sanitize, Towels, Bedding, Whites, Active Wear, Delicates, Quick Wash, Rinse+Spin	12
Number of Option	Option List
11	SuperSpeed, Steam, Self Clean+, Delay End, Pre Soak, Spin Only, Smart Control, Smart Care, Drum Light, Child Lock, Sound

Physical specification

Net Dimension (WxHxD)	Net Weight
686 x 1192 x 864 inch	140 lb

Smart

WiFi Embedded	Bluetooth
Yes	No
WiFi Dongle(Separate sale) Support	WiFi Kit
No	No

App Connectivity

SmartThings App Support
Yes

Hide All Specs ^

Support

Samsung and Cookies

Find answers to the questions you have about the product




This site uses cookies. By clicking ACCEPT or continuing to browse the site you are agreeing to our use of cookies. [Find out more here](#)

[Go to Support](#)

DVE60M9900V Dryer with FlexSystem, 7.5 cu.ft.

Features Spec Support Compare

Explore Offers Support Business



DVE60M9900V Dryer with FlexSystem, 7.5 cu.ft.

DVE60M9900V/AC
4.0 (66)

- FlexDry™
- Multi-Steam Technology
- Energy Star Certified - Lower Dryer Only

Choose your Colour



Choose your Capacity



Where to buy



FlexDry™



Multi-Steam Technology



Vent Sensor

FlexWash™

Two washers in one lets you wash separate loads at the same time, or independently. With two individually controlled washers in the same unit, you can run two kinds of washes with different settings and options, keeping your various types of clothes clean and in great condition.

Samsung and Cookies

This site uses cookies. By clicking ACCEPT or continuing to browse the site you are agreeing to our use of cookies. [Find out more here](#)



Fingerprint resistant finish

Fingerprint resistant

Helps reduce smudges for an everyday great appearance.

Specifications

	Delicate Dryer	Capacity (cu.ft.)	Delicate Dryer	Capacity (cu.ft.)
	Yes	7.5	Yes	7.5
Drying Capacity	Drying Capacity (cu.ft) 7.5 cu.ft			
Design	Body color Black Stainless		Panel Display D.LED	
	Chrome Deco Yes			
Performance	Cycle time (min) 75 min		Energy Star Certification Yes	
	Energy Consumption (annual) 607 kWh/year		DOE Energy Factor 3.94 lb/kWh	
Feature	Interior Drum Light Yes		Smart Control Yes	
	Smart Care Yes		Reversible Door Yes	
Samsung and Cookies This site uses cookies. By clicking ACCEPT or continuing to browse the site you are agreeing to our use of cookies. Find out more here				

	Child Lock Yes	Drying Rack No
	Dual Heater No	Filter Check Indicator Yes
	Mixed Load Bell Yes	My Cycle No
	Steam Yes	Vent Exhaust (Electric/Gas) 4 ways
	Vent Sensor Yes	Wrinkle Prevent Yes
	Number of Temp. Level 5 EA	Number of Time Level 5 EA

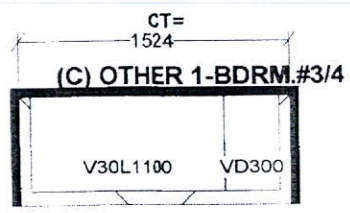
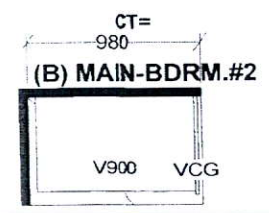
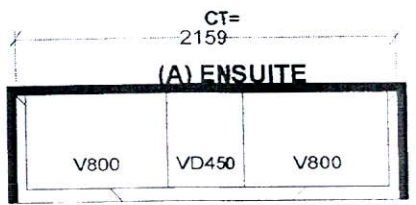
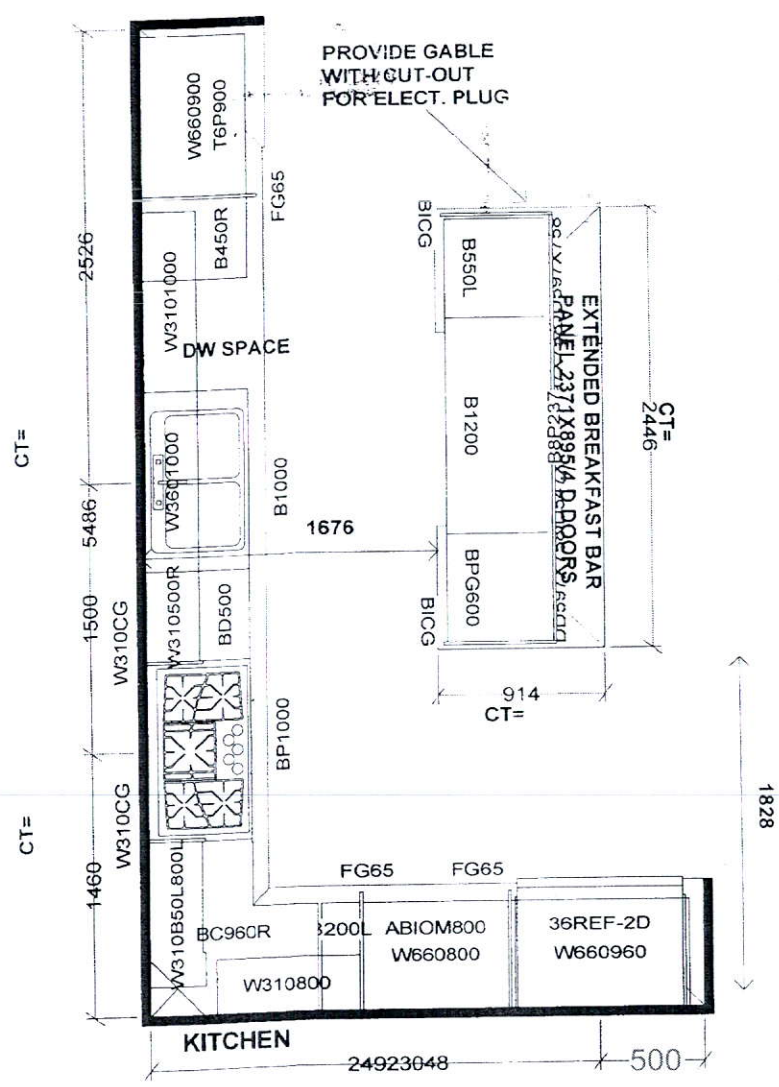
Cycle	Number of Cycle 12	Number of Option 11
	Cycle List Refresh, Wrinkle Away, Steam Sanitize, Normal, Heavy Duty, Towels, Perm Press, Active wear, Bedding, Delicates, Time Dry, Air Fluff	Option List Eco Dry, Adjust Time (Up), Adjust Time (Down), Anti Static, Mixed Load Bell, Smart Control / Monitor, Smart Care, Drum Light, Child Lock, Sound, Wrinkle Prevent

Physical specification	Net Dimension (WxHxD) 686 x 1192 x 825 mm	Net Weight 76 kg
	Gross Dimension (WxHxD) 750 x 1275 x 880 mm	Gross Weight 81 kg
	Voltage/Frequency 120 V / 240 V / 60 Hz	Power Resource Electric
	Drum Material STS	


Smart	WiFi Embedded Yes	Bluetooth No
	WiFi Dongle(Separate sale) Support No	WiFi Kit No

- Kitchen
- Legacy Cabinetry
 - cm1 Moulding
 - Light Valance

FILE NAME: RUSSEL GARDENS 69



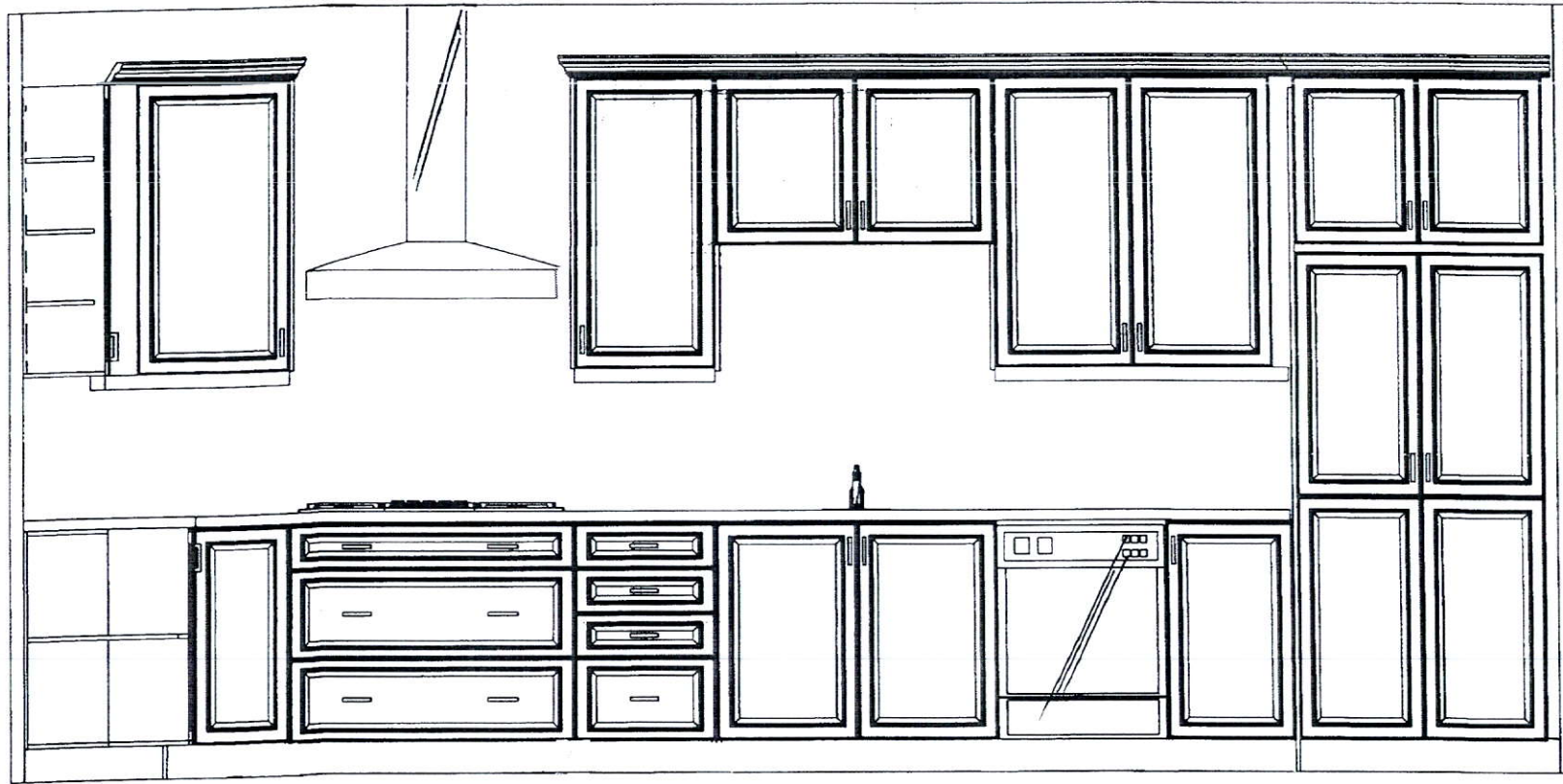
Selba Industries			J #
W WIDTH	W HGHT	W CNT	<small>This drawing is the intellectual property of SELBA INDUSTRIES INC. and is an original design which must not be released or copied unless applicable fee has been paid or job order placed.</small> JOB NUMBER: BUILDER: GREENPARK SITE: RUSSELL GARDENS PH.3 MODEL: VALLEYCREEK 2X EL 1,2,3 LOT #: DESIGNER: KS DATE: MAY 13 20
FLOOR HGHT	DOOR HGHT		
ST CENT	2X4	VENT BOX COVER	



This drawing is the intellectual
SELBA INDUSTRIES INC. an
artistic
interpretation of the general
appearance of the design. It is
not meant to be an exact rendition.

Kitchen + Bath Designs


RUSSEL GARDENS 69



This drawing is the intellectual
SELBA INDUSTRIES INC. an
artistic
interpretation of the general
appearance of the design. It is
not meant to be an exact rendition.

Kitchen + Bath Designs

RUSSEL GARDENS 69



SEAL INDUSTRIES INC.

artistic interpretation of the general appearance of the design. It is not meant to be an exact rendition.

Kitchen + Bath Designs

RUSSEL GARDENS 69

LAYOUT

Drawing# 1

Revised -
See
Kitchen
Sketch

Relocate
Std. Light
Above
Island.

Plug on island.

Add Plug
 Above
 Fireplace

Enlarged Basement Windows

200 AMP
A/C.

30" x 24"

30" x 24'

30"x24"

LOWER LEVEL

[illegible]

UPPER LEVEL

VALLEYCREEK TWO

ELEV. 1 • 2,602 sq.ft. | ELEV. 2 + 3 • 2,624 sq.ft.