

CONSTRUCTION SUMMARY

Mountainview Heights 3 (G) - Russell Gardens Building Ltd.

PURCHASERS: Khalid Saeed AKHTAR and Salman SAEED // Uzma SAEED

TEL:

| | | | | |
|------------------------|-------------------------|--|--|--|
| LOT / PHASE 277 / 3 | REG. PLAN # 62M-1266 | HOUSE TYPE Mountainash Six (5 Bedroom) Elev 3 | | |
|------------------------|-------------------------|--|--|--|

CABINETRY

| | |
|--|--|
| 1 - KITCHEN - MINI STACKED UPPER CABINETRY - STANDARD 07Jan21 Note: | |
| 1 - KITCHEN CABINETRY - TWO COLOUR KITCHEN - FLAT FEE - ISLAND, BELOW COOKTOP ON POT AND PAN DRAWERS, SPICE PULL-OUTS AND TRANSITIONAL HOOD 07Jan21 Note: | |
| 1 - CABINETRY - KITCHEN - CM11 CROWN MOULDING 07Jan21 Note: | |
| 1 - CABINETRY - KITCHEN - LIGHT VALENCE 07Jan21 Note: | |

CABINETRY ACCESSORIES


| | |
|--|--|
| 1 - KITCHEN - BLU MOTION DRAWERS 07Jan21 Note: | |
| 4 - KITCHEN - CORD GLK340 GLASS FOR MINI STACKED UPPER CABINETRY - STANDARD 07Jan21 Note: | |
| 1 - VANITY CABINETRY - RAISE VANITY TO 36" HIGH VANITY IN LIEU OF STANDARD HEIGHT - PRICE IS PER FOOT - ENSUITE 4/5 BATHROOM 07Jan21 Note: | |
| 1 - VANITY CABINETRY - RAISE VANITY TO 36" HIGH VANITY IN LIEU OF STANDARD HEIGHT - PRICE IS PER FOOT - ENSUITE 2/3 BATHROOM 07Jan21 Note: | |
| 1 - VANITY CABINETRY - RAISE VANITY TO 36" HIGH VANITY IN LIEU OF STANDARD HEIGHT - PRICE IS PER FOOT - MASTER ENSUITE BATHROOM 07Jan21 Note: | |
| 1 - VANITY CABINETRY - RAISE VANITY TO 36" HIGH VANITY IN LIEU OF STANDARD HEIGHT - PRICE IS PER FOOT - POWDER ROOM 07Jan21 Note: | |
| 1 - KITCHEN - EXTEND ISLAND BASES BY 3' OF STANDARD CABINETRY AND STANDARD COUNTERTOP - EXTENDED AREA TO INCLUDE FLUSH BREAKFAST BAR ON 2 SIDES AS PER SKETCH 07Jan21 Note: | |
| 1 - KITCHEN CABINETRY BASE - BANK OF DRAWERS - STANDARD 07Jan21 Note: | |
| 1 - CABINETRY DECORATIVE ITEMS - WINOW VALANCE BOX - STRAIGHT 07Jan21 Note: | |
| 1 - PANTRY UNIT UPGRADE - TO GO FROM 300MM TO 600MM DEEP - PRICE IS PER FOOT - STANDARD 07Jan21 Note: | |
| 1 - KITCHEN CABINETRY UPPER - FULL DEPTH ABOVE FRIDGE - WITH GABLES - 600MM - PRICE IS EACH - STANDARD 07Jan21 Note: | |
| 1 - KITCHEN CABINETRY BASE - PULLOUT RECYCLE 4 BIN - PRICE IS EACH 07Jan21 Note: | |

CONSTRUCTION SUMMARY

Mountainview Heights 3 (G) - Russell Gardens Building Ltd.

PURCHASERS: Khalid Saeed AKHTAR and Salman SAEED // Uzma SAEED

TEL:

| LOT / PHASE | REG. PLAN # | HOUSE TYPE | | |
|--|-------------|------------------------------------|--|--|
| 277 / 3 | 62M-1266 | Mountainash Six (5 Bedroom) Elev 3 | | |
| 1 - KITCHEN CABINETRY - BUILT-IN MICROWAVE/OVEN COMBO - STANDARD 07Jan21 Note: | | | | |
| 2 - KITCHEN CABINETRY BASE - PULLOUT WIRE SPICE RACK - PRICE IS EACH 07Jan21 Note: | | | | |
| 1 - KITCHEN CABINETRY BASE - COOKTOP CABINET WITH POT DRAWERS (2 DRAWERS) - STANDARD 07Jan21 Note: | | | | |
| 1 - KITCHEN HOOD CABINETS - TRANSITIONAL WOOD HOOD (DHB) 800-1000 WIDE - STANDARD 07Jan21 Note: | | | | |
| 6 - KITCHEN CABINETRY ACCESSORY - GLASS SHELVES - STRAIGHT - PRICE IS EACH 07Jan21 Note: (IN Glass Doors) | | | | |
| 4 - KITCHEN CABINETRY UPPER - GLASS DOOR - CORD GLK340 GLASS - FINISHED INTERIOR - FITS TALL UPPER CABINETS - PRICE IS PER DOOR - STANDARD 07Jan21 Note:  | | | | |

CERAMIC TILE

| | |
|--|---|
| 1 - TILE - UPGRADE 3 WALL TILE - - ENSUITE WALL TILE - SHOWER 07Jan21 Note: INCLUDES UPGRADED GROUT THROUGHOUT | 1 |
| 1 - TILE - UPGRADE 3 FLOOR TILE - - ENSUITE BATHROOM - FLOOR 07Jan21 Note: INCLUDES UPGRADED GROUT THROUGHOUT | 1 |
| 1 - TILE - UPGRADE 4 FLOOR TILE - - SIDE HALL 07Jan21 Note: INCLUDES UPGRADED GROUT THROUGHOUT | |
| 1 - TILE - UPGRADE 4 FLOOR TILE - - POWDER ROOM 07Jan21 Note: INCLUDES UPGRADED GROUT THROUGHOUT | 1 |
| 1 - TILE - UPGRADE 4 FLOOR TILE - - KITCHEN 07Jan21 Note: INCLUDES UPGRADED GROUT THROUGHOUT | 1 |
| 1 - TILE - UPGRADE 4 FLOOR TILE - - FOYER 07Jan21 Note: INCLUDES UPGRADED GROUT THROUGHOUT | 1 |
| 1 - DELETE ALL CERAMIC BATHROOM ACCESSORIES - DELETE TOWEL BAR, PAPER HOLDER & SOAP DISH THROUGHOUT 07Jan21 Note: | |
| 1 - TILE - UPGRADE 3 WALL TILE - - BATHROOM 4/5 - SHOWER 07Jan21 Note: INCLUDES UPGRADED GROUT THROUGHOUT | 1 |
| 1 - TILE - UPGRADE 3 FLOOR TILE - - BATHROOM 4/5 - FLOOR 07Jan21 Note: INCLUDES UPGRADED GROUT THROUGHOUT | 1 |
| 1 - TILE - UPGRADE 3 WALL TILE - - BATHROOM 2/3 - TUB AREA 07Jan21 Note: INCLUDES UPGRADED GROUT THROUGHOUT | 1 |
| 1 - TILE - UPGRADE 3 FLOOR TILE - - BATHROOM 2/3 - FLOOR 07Jan21 Note: INCLUDES UPGRADED GROUT THROUGHOUT | 1 |

CONSTRUCTION

| CONSTRUCTION SUMMARY | | | | |
|--|-------------------------|--|--|------|
| Mountainview Heights 3 (G) - Russell Gardens Building Ltd. | | | | |
| PURCHASERS: Khalid Saeed AKHTAR and Salman SAEED // Uzma SAEED | | | | TEL: |
| LOT / PHASE 277 / 3 | REG. PLAN # 62M-1266 | HOUSE TYPE Mountainash Six (5 Bedroom) Elev 3 | | |
| 1 - VELUX 14" SUN TUNNEL – UPPER HALL - INSTALLED ABOVE STAIRS 25Jan21 Note: LOCATION IS APPROXIMATE DUE TO SITE CONDITIONS | | | | |
| 1 - PROVISION FOR SHAMPOO NICHE APPROX. 24" WIDE X 20" HIGH AS PER SKETCH – IF CONSTRUCTION PERMITS - MASTER ENSUITE, ENSUITE 2/3 & ENSUITE 4/5 BATHROOMS 07Jan21 Note: | | | | |
| 1 - SMOOTH CEILINGS ON FIRST FLOOR ONLY - DET 07Jan21 Note: | | | | |
| 1 - MASTER ENSUITE – FRAMELESS GLASS SHOWER DOOR & FRONT WALL AT SEAT INCLUDES CHROME KNOB AND HINGES 04Aug20 Note: IF CONSTRUCTION PERMITS | | | | |

COUNTER TOP

| | |
|---|--|
| 1 - MASTER ENSUITE BATHROOM - UPGRADED QUARTZ ON SEAT TO MATCH SHOWER NICHE 07Jan21 Note: | |
| 3 - SHAMPOO NICHE 24" WIDE X 20" HIGH AS PER SKETCH – MARBLE, GRANITE OR QUARTZ – IF CONSTRUCTION PERMITS - REQUIRES PROVISION FROM CONSTRUCTION - MASTER ENSUITE, ENSUITE 2/3 & ENSUITE 4/5 BATHROOMS 07Jan21 Note: SUPPLY & INSTALL PRICE IS EACH | |

DOORS AND TRIM

| | |
|---|--|
| 1 - TRIM - UPGRADE 2- 7-¼" BASEBOARD AND 3" CASING 07Jan21 Note: | |
|---|--|

ELECTRICAL

| | |
|---|--|
| 4 - POT LIGHT - LED - SECOND FLOOR INSTALLATION - UPPER HALL - INSTALLED ON SEPERATE SWITCH FROM STANDARD LIGHTS 25Jan21 Note: | |
| 1 - PLUG - ELECTRICAL PLUG - TO BE INSTALLED OVER FIREPLACE . 07Jan21 Note: | |
| 1 - RELOCATE STANDARD KITCHEN LIGHT TO BE CENTERED OVER ISLAND 07Jan21 Note: | |
| 1 - KITCHEN - BREAKFAST - RELOCATE STANDARD LIGHT AS PER SKETCH - IF CONSTRUCTION PERMITS 07Jan21 Note: | |
| 1 - SERVERY- DELETE STANDARD LIGHT TO ACCOMMODATE POTLIGHTS 07Jan21 Note: | |
| 1 - POWDER ROOM - RELOCATE STANDARD LIGHT ABOVE MIRROR - IF CONSTRUCTION PERMITS 07Jan21 Note: | |
| 2 - SWITCH - DIMMER SWITCH IN LIEU OF EXISTING SWITCH - ON POTLIGHTS ONLY - FAMILY ROOM & LIVING/DINING ROOM 07Jan21 Note: | |
| 7 - POT LIGHT - EXTERIOR - SOFFIT MOUNT - REGULAR VOLTAGE 07Jan21 Note: | |
| 2 - POT LIGHT - LED - FIRST FLOOR INSTALLATION - POWDER ROOM - INSTALLED ON SEPERATE SWITCH FROM STANDARD LIGHT 07Jan21 Note: | |

CONSTRUCTION SUMMARY

Mountainview Heights 3 (G) - Russell Gardens Building Ltd.

PURCHASERS: Khalid Saeed AKHTAR and Salman SAEED // Uzma SAEED

TEL:

| | | | | |
|------------------------|-------------------------|--|--|--|
| LOT / PHASE 277 / 3 | REG. PLAN # 62M-1266 | HOUSE TYPE Mountainash Six (5 Bedroom) Elev 3 | | |
|------------------------|-------------------------|--|--|--|

| | |
|--|--|
| 2 - POT LIGHT - LED - FIRST FLOOR INSTALLATION - SERVERY 07Jan21 Note: | |
| 9 - POT LIGHT - LED - FIRST FLOOR INSTALLATION - LIVING/DINING ROOM - INSTALLED ON SEPERATE SWITCH FROM STANDARD LIGHT 07Jan21 Note: | |
| 4 - POT LIGHT - LED - FIRST FLOOR INSTALLATION - LIBRARY - INSTALLED ON SEPERATE SWITCH FROM STANDARD LIGHT 07Jan21 Note: | |
| 6 - POT LIGHT - LED - FIRST FLOOR INSTALLATION - FAMILY ROOM - INSTALLED ON SEPERATE SWITCH FROM STANDARD LIGHT 07Jan21 Note: | |
| 8 - POT LIGHT - LED - FIRST FLOOR INSTALLATION - KITCHEN & BREAKFAST - INSTALLED ON SEPERATE SWITCH FROM STANDARD LIGHT 07Jan21 Note: | |
| 2 - ABOVE KITCHEN ISLAND - ADD LIGHT AND SWITCH - NO FIXTURE INCLUDED 07Jan21 Note: | |
| 4 - PLUG - ELECTRICAL PLUG - ALL BATHROOMS - INSTALL BESIDE TOILETS 07Jan21 Note: | |
| 1 - KITCHEN - VALANCE LIGHTING - LED LIGHTING - INCLUDES BELOW WINDOW VALANCE BOX 07Jan21 Note: | |
| 1 - BUILT IN OVEN AND COOKTOP PROVISION - PROVISION ONLY - ELECTRICAL ONLY 07Jan21 Note: | |
| 1 - KITCHEN - FAN INSERT FOR UPGRADE 36" HOOD - CYCLONE BX21534 07Jan21 Note: | |
| 8 - PUCK LIGHT - LED PUCK LIGHT FOR CABINET - TO BE INSTALLED IN GLASS CABINETRY - KITCHEN 07Jan21 Note: | |

FIREPLACE AND ACCESSORIES

| | |
|---|--|
| 1 - GAS LINE ROUGH-IN FOR BARBECUE - FIRST FLOOR 07Jan21 Note: | |
| 1 - GAS LINE ROUGH-IN FOR STOVE (INCLUDES ELECTRICAL OUTLET) - FIRST FLOOR 07Jan21 Note: | |

HARDWOOD FLOORING

| | |
|--|---|
| 1 - HARDWOOD - GROUP B SERIES 5 INCH - IN LIEU OF 2 1/4 INCH NATURAL RED OAK - - LIVING AND DINING ROOM 07Jan21 Note: | / |
| 1 - HARDWOOD - GROUP B SERIES 5 INCH - IN LIEU OF 2 1/4 INCH NATURAL RED OAK - - LIBRARY/DEN 07Jan21 Note: | / |
| 1 - HARDWOOD - GROUP B SERIES 5 INCH - IN LIEU OF 2 1/4 INCH NATURAL RED OAK - - FAMILY ROOM 07Jan21 Note: | / |

MIRRORS AND GLASS

CONSTRUCTION SUMMARY

Mountainview Heights 3 (G) - Russell Gardens Building Ltd.

PURCHASERS: Khalid Saeed AKHTAR and Salman SAEED // Uzma SAEED

TEL:

| LOT / PHASE | REG. PLAN # | HOUSE TYPE | | |
|-------------|-------------|------------------------------------|--|--|
| 277 / 3 | 62M-1266 | Mountainash Six (5 Bedroom) Elev 3 | | |

1 - POWDER ROOM - DELETE STANDARD MIRROR

07Jan21 Note:

1 - SHOWER DOOR HANDLE - CHROME D-RING WITH TOWEL BAR - MASTER ENSUITE BATHROOM

07Jan21 Note:

PAINTING

1 - THROUGHOUT - TRIM, DOORS, BASEBOARDS & FIREPLACE MANTLE - UPGRADE WHITE PAINT

07Jan21 Note:

PLUMBING

1 - KITCHEN – POT FILLER – MOEN MODERN TWO HANDLE POT FILLER FAUCET WITH DUAL SHUT OFFS – #S665 CHROME

07Jan21 Note:

1 - WATER LINE FOR FRIDGE - ROUGH-IN ONLY

07Jan21 Note:

5 - MOEN BATHROOM ACCESSORIES - MASON CHROME - TOWEL RING #YB8086 - ALL BATHROOMS (2 IN MASTER ENSUITE BATHROOM)

07Jan21 Note:

3 - MOEN BATHROOM ACCESSORIES - MASON CHROME - TOWEL BAR 24" #YB8094/YB8000 - ALL ENSUITE BATHROOMS

07Jan21 Note:

4 - MOEN BATHROOM ACCESSORIES - MASON CHROME - PAPER HOLDER #YB8099/YB8000 - ALL BATHROOMS

07Jan21 Note:

4 - HOT WATER VALVE NEXT TO TOILET - ALL BATHROOMS

07Jan21 Note:

1 - TOE TESTER - ADD TOE TESTER TO SHOWER - MASTER ENSUITE

04Aug20 Note:

PROMOTIONAL

1 - LESS BALANCE OF CREDIT FROM PURCHASER EXTRA SHEET IN OFFER

07Jan21 Note:

1 - PARTIAL REDEMPTION OF PROMOTIONAL PACKAGE \$2,650.00 BALANCE (\$9,350.00) FORWARD TO BE USED AT A LATER DATE. ORIGINAL PROMOTIONAL PACKAGE OF \$12,000.00 AS PER SCHEDULE PE DATED 07/13/2020.

04Aug20 Note:

STAIRS AND RAILINGS

1 - HALL TO MUDROOM - CONTEMPORARY PICKETS, CONTEMPORARY HANDRAIL & TIFFANY POST IN LIEU OF HALF WALL

25Jan21 Note:

1 - STAINED STAIRS – STANDARD STAIRCASE - PRICE IS PER SET

07Jan21 Note:

1 - STAIRCASE - CONTEMPORARY HANDRAIL

07Jan21 Note:

1 - STAIRCASE - EUROLINE CONTEMPORARY IRON PICKETS - BLACK

07Jan21 Note:

| CONSTRUCTION SUMMARY | | | | |
|--|-------------------------|--|--|------|
| Mountainview Heights 3 (G) - Russell Gardens Building Ltd. | | | | |
| PURCHASERS: Khalid Saeed AKHTAR and Salman SAEED // Uzma SAEED | | | | TEL: |
| LOT / PHASE 277 / 3 | REG. PLAN # 62M-1266 | HOUSE TYPE Mountainash Six (5 Bedroom) Elev 3 | | |
| 1 - STAIRCASE - INCREASE SIZE OF NOSING TO ACCOMMODATE UPGRADED POSTS 07Jan21 Note: | | | | |
| 1 - STAIRCASE - 4X4 POSTS 07Jan21 Note: | | | | |

EXTRAS AS PER OFFER

| | |
|---|--|
| The Vendor agrees that notwithstanding any other term or provision in this Agreement included in the Purchase Price and in addition to those items detailed in Schedule GP to the Agreement of Purchase and Sale, the Purchaser is entitled to a credit of Two Worksheet Note: | |
| WALK-UP BASEMENT. Worksheet Note: | |
| 200 AMP SERVICE LABELLED WITH CIRCUIT BREAKER PANEL TO UTILITY AUTHORITY STANDARDS. Worksheet Note: | |
| 4 LARGER BASEMENT WINDOWS. Worksheet Note: | |
| MAIN LEVEL 10 FOOT CEILING. Worksheet Note: | |
| PURCHASER(S) ACKNOWLEDGES THAT THE PURCHASE PRICE IS INCLUSIVE OF ALL CREDITS AND PROMOTIONAL PACKAGES AVAILABLE AT TIME OF PURCHASE. Worksheet Note: | |
| LOWER LEVEL POURED 8 FOOT 6 INCHES. Worksheet Note: | |

This Document is Extremely Time Sensitive - Printed 25 Jan 21 at 16:29

Purchasers:Khalid Saeed AKHTAR & Salman SAEED // Uzma

Property: 277

Telephone Res. / Bus: /

Project: Russell Gardens Building Ltd.

Decor Advisor: Candace Forza

Model and Elevation: Mountainash Six (5 Bedroom) Elev 3

Lock Date: 7-Jan-21

7-Jan-21

Plan #: 62M-1266

Layout Changes: ☒ Yes ☐ No

Sketch Attached: ☒ Yes ☐ No

Exterior Colour Scheme:

1. Cabinetry

| | Style and Colour | Hardware |
|----------------------------|---|----------|
| Kitchen / Breakfast | PERIMETER & SERVERY-DORAL W-500 *** ISLAND-MONACO 823 DRIFTWOOD | 431SA |
| Laundry Room | ELISSE | Standard |
| Powder Room | MONACO 823 DRIFTWOOD | 431SA |
| Master Ensuite Bathroom | DORAL W-500 | 431SA |
| Ensuite Bath - Bedroom 2/3 | MONACO 814 DARK CHOCOLATE | 431SA |
| Ensuite Bath - Bedroom 4/5 | MONACO 350 PLATINUM SILVER | 431SA |
| | N/A | N/A |
| | N/A | N/A |
| | N/A | N/A |

Appliances:

Built In Appliances ☒ Yes ☐ No

Slide In Stove ☐ Yes ☒ No

Dishwasher Cabinet

☐ Closed ☒ Open

41" Upper Cabinets ☒ Yes ☐ No

Please NOTE: Standard Cabinet Height is 30"

Stove Opening

36"

NOTE: If not specified, opening will be set to builder's standard opening of approximately 30" width

Fridge Opening

NOTE: If not specified, opening will be set to builder's standard opening of approximately 37" width x 74" height

** Refer to Construction Summary

2. Counters

| | Counter | Edge |
|----------------------------|---------------------------------|------|
| Kitchen / Breakfast | LAMINATE-WHITE CARRARA 4924-38 | |
| Laundry Room | N/A | |
| Powder Room | LAMINATE-PALOMA POLAR 6698-46 | |
| Master Ensuite Bathroom | LAMINATE-PORTICO MARBLE 7735-58 | |
| Ensuite Bath - Bedroom 2/3 | LAMINATE-PALOMA POLAR 6698-46 | |
| Ensuite Bath - Bedroom 4/5 | LAMINATE-PALOMA POLAR 6698-46 | |
| | N/A | |
| | N/A | |
| | N/A | |

** Refer to Construction Summary

Initials:

US

Purchasers:Khalid Saeed AKHTAR & Salman SAEED // Uzma

Property: 277

Telephone Res. / Bus: /

Project: Russell Gardens Building Ltd.

Decor Advisor: Candace Forza

Model and Elevation: Mountainash Six (5 Bedroom) Elev 3

Lock Date: 7-Jan-21

7-Jan-21

Plan #: 62M-1266

3. Ceramic Flooring

| | | At a 45 Threshold-If App. |
|----------------------------|---|---|
| Entrance Vestibule | TILE-CALACATTA POLISHED (CA6083P)-24X24 | <input type="checkbox"/> metal strip where applicable |
| Main Hall | N/A | <input type="checkbox"/> |
| Kitchen / Breakfast | TILE-CALACATTA POLISHED (CA6083P)-24X24 | <input type="checkbox"/> |
| Laundry Room | TILE-ESSENZE GRIGIO-13X13 | <input type="checkbox"/> |
| Powder Room | TILE-CALACATTA POLISHED (CA6083P)-24X24 | <input type="checkbox"/> |
| Master Ensuite Bathroom | TILE-LITIUM PEARL POLISHED-24X24 | <input type="checkbox"/> |
| Ensuite Bath - Bedroom 2/3 | TILE-LITIUM SILVER POLISHED-24X24 | <input type="checkbox"/> |
| Ensuite Bath - Bedroom 4/5 | TILE-VARENNA CARRARA-24X24 | <input type="checkbox"/> |
| MUD ROOM | TILE-CALACATTA POLISHED (CA6083P)-24X24 | <input type="checkbox"/> |
| | N/A | <input type="checkbox"/> |
| | N/A | <input type="checkbox"/> |

TITANIUM 50 GROUT THROUGHOUT

** Refer to Construction Summary

4. Ceramic Wall Tile

| Master Ensuite Bathroom | Selection | Describe |
|----------------------------|-----------------------------------|-----------------------------------|
| Tub Deck Wall | N/A | |
| Tub Deck | N/A | |
| Tub Deck Skirt | N/A | |
| Shower Stall | TILE-LITIUM PEARL POLISHED-12X24 | SEAT & NICHE-QUARTZ-BIANCO PAPIRO |
| Bathtub Enclosure Walls | N/A | |
| Ensuite Bath - Bedroom 2/3 | TILE-LITIUM SILVER POLISHED-12X24 | NICHE - QUARTZ - CALEDONIA |
| Ensuite Bath - Bedroom 4/5 | TILE-VARENNA CARRARA-12X24 | NICHE-QUARTZ-BIANCO PAPIRO |
| MUD ROOM | N/A | |
| | N/A | |
| | N/A | |
| Kitchen Backsplash | N/A | |

TITANIUM 50 GROUT THROUGHOUT

** Refer to Construction Summary

5. Plumbing Fixtures

All Bathrooms

White

N/A

N/A

N/A

N/A

N/A

Whirlpool

N/A

☐ Yes ☒ No

Dishwasher Rough-In

☒ Yes ☐ No

Waterline for Fridge

☒ Yes ☐ No

** Refer to Construction Summary

6. Trim Carpentry

| | |
|----------------------------|---|
| Interior Doors | CARRARA-SMOOTH |
| Interior Trim | 3" BB CASING WITH 7 1/4" BASEBOARD - COLONIAL |
| Door Handles | As Per Construction Specifications |
| Exterior Front Door Handle | As Per Construction Specifications |

** Refer to Construction Summary

Initials:

Purchasers:

Telephone Res. / Bus:

Decor Advisor:

Lock Date:

Khalid Saeed AKHTAR & Salman SAEED // Uzma

/

Candace Forza

7-Jan-21

Property: 277

Project: Russell Gardens Building Ltd.

Model and Elevation: Mountainash Six (5 Bedroom) Elev 3

Plan #: 62M-1266

7. Other Flooring

| | |
|------------------------------|--|
| Main Hall | N/A |
| Living Room | STRIP-MIRAGE-IMAGINE-TRUBALANCE-CHARACTER-MAPLE-DURAMATT-ROCK CLIFF-6 1/2" |
| Dining Room | STRIP-MIRAGE-IMAGINE-TRUBALANCE-CHARACTER-MAPLE-DURAMATT-ROCK CLIFF-6 1/2" |
| Family Room | STRIP-MIRAGE-IMAGINE-TRUBALANCE-CHARACTER-MAPLE-DURAMATT-ROCK CLIFF-6 1/2" |
| Den / Library / Study | STRIP-MIRAGE-IMAGINE-TRUBALANCE-CHARACTER-MAPLE-DURAMATT-ROCK CLIFF-6 1/2" |
| Basement Landing(If Applies) | N/A |
| Lower Landing (If Applies) | STRIP-MIRAGE-IMAGINE-TRUBALANCE-CHARACTER-MAPLE-DURAMATT-ROCK CLIFF-6 1/2" |
| Upper Landing | STRIP-MIRAGE-IMAGINE-TRUBALANCE-CHARACTER-MAPLE-DURAMATT-ROCK CLIFF-6 1/2" |
| Upper Hall | LAMINATE-LEXINGTON-ROCHEFORT OAK-TL-LW1317 |
| Master Bedroom | LAMINATE-LEXINGTON-ROCHEFORT OAK-TL-LW1317 |
| Bedroom #2 | LAMINATE-LEXINGTON-ROCHEFORT OAK-TL-LW1317 |
| Bedroom #3 | LAMINATE-LEXINGTON-ROCHEFORT OAK-TL-LW1317 |
| Bedroom #4 | LAMINATE-LEXINGTON-ROCHEFORT OAK-TL-LW1317 |
| Bedroom #5 | LAMINATE-LEXINGTON-ROCHEFORT OAK-TL-LW1317 |
| | N/A |
| | N/A |
| | N/A |
| Underpad | TypeArea |
| | N/AN/A |

** Refer to Construction Summary

8. Railings and Pickets

| | | | |
|---------------------------------------|----------------------------------|---|-------------------------|
| Railing Type | CONTEMPORARY | Colour | MIRAGE ROCK CLIFF MAPLE |
| Picket Type | EUROLINE CONTEMPORARY | Colour | BLACK |
| Stringer / Riser | AS PER CONSTRUCTION SPECIFICATIO | Colour | MIRAGE ROCK CLIFF MAPLE |
| Treads | AS PER CONSTRUCTION SPECIFICATIO | Colour | MIRAGE ROCK CLIFF MAPLE |
| Red Oak Stairs with Semi Gloss Finish | | <input checked="" type="radio"/> Yes <input type="radio"/> No | |

POSTS - 4X4
OR FINISH AVAILABLE ON RISERS, TREADS, PICKETS AND RAILS (STAIRCASES), WILL NOT BE AN EXACT MATCH TO PREFINISHED HARDWOOD OR LAMINATE FLOORS.

** Refer to Construction Summary THE STAIN COLOURS

9. Wall Paint Flat Finish

| | | | |
|-----------------------|--------------|----------------------------|--------------|
| Main & Upper Hall | 22 WARM GREY | Master Bedroom | 22 WARM GREY |
| Living Room | 22 WARM GREY | Bedroom #2 | 22 WARM GREY |
| Dining Room | 22 WARM GREY | Bedroom #3 | 22 WARM GREY |
| Kitchen / Breakfast | 22 WARM GREY | Bedroom #4 | 22 WARM GREY |
| Family Room | 22 WARM GREY | Bedroom #5 | 22 WARM GREY |
| Powder Room | 22 WARM GREY | Master Ensuite | 22 WARM GREY |
| Laundry Room | 22 WARM GREY | Ensuite Bath - Bedroom 2/3 | 22 WARM GREY |
| Den/Library | 22 WARM GREY | Ensuite Bath - Bedroom 4/5 | 22 WARM GREY |
| Trim Paint-Semi Gloss | WHITE | | N/A |
| | N/A | | N/A |
| | N/A | | N/A |

Smooth Ceilings First Floor ☒ Yes ☐ No

** Refer to Construction Summary

Initials:  

Purchasers: Khalid Saeed AKHTAR & Salman SAEED // Uzma
Property: 277
Telephone Res. / Bus: /
Project: Russell Gardens Building Ltd.
Decor Advisor: Candace Forza
Model and Elevation: Mountainash Six (5 Bedroom) Elev 3
Lock Date: 7-Jan-21 7-Jan-21
Plan #: 62M-1266

10. Plaster Mouldings and Medallions

| | | | | | |
|--------------------|-----|-----|-------------------|-----|-----|
| Entrance Vestibule | N/A | N/A | Kitchen/Breakfast | N/A | N/A |
| Main Hall | N/A | N/A | Den/Library | N/A | N/A |
| Living Room | N/A | N/A | Lower Landing | N/A | N/A |
| Dining Room | N/A | N/A | | N/A | N/A |
| Family Room | N/A | N/A | | N/A | N/A |

** Refer to Construction Summary

11. Fireplace

| Living Room | | | Family Room | | | Other Room - Specify | | |
|-----------------------|-----------------------|----------------------------------|-----------------------|----------------------------------|-----------------------|-----------------------|-----------------------|----------------------------------|
| Purchased | As Per Plan | N/A | Purchased | As Per Plan | N/A | Purchased | As Per Plan | N/A |
| <input type="radio"/> | <input type="radio"/> | <input checked="" type="radio"/> | <input type="radio"/> | <input checked="" type="radio"/> | <input type="radio"/> | <input type="radio"/> | <input type="radio"/> | <input checked="" type="radio"/> |
| Fireplace Type | N/A | | FLAT ON WALL | | | N/A | | |
| Mantle Type | N/A | | MANTLE M2-STANDARD | | | N/A | | |
| Colour / Stain | N/A | | WHITE | | | N/A | | |
| Surround | N/A | | GRIGIO CARNICO | | | N/A | | |
| Hearth | N/A | | NO | | | N/A | | |

** Refer to Construction Summary

12. Heating and Air Conditioning

| | | | |
|----------------------|----|-------------------------|-----|
| Air Conditioning | NO | Gas Provisions Stove | YES |
| Gas Provisions Dryer | NO | Gas Provisions Barbecue | YES |
| Comment | | | |

** Refer to Construction Summary

13. Electrical

| | | | | |
|---------------------|---|---|---|---|
| Plugs and Switches | <input checked="" type="radio"/> White | DECOR | Above Kitchen Cabinet Light | <input type="radio"/> Yes <input checked="" type="radio"/> No |
| Hood Fan | CYCLONE INSERT 34" #BX21534 | | Below Kitchen Cabinet Light | <input checked="" type="radio"/> Yes <input type="radio"/> No |
| Appliances | Built in Cooktop | Built in Oven | Gas Stove | Microwave |
| | <input checked="" type="radio"/> Yes <input type="radio"/> No | <input checked="" type="radio"/> Yes <input type="radio"/> No | <input checked="" type="radio"/> Yes <input type="radio"/> No | <input checked="" type="radio"/> Yes <input type="radio"/> No |
| Dishwasher Rough-in | Yes | | | |

** Refer to Construction Summary

14. General Comments

** Refer to Construction Summary

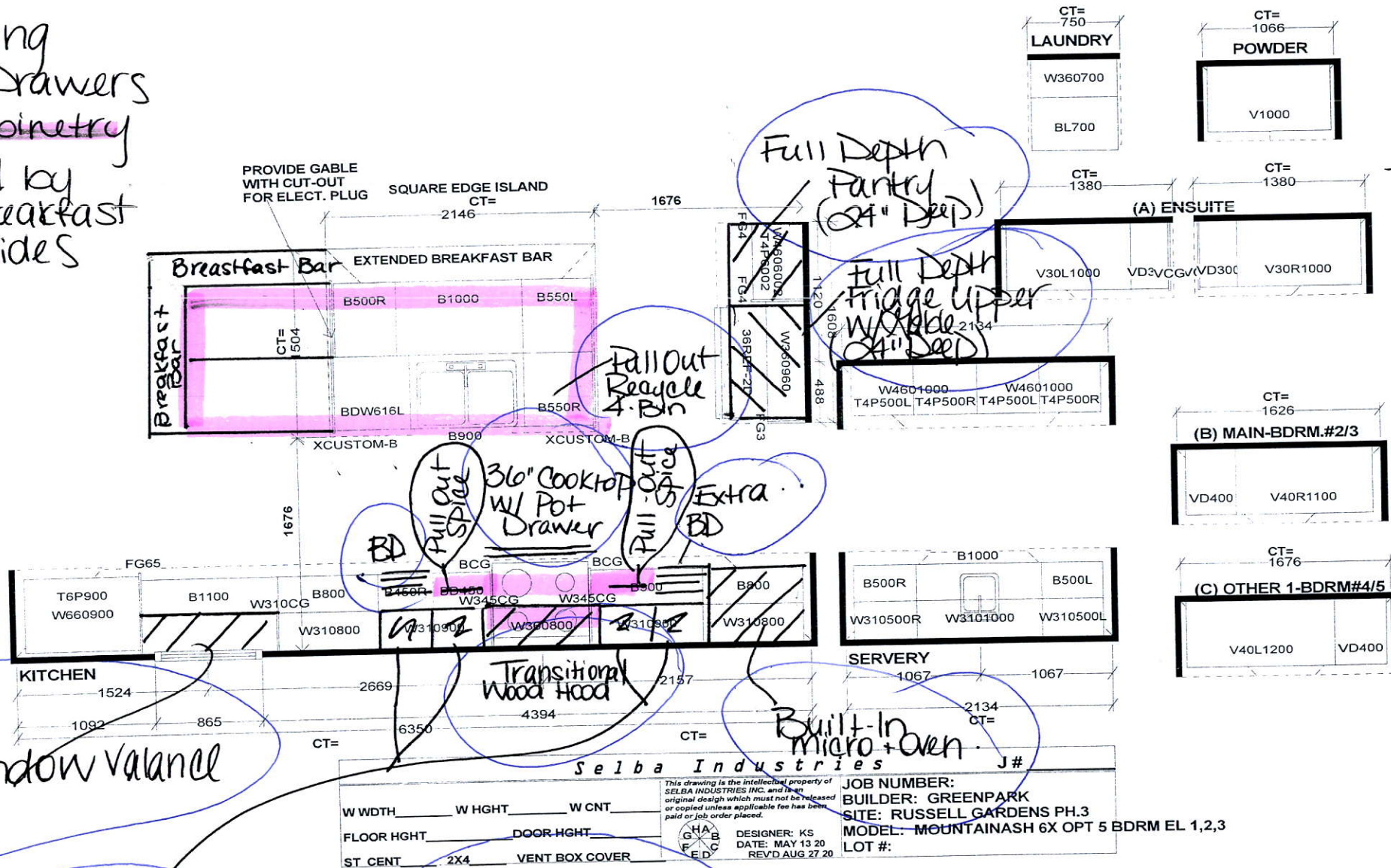
Disclaimers and Notes

- Colours of all materials are as close as possible to builder's selection, but not necessarily identical due to variances in manufacturing.
- Any extras listed above are null and void unless accompanied by a separate invoice/amendment. Said invoice must be paid in full.
- The Purchaser agrees that this colour selection is final and that no changes will be permitted, unless required by the Vendor.
- The Purchaser acknowledges reading and accepting document which contains other miscellaneous disclaimers.

Signature:  Date: 7/1/2021
 Signature:  Date: Jan 7th 2021

Kitchen

- mini Stacked upper Cabinetry w/ 4 Cord Glass Cabinets
 - Light Valance
 - Crown Moulding
 - Blumotion Drawers
 - 2nd Colour Cabinetry
 - Extend Island by 3' - Flush Breakfast Bar on 2 sides
-
- PROVIDE GABLE WITH CUT-OUT FOR ELECT. PLUG
- SQUARE EDGE ISLAND CT= 2146
- Breakfast Bar EXTENDED BREAKFAST BAR



All Bathrooms
Raise Vanity
Height
to 36"

Straight Window Valance Box

CORD Mass x 4
Mass Shelves x 6
Track Lights x 4

mini uppers
Cord Glass x4
+ Puck Lights x4

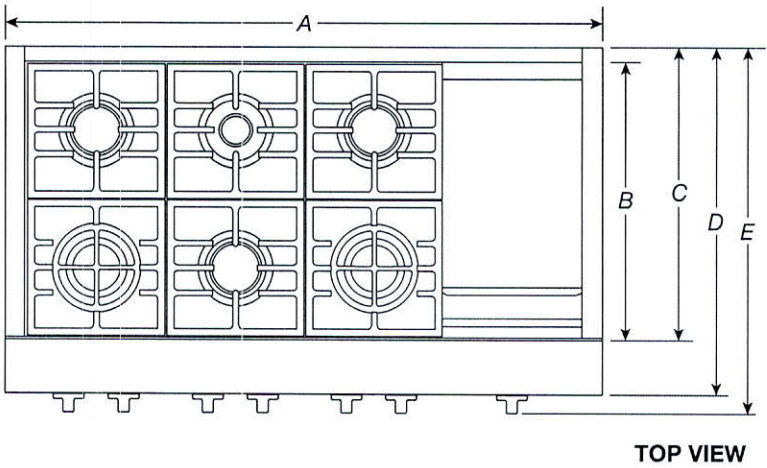


U.S.

DIMENSIONS

COMMERCIAL-STYLE RANGETOPS
PRODUCT DIMENSIONS

| MODEL # | 30" (76.2 cm) Rangetop KCGC500J | | 36" (91.4 cm) Rangetop KCGC506J | | 48" (121.9 cm) Rangetop KCGC558J | |
|---------------------------------------|------------------------------------|------|------------------------------------|------|-------------------------------------|-------|
| Unit of Measurement | in | cm | in | cm | in | cm |
| Overall Width (A) | 29 ³ / ₈ | 75.6 | 35 ³ / ₄ | 90.8 | 47 ³ / ₄ | 121.3 |
| Grate Depth (B) | 22 | 55.9 | 22 | 55.9 | 22 | 55.9 |
| Depth without Control Panel (C) | 23 ¹ / ₄ | 59.1 | 23 ¹ / ₄ | 59.1 | 23 ¹ / ₄ | 59.1 |
| Depth with Control Panel Overhang (D) | 27 ⁷ / ₈ | 70.8 | 27 ⁷ / ₈ | 70.8 | 27 ⁷ / ₈ | 70.8 |
| Depth with Knobs (E) | 29 ³ / ₈ | 74.6 | 29 ³ / ₈ | 74.6 | 29 ³ / ₈ | 74.6 |



TOP VIEW

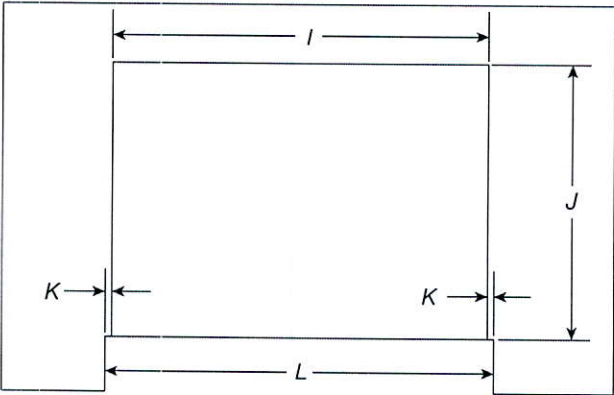
IMPORTANT: Dimensional specifications are provided for planning purposes only.
Do not make any cutouts based on this information. Refer to the Installation Guide before selecting cabinetry, verifying electrical/gas connections, making cutouts or beginning installation.
All KitchenAid® appliances are appropriately UL, CUL or CSA approved.

DIMENSIONS

COMMERCIAL-STYLE RANGETOPS
OPENING/CLEARANCE DIMENSIONS

| MODEL # | 30" (76.2 cm) Rangetop KCGC500J | | 36" (91.4 cm) Rangetop KCGC506J | | 48" (121.9 cm) Rangetop KCGC558J | |
|---|------------------------------------|------|------------------------------------|------|-------------------------------------|-------|
| Unit of Measurement | in | cm | in | cm | in | cm |
| Countertop and Cabinet Cutout Width (I) | 29 3/4 | 74.3 | 35 1/4 | 89.5 | 47 3/4 | 120.0 |
| Countertop and Cutout Depth (J) | 22 1/4 | 56.5 | 22 1/4 | 56.5 | 22 1/4 | 56.5 |
| Notch Width (K) | 1/4 | 0.6 | 1/4 | 0.6 | 1/4 | 0.6 |
| Cutout Width (L) | 29 3/4 | 75.5 | 35 3/4 | 90.8 | 47 3/4 | 121.2 |

NOTE: Due to manufacturing factory tolerances, these are nominal dimensions. You may need to readjust to meet your clearance.



TOP VIEW

IMPORTANT: Dimensional specifications are provided for planning purposes only.
Do not make any cutouts based on this information. Refer to the Installation Guide before selecting cabinetry, verifying electrical/gas connections, making cutouts or beginning installation.
All KitchenAid® appliances are appropriately UL, CUL or CSA approved.

KitchenAid®

KitchenAid®

30" Single Wall Oven

KOSE500E



Stainless Steel
KOSE500ESS

| Capacity | |
|---------------------------------|-------------|
| Oven | 5.0 cu. ft. |
| General Features & Properties | |
| EasyConvect™ Conversion System | |
| Even-Heat™ Preheat | |
| Self-Cleaning Cycle | |
| FIT System Guarantee | |
| Professionally-Inspired Design | |
| Even-Heat™ True Convection Oven | |
| Temperature Probe | |
| Electrical Details | |
| Amps | 20 |
| Volts | 240 |
| Certifications | |
| ADA Compliant | Yes |

| Technical Details | |
|--------------------------------------|--------------------------|
| Fuel Type | Electric |
| Oven Type | Single |
| Oven Cooking System | Convection |
| Number of Oven Racks | 3 |
| Cleaning Type | Adjustable Self-Cleaning |
| Dimensions | |
| Product Dimensions (H x W x D) | 28-3/4" x 30" x 27-1/8" |
| Depth with Door Open 90° | 46-3/4" |
| Cutout Dimensions (H x W x D) | 28" x 28-1/2" x 24" |
| Reference Material | |
| Dimension Guide | |
| Install Guide | |
| Use & Care Guide | |
| Warranty | |

Key Features & Benefits

Glass-Touch Display with Control Lock Function

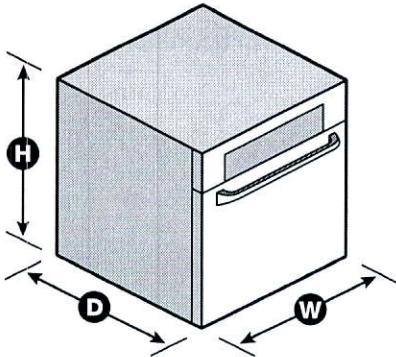
Gives an intuitive glass touch screen experience that's easy to wipe clean.

SatinGlide™ Roll-Out Extension Rack

Allows easy loading and features an easy-grip handle, giving you confidence when cooking with large or heavy dishes.

5.0 Cu. Ft. Capacity

Gives you an extra-large capacity for holding your largest turkeys and roasts. It also lets you prepare multiple dishes at the same time.



NOTE: Dimensions are for planning purposes only. For complete details, see Installation Instructions packed with product. Specifications subject to change without notice.
®/™ © 2020. All rights reserved. Printed in the U.S.A. D200104XXE. KOSE500ESpecSheetV01.



Key Features & Benefits

Capacity

| | |
|-------|-------------|
| Total | 1.4 cu. ft. |
|-------|-------------|

Broil Element

Crispwave™ Technology and Crisper Pan

Sensor Steam Cycle with Steamer Container

1.4 cu. ft. Capacity

Amps

20

Volts

240/208

ADA Compliant

Yes

Microwave Type

Built-In

Lighting Type

Halogen

Product Dimensions
(H x W x D)

18-1/2" x
29-3/4" x
25-1/8"

Depth with Door Open 90°

35-5/8"

Cutout Dimensions
(H x W x D)

17-5/8" x
28-1/2" x
21-7/8"

Dimension Guide

Install Guide

Use & Care Guide

Warranty

Convection Cooking

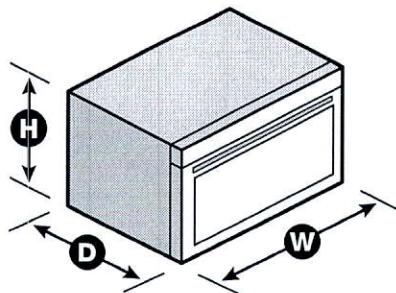
Circulates heat around the oven cavity with a 1200-watt convection element that allows baking at temperatures up to 450° F.

EasyConvect™ Conversion System

Takes the guesswork out of convection cooking by ensuring exceptional results when experimenting with new recipes or familiar favorites.

**Professionally-Inspired Design
Including Handle, Badge, Graphics,
Chrome Chamfer**

A bold blend of professionally-inspired styling with sleek touches for the home. This stunning microwave oven features Satin Textured Handles, Precision Touch Controls, a Chrome Inlaid Frame, the KitchenAid® Badge and KitchenAid Brand Medallion.



NOTE: Dimensions are for planning purposes only. For complete details, see Installation Instructions packed with product. Specifications subject to change without notice.

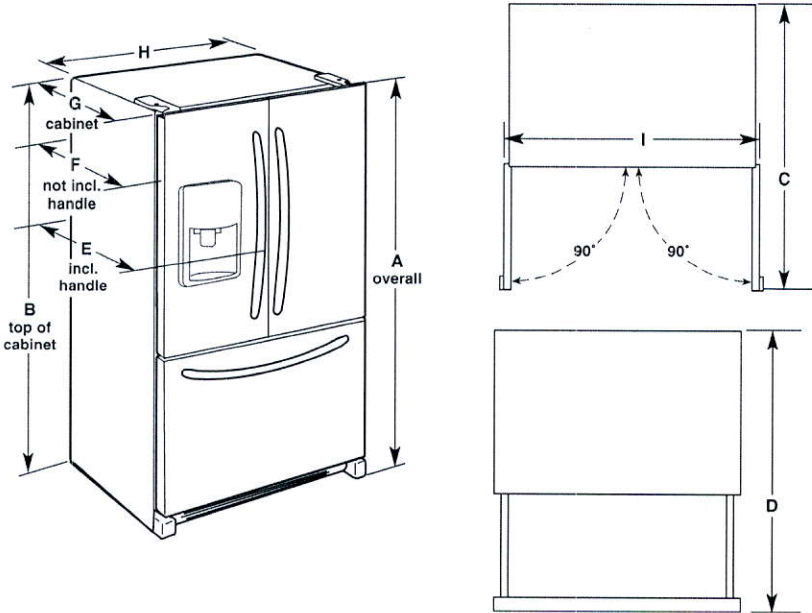
®/™ © 2020. All rights reserved. Printed in the U.S.A. D200104XXE. KMBP100ESpecSheetV01.

KitchenAid®

French Door Bottom Mount Refrigerator with Ice Dispenser

(KRFC704F, KRFC604F)

PRODUCT DIMENSIONS



| | |
|-----------------------------|---|
| Model Number | KRFC704F, KRFC604F |
| Model Size | 23.8 cu. ft. (673.9 L) |
| Height - Overall "A" | 71 ⁷ / ₈ " (182.6 cm) |
| Height - Top of Cabinet "B" | 70 ⁷ / ₈ " (180.0 cm) |
| Depth - Doors Open 90° "C" | 43 ³ / ₄ " (111.1 cm) |
| Depth - Drawer Open "D" | 45 ⁷ / ₈ " (116.5 cm) |
| Depth - With Handles "E" | 31 ¹ / ₂ " (80.0 cm) |
| Depth - Without Handles "F" | 28 ⁷ / ₈ " (73.3 cm) |
| Depth - Cabinet Only "G" | 24 ³ / ₈ " (61.9 cm) |
| Width - Cabinet "H" | 35 ⁵ / ₈ " (90.5 cm) |
| Width - Door Open 90° "I" | 43 ⁵ / ₈ " (110.8 cm) |

⚠WARNING

Electrical Shock Hazard

Plug into a grounded 3 prong outlet.

Do not remove ground prong.

Do not use an adapter.

Do not use an extension cord.

Failure to follow these instructions can result in death, fire, or electrical shock.

Electrical: A 115 V, 60 Hz., AC only, 15 or 20 A fused, grounded electrical supply is required. It is recommended that a separate circuit serving only your freezer be provided. Use an outlet that cannot be turned off by a switch. Do not use an extension cord.

Water: A cold water supply with water pressure between 35 and 120 psi (241 and 827 kPa) is required to operate the water dispenser and ice maker. If you have questions about your water pressure, call a licensed, qualified plumber.

NOTE: If the water pressure is less than what is required, the flow of water from the water dispenser could decrease or ice cubes could be hollow or irregular shaped.

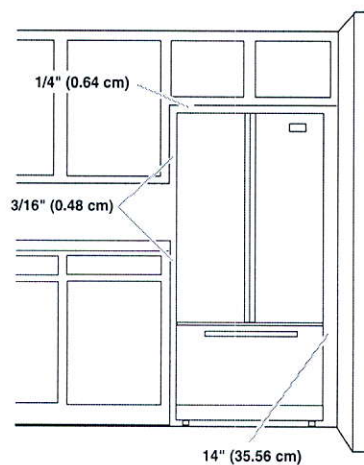

Reverse Osmosis Water Supply

IMPORTANT: The pressure of the water supply coming out of a reverse osmosis system going to the water inlet valve of the refrigerator needs to be between 35 and 120 psi (241 and 827 kPa).

If a reverse osmosis water filtration system is connected to your home cold water supply, the water pressure to the reverse osmosis system needs to be a minimum of 40 to 60 psi (276 to 414 kPa).

KitchenAid® French Door Bottom Mount Refrigerator with Ice Dispenser

LOCATION REQUIREMENTS



IMPORTANT: This refrigerator is designed for indoor and household use only.

To ensure proper ventilation for your refrigerator, allow for a 3/16" (0.48 cm) of space on each side and 1/4" (0.64 cm) space at the top. Allow for a 1" (2.54 cm) space behind the refrigerator. If your refrigerator has an ice maker, allow extra space at the back for the water line connections. When installing your refrigerator next to a fixed wall, leave a 14" (35.56 cm) minimum space between the refrigerator and wall to allow the door to swing open.

NOTE: This refrigerator is intended for use in a location where the temperature ranges from a minimum of 55°F (13°C) to a maximum of 110°F (43°C). The preferred room temperature range for optimum performance, which reduces electricity usage and provides superior cooling, is between 60°F (15°C) and 90°F (32°C). It is recommended that you do not install the refrigerator near a heat source, such as an oven or radiator.

8 Potlights

Relocate Std Breakfast Light

Gas Line for BBQ

Relocate Std Workspace Light + Add 2 Lights

Add Plug

• Larger Basement Window

• Walk-up

• 8'6" Pour

6 Potlights on Dimmer

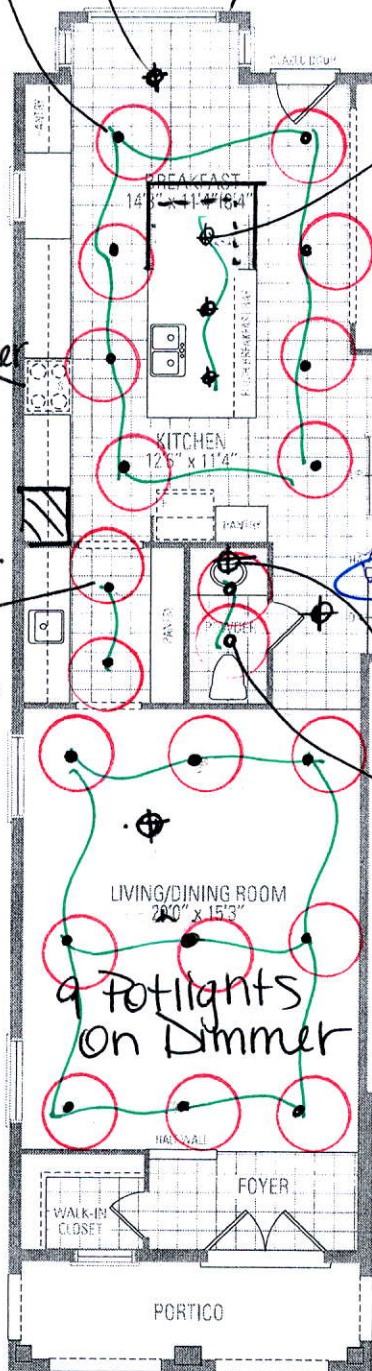
4 Potlights

Post Handrail + Pickets in lieu of half wall

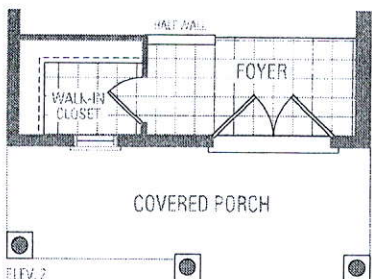
Relocate Std Light above vanity 2 Potlights

• 10' Ceiling
• Smooth Ceilings

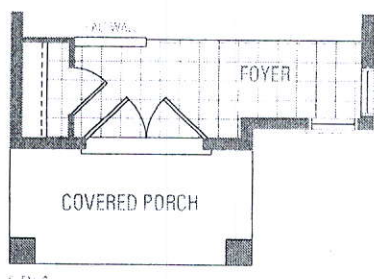
200 AMP



ELEV. 1



ELEV. 2



ELEV. 3

MAIN LEVEL



LOWER LEVEL

MOUNTAINASH SIX

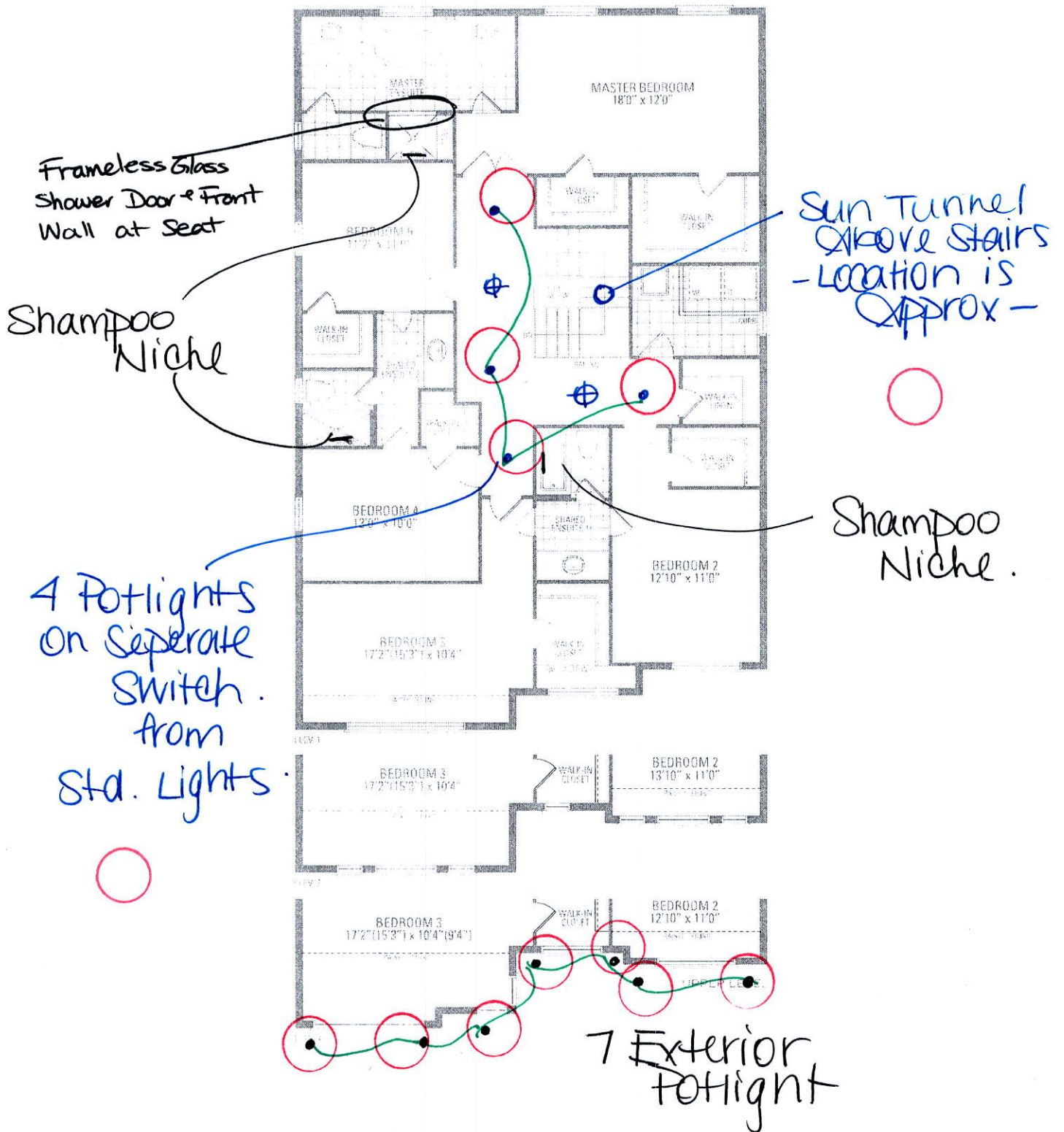
ELEV. 1 • 3,409 sq.ft. | ELEV. 2 • 3,403 s

Orientation of home may be reversed and purchaser agrees to accept the same. Steps and porches may vary at any exterior entrance ways the stated floor areas. All renderings are artist's concept. Dimensions, specifications and architectural detailing subject to modifications. Rounding



5 BEDROOM LAYOUT MOUNTAINASH SIX

ELEV. 1 • 3,409 sq.ft. | ELEV. 2 • 3,403 sq.ft. | ELEV. 3 • 3,368 sq.ft.



© 2020 Greenpark Group. All rights reserved. This document is for informational purposes only and does not constitute an offer. The actual design and construction of the project may vary from the information provided in this document. For more information, please contact your local Greenpark Group office. 1 & 2 11 May 2020



CP5