

CONSTRUCTION SUMMARY

Mountainview Heights 3 (G) - Russell Gardens Building Ltd.

PURCHASERS: SUKHJINDER SINGH and AMANDEEP SINGH

DATE: ~~RECEIVED~~

\*Revision\*

TEL:

LOT / PHASE	REG. PLAN #	HOUSE TYPE		
89 / 3	62M-1266	Valleycreek Three Elev 1		

CABINETRY

1 - CABINETRY - KITCHEN - CM11 CROWN MOULDING 04Feb21 Note:	New	★	
1 - KITCHEN - MINI STACKED UPPER CABINETRY - UPGRADE 2 04Feb21 Note:	New	★	
1 - KITCHEN CABINETRY - DIFFERENT COLOUR ISLAND - FLAT FEE 02Nov20 Note:			
1 - CABINETRY - KITCHEN - UPGRADE 2 02Nov20 Note:			
1 - VANITY - OTHER VANITY - UPGRADE 1 02Nov20 Note:			
1 - VANITY - MAIN BATHROOM - UPGRADE 1 02Nov20 Note:			
1 - VANITY - ENSUITE BATHROOM - UPGRADE 1 02Nov20 Note:			
1 - CABINETRY PROVISION - PROVISION FOR PLUG ON ISLAND (PLUG EXTRA ORDERED SEPARATELY) 02Nov20 Note:			
1 - KITCHEN - DELETE CABINETS ABOVE STOVE - VENDOR WILL SUPPLY 6 INCH VENT AS PER CONSTRUCTION SPECIFICATIONS AND VENT MAY NOT BE IN THE APPROPRIATE LOCATION FOR INSTALLATION OF PURCHASER SUPPLIED VENT - PURCHASER TO SUPPLY OWN FAN AFTER CLOSING 02Nov20 Note: TEMPORARY HOOD FAN MAY BE PROVIDED			
1 - CABINETRY - KITCHEN - LIGHT VALENCE 02Nov20 Note:			

CABINETRY ACCESSORIES

1 - KITCHEN CABINETRY BASE - BUILT-IN - MICROWAVE BASE CABINET WITH SINGLE POT DRAWER - 800MM WIDE - PRICE IS EACH - UPGRADE 2 02Nov20 Note:	
1 - PANTRY UNIT UPGRADE - TO GO FROM 300MM TO 600MM DEEP - PRICE IS PER FOOT - UPGRADE 2 02Nov20 Note:	
1 - KITCHEN CABINETRY UPPER - FULL DEPTH ABOVE FRIDGE - WITH GABLES - 600MM - PRICE IS EACH - UPGRADE 2 02Nov20 Note:	
1 - KITCHEN CABINETRY BASE - POT/PAN DRAWERS (CABINET) - UPGRADE 2 02Nov20 Note:	
1 - KITCHEN - BLU MOTION DRAWERS 02Nov20 Note:	
1 - KITCHEN - SLOW CLOSING CABINETRY 02Nov20 Note:	
1 - KITCHEN CABINETRY BASE - PULLOUT RECYCLE 4 BIN - PRICE IS EACH 02Nov20 Note:	

CONSTRUCTION SUMMARY				
Mountainview Heights 3 (G) - Russell Gardens Building Ltd.				TEL:
PURCHASERS: SUKHJINDER SINGH and AMANDEEP SINGH				
LOT / PHASE	REG. PLAN #	HOUSE TYPE		
89 / 3	62M-1266	Valleycreek Three Elev 1		
1 - KITCHEN CABINetry BASE - PULLOUT WIRE SPICE RACK - PRICE IS EACH				
02Nov20 Note:				
1 - ENSUITE 4 BATHROOM - RAISE VANITY TO 36' HEIGHT				
02Nov20 Note:				
1 - ENSUITE 2/3 BATHROOM - RAISE VANITY TO 36' HEIGHT				
02Nov20 Note:				
1 - MASTER ENSUITE BATHROOM - RAISE VANITY TO 36' HEIGHT				
02Nov20 Note:				

CERAMIC TILE

1 - DELETE ALL CERAMIC BATHROOM ACCESSORIES - DELETE TOWEL BAR, PAPER HOLDER & SOAP DISH THROUGHOUT	
02Nov20 Note:	
1 - TILE - UPGRADE 5 FLOOR TILE - - POWDER ROOM	
02Nov20 Note:	
1 - TILE - UPGRADE 5 FLOOR TILE - - LANDING	
02Nov20 Note:	
1 - TILE - UPGRADE 5 FLOOR TILE - - KITCHEN	
02Nov20 Note:	
1 - TILE - UPGRADE 5 FLOOR TILE - - FOYER	
02Nov20 Note:	

CONSTRUCTION

1 - SMOOTH CEILINGS ON FIRST FLOOR ONLY - DET	
02Nov20 Note:	
1 - SHARED ENSUITE BEDROOM 2/3 -- 5 FOOT SHOWER WITH SLIDING GLASS CHROME DOORS IN LIEU OF TUB	
04Aug20 Note:	
1 - MASTER ENSUITE – FRAMELESS GLASS SHOWER ENCLOSURE – INCLUDES CHROME KNOB AND HINGES	
04Aug20 Note: IF CONSTRUCTION PERMITS	

COUNTER TOP

1 - COUNTER TOP - UPGRADE - KITCHEN COUNTER TOP	
02Nov20 Note:	

ELECTRICAL

1 - PLUG - ELECTRICAL PLUG - FOR BUILT-IN MICROWAVE	
02Nov20 Note:	
1 - EXTERIOR PORTICO - RELOCATE STANDARD LIGHT TO SOFFIT - IF CONSTRUCTION PERMITS	
02Nov20 Note:	
1 - PLUG - ELECTRICAL PLUG - TO BE INSTALLED OVER FIREPLACE	
02Nov20 Note:	





CONSTRUCTION SUMMARY				
Mountainview Heights 3 (G) - Russell Gardens Building Ltd.				TEL:
PURCHASERS: SUKHJINDER SINGH and AMANDEEP SINGH				
LOT / PHASE	REG. PLAN #	HOUSE TYPE		
89 / 3	62M-1266	Valleycreek Three Elev 1		
1 - KITCHEN - INSTALL STANDARD 220V PLUG FOR ELECTRICAL STOVE AS WELL AS STANDARD PLUG FOR GAS STOVE 02Nov20    Note:				
1 - PLUG - ELECTRICAL PLUG - ADD TO ISLAND 02Nov20    Note:				
1 - RELOCATE STANDARD KITCHEN LIGHT TO BE CENTERED OVER ISLAND 02Nov20    Note:				
1 - KITCHEN - VALANCE LIGHTING - LED LIGHTING 02Nov20    Note:				
1 - 200 AMP ELECTRICAL SERVICE 04Aug20    Note:				
FIREPLACE AND ACCESSORIES				
1 - MANTEL - PAINTED - M6 - IN LIEU OF STANDARD MANTEL 02Nov20    Note:				
1 - GAS LINE ROUGH-IN FOR STOVE (INCLUDES ELECTRICAL OUTLET) - FIRST FLOOR 02Nov20    Note:				
HARDWOOD FLOORING				
1 - HARDWOOD - GROUP B SERIES 5 INCH - IN LIEU OF 2 1/4 INCH NATURAL RED OAK - - DINING ROOM 02Nov20    Note:				
1 - HARDWOOD - GROUP B SERIES 5 INCH - IN LIEU OF 2 1/4 INCH NATURAL RED OAK - - FAMILY ROOM 02Nov20    Note:				
PAINTING				
1 - THROUGHOUT - UPGRADE WHITE PAINT FOR TRIM, DOORS, BASEBOARDS AND FIREPLACE MANTEL 02Nov20    Note:				
PLUMBING				
1 - SINK - UNDERMOUNT SINK - TECO KITCHEN #602 02Nov20    Note:				
1 - MOEN BATHROOM ACCESSORIES - MASON CHROME - TOWEL RING #YB8086 - PRICE IS EACH 02Nov20    Note:				
1 - WATER LINE FOR FRIDGE - ROUGH-IN ONLY 02Nov20    Note:				
1 - KITCHEN - MOEN SOAP DISPENSER - CHROME FINISH - #S3948C 02Nov20    Note:				
4 - ALL BATHROOMS - MOEN BATHROOM ACCESSORIES - MASON CHROME - TOWEL BAR 24" #YB8094/YB8000 - PRICE IS EACH 02Nov20    Note:				
4 - ALL BATHROOMS - MOEN BATHROOM ACCESSORIES - MASON CHROME - PAPER HOLDER #YB8099/YB8000 - PRICE IS EACH 02Nov20    Note:				

CONSTRUCTION SUMMARY				
Mountainview Heights 3 (G) - Russell Gardens Building Ltd.				
PURCHASERS: SUKHJINDER SINGH and AMANDEEP SINGH				TEL:
LOT / PHASE 89 / 3	REG. PLAN # 62M-1266	HOUSE TYPE Valleycreek Three Elev 1		
1 - ENSUITE 2/3 BATHROOM - TOE TESTER - ADD TOE TESTER TO SHOWER 02Nov20    Note:				

PROMOTIONAL

1 - LESS BALANCE OF CREDIT FROM PURCHASER EXTRA SHEET IN OFFER 02Nov20 Note:	
1 - PARTIAL REDEMPTION OF PROMOTIONAL PACKAGE \$6,365.00 BALANCE (\$5,635.00) FORWARD TO BE USED AT A LATER DATE. ORIGINAL PROMOTIONAL PACKAGE OF \$12,000.00 AS PER SCHEDULE PE DATED MMMDDYYYY. 04Aug20 Note:	

STAIRS AND RAILINGS

1 - STAIRCASE - V GROOVE HANDRAIL 02Nov20 Note:	
1 - STAIRCASE - EUROLINE 1 IRON PICKETS - BLACK 02Nov20 Note:	
1 - STAINED STAIRS – STANDARD STAIRCASE - PRICE IS PER SET 02Nov20 Note:	

EXTRAS AS PER OFFER

10 FOOT CEILING ON MAIN LEVEL Worksheet Note:	
The Vendor agrees that notwithstanding any other term or provision in this Agreement included in the Purchase Price and in addition to those items detailed in Schedule GP to the Agreement of Purchase and Sale, the Purchaser is entitled to a credit of Two Worksheet Note:	

This Document is Extremely Time Sensitive - Printed 4 Feb 21 at 15:46



Purchasers:

SUKHJINDER SINGH & AMANDEEP SINGH

Telephone Res. / Bus:

/

Decor Advisor:

Candace Forza

Lock Date:

2-Nov-20

Property: 89

Project: Russell Gardens Building Ltd.

Model and Elevation: Valleycreek Three Elev 1

Plan #: 62M-1266

Layout Changes:

☒ Yes ☐ No

Sketch Attached:

☒ Yes ☐ No

Exterior Colour Scheme:

1. Cabinetry

	Style and Colour	Hardware
Kitchen / Breakfast	PERIMETER-SONATA SATIN SNOW ***** ISLAND-SONATA FOSIL	431SA
Laundry Room	ELISSE	Standard
Powder Room	CONTINENTAL 823 DRIFTWOOD	447SA
Master Ensuite Bathroom	RICHMOND 821 INDUSTRIAL GRAPHITE	412SB
Ensuite Bath - Bedroom 2/3	RICHMOND 821 INDUSTRIAL GRAPHITE	412SB
Ensuite Bath - Bedroom 4	RICHMOND 821 INDUSTRIAL GRAPHITE	412SB
	N/A	N/A
	N/A	N/A
	N/A	N/A

Appliances:

Built In Appliances

☒ Yes ☐ No

Slide In Stove

☐ Yes ☒ No

Dishwasher Cabinet

☐ Closed ☒ Open

41" Upper Cabinets

☒ Yes ☐ No

Please NOTE: Standard Cabinet Height is 30"

Stove Opening

NOTE: If not specified, opening will be set to builder's standard opening of approximately 30" width

Fridge Opening

NOTE: If not specified, opening will be set to builder's standard opening of approximately 37" width x 74" height

BUILT-IN MICROWAVE ONLY  
Refer to Construction Summary

\*\*

2. Counters

	Counter	Edge
Kitchen / Breakfast	QUARTZ-MISTRAL	#360 EDGE
Laundry Room	N/A	
Powder Room	LAMINATE-PORTICO MARBLE 7735-58	
Master Ensuite Bathroom	LAMINATE-CARRARA BIANCO 6696-46	
Ensuite Bath - Bedroom 2/3	LAMINATE-CARRARA BIANCO 6696-46	
Ensuite Bath - Bedroom 4	LAMINATE-CARRARA BIANCO 6696-46	
	N/A	
	N/A	
	N/A	

\*\* Refer to Construction Summary

Initials: SS AS



3. Ceramic Flooring

At a 45 Threshold-If App.

Entrance Vestibule	TILE-GOTHA DIAMOND LUX-24X24	<input type="checkbox"/>	metal strip where applicable
Main Hall	N/A	<input type="checkbox"/>	
Kitchen / Breakfast	TILE-GOTHA DIAMOND LUX-24X24	<input type="checkbox"/>	
Laundry Room	TILE-STRATA GRIGIO-13X13	<input type="checkbox"/>	
Powder Room	TILE-GOTHA DIAMOND LUX-24X24	<input type="checkbox"/>	
Master Ensuite Bathroom	TILE-ESSENZE GRIGIO-13X13	<input type="checkbox"/>	
Ensuite Bath - Bedroom 2/3	TILE-ESSENZE GRIGIO-13X13	<input type="checkbox"/>	
Ensuite Bath - Bedroom 4	TILE-ESSENZE GRIGIO-13X13	<input type="checkbox"/>	
LOWER LANDING	TILE-GOTHA DIAMOND LUX-24X24	<input type="checkbox"/>	
	N/A	<input type="checkbox"/>	
	N/A	<input type="checkbox"/>	

\*\* Refer to Construction Summary

4. Ceramic Wall Tile

Master Ensuite Bathroom	Selection	Describe
Tub Deck Wall	N/A	
Tub Deck	N/A	
Tub Deck Skirt	N/A	
Shower Stall	TILE-LUC BLANC GROENLANDIA-8X16	
Bathtub Enclosure Walls	N/A	
Ensuite Bath - Bedroom 2/3	TILE-LUC BLANC GROENLANDIA-8X16	
Ensuite Bath - Bedroom 4	TILE-LUC BLANC GROENLANDIA-8X16	
LOWER LANDING	N/A	
	N/A	
	N/A	
Kitchen Backsplash	N/A	

\*\* Refer to Construction Summary - STANDARD GROUT THROUGHOUT UNLESS SPECIFIED

5. Plumbing Fixtures

All Bathrooms

White

N/A

N/A

N/A

N/A

N/A

Whirlpool

N/A

☐ Yes

☒ No

Dishwasher Rough-In

☒ Yes

☐ No

Waterline for Fridge

☒ Yes

☐ No

\*\* Refer to Construction Summary

6. Trim Carpentry

Interior Doors	CARRARA-SMOOTH
Interior Trim	As Per Construction Specifications
Door Handles	As Per Construction Specifications
Exterior Front Door Handle	As Per Construction Specifications

\*\* Refer to Construction Summary



Purchasers: SUKHJINDER SINGH & AMANDEEP SINGH

Telephone Res. / Bus: /

Decor Advisor: Candace Forza

Lock Date: 2-Nov-20

Property: 89

Project: Russell Gardens Building Ltd.

Model and Elevation: Valleycreek Three Elev 1

Plan #: 62M-1266

7. Other Flooring

Main Hall	N/A
Living Room	N/A
Dining Room	STRIP-MIRAGE-IMAGINE COLLECTION-TRU BALANCE-RED OAK-DURAMATT-DRIFTWOOD-5"
Family Room	STRIP-MIRAGE-IMAGINE COLLECTION-TRU BALANCE-RED OAK-DURAMATT-DRIFTWOOD-5"
Den / Library / Study	N/A
Basement Landing(If Applies)	N/A
Lower Landing (If Applies)	TILE
Upper Landing	STRIP-MIRAGE-IMAGINE COLLECTION-TRU BALANCE-RED OAK-DURAMATT-DRIFTWOOD-5"
Upper Hall	LAMINATE-LEXINGTON-ROCHEFORT OAK-TL-LW1317
Master Bedroom	LAMINATE-LEXINGTON-ROCHEFORT OAK-TL-LW1317
Bedroom #2	LAMINATE-LEXINGTON-ROCHEFORT OAK-TL-LW1317
Bedroom #3	LAMINATE-LEXINGTON-ROCHEFORT OAK-TL-LW1317
Bedroom #4	LAMINATE-LEXINGTON-ROCHEFORT OAK-TL-LW1317
Bedroom #5	N/A
	N/A
	N/A
	N/A
Underpad	Type Area
	N/A N/A

\*\* Refer to Construction Summary

8. Railings and Pickets

Railing Type	V-GROOVE	Colour	MIRAGE DRIFTWOOD RED OAK
Picket Type	EUROLINE 1	Colour	BLACK
Stringer / Riser	AS PER CONSTRUCTION SPECIFICATIO	Colour	MIRAGE DRIFTWOOD RED OAK
Treads	AS PER CONSTRUCTION SPECIFICATIO	Colour	MIRAGE DRIFTWOOD RED OAK

Red Oak Stairs with Semi Gloss Finish

☒ Yes ☐ No

\*\* Refer to Construction Summary THE STAIN COLOURS OR FINISH AVAILABLE ON RISERS, TREADS, PICKETS AND RAILS (STAIRCASES), WILL NOT BE AN EXACT MATCH TO PREFINISHED HARDWOOD OR LAMINATE FLOORS.

9. Wall Paint Flat Finish

Main & Upper Hall	22 WARM GREY	Master Bedroom	22 WARM GREY
Living Room	N/A	Bedroom #2	22 WARM GREY
Dining Room	22 WARM GREY	Bedroom #3	22 WARM GREY
Kitchen / Breakfast	22 WARM GREY	Bedroom #4	22 WARM GREY
Family Room	22 WARM GREY	Bedroom #5	N/A
Powder Room	22 WARM GREY	Master Ensuite	22 WARM GREY
Laundry Room	22 WARM GREY	Ensuite Bath - Bedroom 2/3	22 WARM GREY
Den/Library	N/A	Ensuite Bath - Bedroom 4	22 WARM GREY
Trim Paint-Semi Gloss	WHITE		N/A
	N/A		N/A
	N/A		N/A

Smooth Ceilings First Floor ☒ Yes ☐ No

\*\* Refer to Construction Summary

Initials: 

S.S.

A.S.



Purchasers: SUKHJINDER SINGH & AMANDEEP SINGH

Property: 89

Telephone Res. / Bus: /

Project: Russell Gardens Building Ltd.

Decor Advisor: Candace Forza

Model and Elevation: Valleycreek Three Elev 1

Lock Date: 2-Nov-20

2-Nov-20

Plan #: 62M-1266

10. Plaster Mouldings and Medallions

Entrance Vestibule	N/A	N/A	Kitchen/Breakfast	N/A	N/A
Main Hall	N/A	N/A	Den/Library	N/A	N/A
Living Room	N/A	N/A	Lower Landing	N/A	N/A
Dining Room	N/A	N/A		N/A	N/A
Family Room	N/A	N/A			

\*\* Refer to Construction Summary

11. Fireplace

Living Room			Family Room			Other Room - Specify		
Purchased	As Per Plan	N/A	Purchased	As Per Plan	N/A	Purchased	As Per Plan	N/A
<input type="radio"/>	<input type="radio"/>	<input checked="" type="radio"/>	<input type="radio"/>	<input checked="" type="radio"/>	<input type="radio"/>	<input type="radio"/>	<input type="radio"/>	<input checked="" type="radio"/>

Fireplace Type	N/A	FLAT ON WALL	N/A
Mantle Type	N/A	MANTLE M6	N/A
Colour / Stain	N/A	WHITE	N/A
Surround	N/A	GRIGIO CARNICO	N/A
Hearth	N/A	NO	N/A

\*\* Refer to Construction Summary

12. Heating and Air Conditioning

Air Conditioning	NO	Gas Provisions Stove	YES
Gas Provisions Dryer	NO	Gas Provisions Barbecue	NO
Comment			

\*\* Refer to Construction Summary

13. Electrical

Plugs and Switches	<input checked="" type="radio"/> White	DECOR	Above Kitchen Cabinet Light	<input checked="" type="radio"/> Yes	<input type="radio"/> No
Hood Fan	STANDARD WHITE TEMP.		Below Kitchen Cabinet Light	<input type="radio"/> Yes	<input checked="" type="radio"/> No
Appliances	Built in Cooktop	Built in Oven	Gas Stove	Microwave	
	<input type="radio"/> Yes <input checked="" type="radio"/> No	<input type="radio"/> Yes <input checked="" type="radio"/> No	<input checked="" type="radio"/> Yes <input type="radio"/> No	<input checked="" type="radio"/> Yes <input type="radio"/> No	
Dishwasher Rough-in	Yes				

\*\* Refer to Construction Summary

14. General Comments

\*\* Refer to Construction Summary

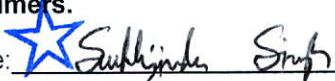
Disclaimers and Notes


1) Colours of all materials are as close as possible to builder's selection, but not necessarily identical due to variances in manufacturing.

2) Any extras listed above are null and void unless accompanied by a separate invoice/amendment. Said invoice must be paid in full.

3) The Purchaser agrees that this colour selection is final and that no changes will be permitted, unless required by the Vendor.

4) The Purchaser acknowledges reading and accepting document which contains other miscellaneous disclaimers.

Signature:  Date: 02/11/2020

Signature:  Date: 02/11/2020



FRIGIDAIRE  
GALLERY.


CGMO226NUF

Frigidaire Gallery 2.2 Cu.  
Ft. Built-In Microwave


AVAILABLE  
COLORS

PRODUCT DIMENSIONS


Height	13-5/8"
Width	24-7/16"
Depth	19-5/8"



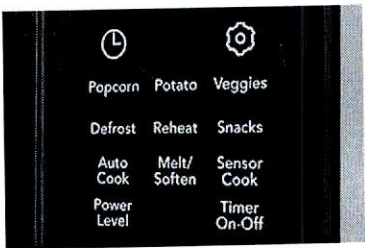
SIGNATURE FEATURES




**Fits-More™ Microwave**  
Extra-large microwave provides 2.2 cu. ft. of cooking space.



**Sensor Cooking Options**  
Microwave automatically adjusts power levels and cooking times to cook a variety of items, effortlessly.



**Over 30 Setting Options**  
Offers multiple settings to meet your cooking needs, including chicken nuggets and snacks.



**One-Touch Options**  
Our microwaves feature easy-to-use one-touch buttons so you can cook baked potatoes, popcorn or even add 30 seconds with the touch of a button.

MORE EASY-TO-USE  
FEATURES

**Effortless™ Reheat**  
Reheat almost anything at the touch of a button.

**One-Touch Keep Warm Setting**  
Just one touch of a button keeps food warm until everything - and everyone - is ready.

**Built-in Trim Kit**  
Optional trim kit available in stainless and black stainless steel trim in 27" or 30" diameter.

**Smudge-Proof™ Stainless Steel**  
Resists fingerprints and cleans easily.

frigidaire.com/frigidaire.ca



CGMO226NUF  
Frigidaire Gallery 2.2 Cu. Ft.  
Built-In Microwave

General Specifications

Product Weight (lbs)	44
Shipping Weight (lbs)	49
Power Type	Electric
Size	2.2 Cu. Ft.
Installation Type	Built-In
Collection	Frigidaire Gallery

Auto Feature Specifications

Auto Cook Options	4 Options - Bacon Dinner Plate Frozen Entrée Rice
Defrost - Keep Warm	Yes
Auto Defrost Options	6 Options (Ground Meat Steaks/Chops/Fish Chicken Pieces Roast Casserole Soup)
Melt/Soften Options	4 Options - Melt Butter Melt Chocolate Soften Ice Cream Soften Cream Cheese
Auto Reheat Options	3 Options - Fresh Rolls Frozen Rolls Pasta
Snack Menu Options	4 Options - Frozen Microwave Pizza (6-8 oz.) Hot Dog 1-6 Meal in a Cup Frozen Kids Meal

Microwave Oven Specifications

Frequency (MHZ)	2450
Turntable Diameter	16.5"
Watts	1100

Capacities

Total Capacity - Cu. Ft.	2.2
--------------------------	-----

Sensor Feature Specifications

Baked Potato	Yes
Chicken Nuggets	No
Popcorn Button	Yes
Reheat Button	Yes
Cook Options	4 Options - Frozen Entrees Ground Meat Fish/Seafood Chicken Breast
Snack Button	Yes
Vegetable Cook	Frozen and Fresh Veggies

User Modes

On/Off Signal	On / Off
Auto Start	Yes
Child Lock	Yes
Clock	Yes
Language (Eng/Fr/Sp)	Yes
User Preferences	Yes
Selectable Weight (lb/kg)	Yes
Demo Mode	Yes

Dimensions: Exterior

Depth	19-5/8"
Height	13-5/8"
Width	24-7/16"

Electrical Specifications

Amps @ 120 Volts	14.2
Connected Load @ 120V	1.7
Connection Location	Right Rear Top
Voltage Rating	120V 60Hz

General Specifications

ProductLaunch	NA
BrandFamilyFrigidaireGallery	Yes

Controls

Add 30 Seconds	With Start pad
Numeric Touch Pad	Yes
Power Levels	High / 1-9
Quick Settings - Time	Yes 1 - 9
Turntable On/Off	No
Touch Pad Buttons	25
Display Type	LED
Timer Function	Yes
Electronic Clock	Yes
Stop/Cancel Button	Yes
Timer Format	99:99 (MM:SS)
Display Color	White
Control Type	Acrylic Touch
Start Button	Yes with 30 sec add feature

Internal Dimensions

Microwave Interior Depth	19-1/8"
Microwave Interior Heigh	11-1/4"
Microwave Interior Width	17-7/8"

**Note:** For planning purposes only. Always consult local and national electric, gas and plumbing codes. Refer to Product Installation Guide for detailed installation instructions on the web at [frigidaire.com](http://frigidaire.com) / [frigidaire.ca](http://frigidaire.ca).  
**Specifications subject to change.** Accessories information available on the web at [frigidaire.com](http://frigidaire.com) / [frigidaire.ca](http://frigidaire.ca)

FRIGIDAIRE

USA • 10200 David Taylor Drive • Charlotte, NC 28262 • 1-800-FRIGIDAIRE • [frigidaire.com](http://frigidaire.com)  
CANADA • 5855 Terry Fox Way • Mississauga, ON L5V 3E4 • 1-800-265-8352 • [frigidaire.ca](http://frigidaire.ca)

CGMO226NUF  
©2017 Electrolux Home Products, Inc.




# NX60T8511SS

**SAMSUNG**

## Samsung Front Control Slide-in Gas Range with Air Fry

6.0 cu. ft. Capacity



### Signature Features

#### Air Fry

- Cooking just got healthier with new Air Fry mode.\* Using little to no oil, you can quickly prepare your favorite fried foods right in your oven. Air Fry tray included.

\*As compared to deep frying.

#### Convection

- Powerful convection saves you time by cooking food fast and more evenly. Perfect for baking and roasting.

#### Fingerprint Resistant Finish


- Fingerprint resistant, for an everyday beautiful finish.

### Available Colors

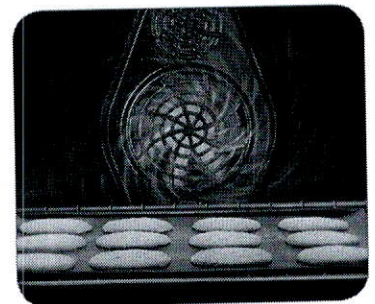
 Fingerprint Resistant  
Stainless Steel (shown)

 Fingerprint Resistant  
Black Stainless Steel

 Fingerprint Resistant  
Tuscan Stainless Steel



Air Fry



Convection

### Features

- Air Fry, Tray Included
- Convection
- Fingerprint Resistant Finish
- 18K BTU Dual Ring Brass Power Burner
- Aluminum Griddle
- Large Oven Capacity – 6.0 cu. ft.
- Glass Touch Controls
- Ready2Fit™ Guarantee
- Edge-to-Edge Grates
- Storage Drawer

- Flexible Cooktop:  
Five Burner Cooktop
  - Right Front: 18K BTU
  - Left Front: 16K BTU
  - Right Rear: 5K BTU
  - Left Rear: 9.5K BTU
  - Center (Oval): 10K BTU

### Convenience

- Wi-Fi Connectivity
- Voice-Enabled
- Convection Auto Conversion
- Self Clean
- Child Safety Lock
- Delay Start
- Auto Oven Light
- Kitchen Timer
- Sabbath Mode



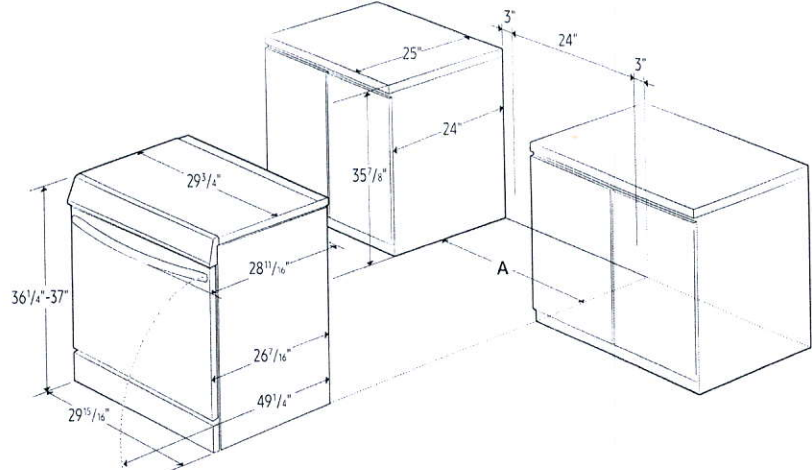
# NX60T8511SS

SAMSUNG

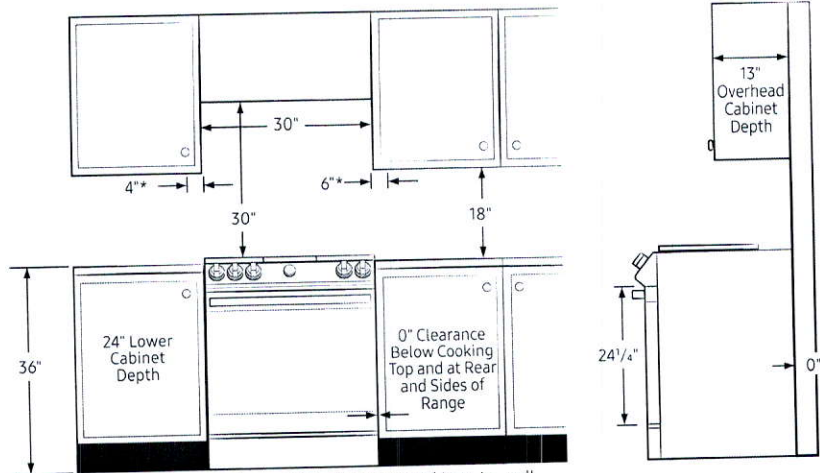
## Samsung Front Control Slide-in Gas Range with Air Fry

6.0 cu. ft. Capacity

### Installing Your Range



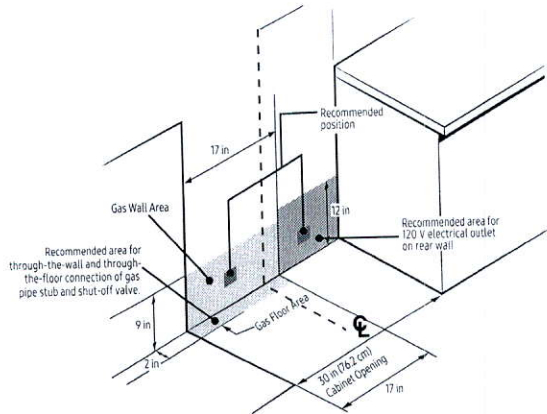
A: Cabinet opening 30"  
**IMPORTANT:** If your cabinets are over 37" high, you must install this range on a hard, heat-resistant support that raises the surface of the range so that it is about even with the countertop.



\*Side clearance above cooking surface to any objects, i.e., wall.

**IMPORTANT:** Consult with Installation Manual for detailed instructions before installing.  
All ranges must be installed with the Anti-Tip device that is included.

### Recommended Locations for Gas Piping and Electrical Outlets



Actual color may vary. Design, specifications, and color availability are subject to change without notice. Non-metric weights and measurements are approximate.  
©2020 Samsung Electronics America, Inc. 85 Challenger Road, Ridgefield Park, NJ 07660. Tel: 800-SAMSUNG. samsung.com. Samsung is a registered trademark of Samsung Electronics Co. Ltd.

**Power Source**  
120V/60Hz/20A

**Total Power (BTU)**  
58,500 BTU

### Black Enamel 5-Burner Cooktop

- Right Front: 18K BTU
- Left Front: 16K BTU
- Right Rear: 5K BTU
- Left Rear: 9.5K BTU
- Center (Oval): 10K BTU

### Oven

- Capacity: 6.0 cu. ft.
- Convection Bake
- Convection Roast
- Bake
- Variable Broil: Low/High
- Air Fry
- Bread Proof
- Dehydrate

### Warranty

One (1) Year Parts and Labor

### Product Dimensions & Weight (WxHxD)

Oven Interior Dimensions:

24<sup>13</sup>/<sub>16</sub>" x 21<sup>5</sup>/<sub>8</sub>" x 19<sup>5</sup>/<sub>8</sub>"

Outside Net Dimensions:

29<sup>15</sup>/<sub>16</sub>" x 36<sup>1</sup>/<sub>4</sub>-37" (Adjustable) x 28<sup>11</sup>/<sub>16</sub>"

Weight: 208 lbs

### Shipping Dimensions & Weight (WxHxD)

Dimensions:

33<sup>1</sup>/<sub>16</sub>" x 41<sup>3</sup>/<sub>4</sub>" x 30<sup>5</sup>/<sub>16</sub>"

Weight: 234 lbs

Color	Model #	UPC Code
Fingerprint Resistant Stainless Steel	NX60T8511SS	887276409245
Fingerprint Resistant Black Stainless Steel	NX60T8511SG	887276409238
Fingerprint Resistant Tuscan Stainless Steel	NX60T8511ST	887276409252





We're here to get you what you need.

Shop online for pickup or delivery, or visit us in-store for a safe shopping and service experience. [Learn more](#) >

[Order Status](#) [Blog](#) [Best Buy Business](#) [Français](#)

Search Best Buy


[Stores](#) [Account](#) [Cart](#)

[Shop](#) [Brands](#) [Deals](#) [Services](#)


[Home](#) > [Appliances](#) > [Major Appliances](#) > [Ranges, Cooking & Ventilation](#) > [Range Hoods](#) >  
[Product Details](#)

# ROXON 900 CFM 30 Inches Range Hood Stainless Steel Wall Mounted Kitchen Exhaust Fan Style RXN-W17-30

★★★★☆ 4.4 (8 Reviews) [Write your review](#) > **Model Number:** RXN-W17-30 **Web Code:** 13377836



1 of 7



\$849<sup>00</sup>

[Add to Cart](#)

Type of Venting	External
Diameter of Duct (Inches)	6
Airflow (Cubic Feet/Minute)	900 cu ft/min
Minimum Sound Output (dB)	25 dB
Number of Fan Speed	3

Dimensions

Width (Inches)	30 in
Height (Inches)	50 in
Depth (Inches)	22 in
Weight	24 kg

Warranty

Seller's Warranty - Parts	2 Years
Seller's Warranty - Labour	2 Years


- Main Unit- Duct pipe 6"- Mounting Kit- Three baffle Filters- Two LED Light bulbs (Installed)

Ratings

4.4     

Based on 8 ratings

Rating Breakdown

5 	6
4 	1
3 	0



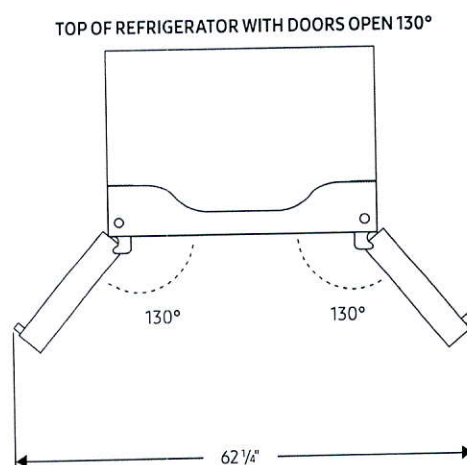
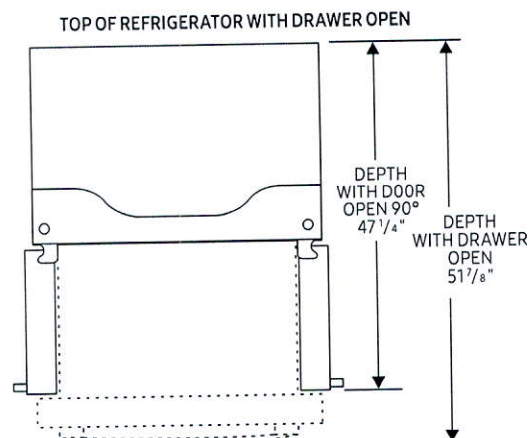
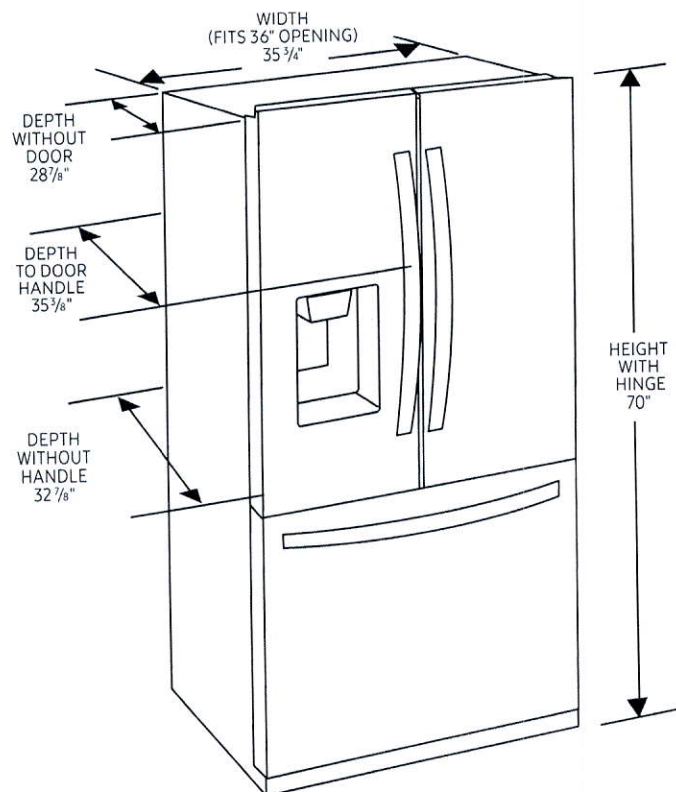
# 27 cu. ft. French Door

## MODEL RF27T5201 DIMENSIONS

**SAMSUNG**

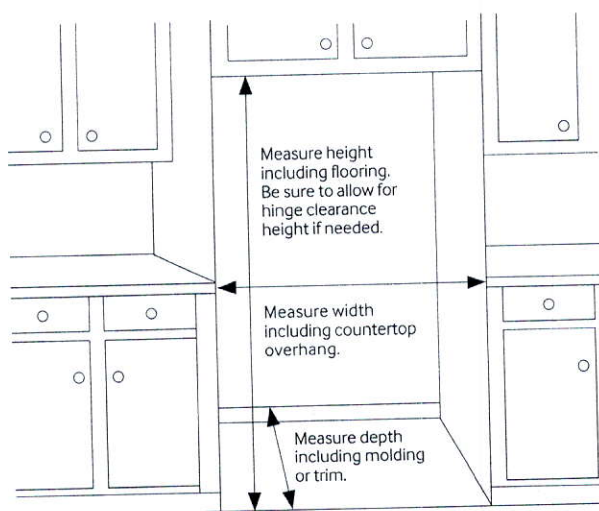
### Be sure your new fridge will fit

Don't wait until delivery to be sure your new refrigerator will fit – both in your kitchen and through all doorways. This guide includes all pertinent measurements and clearances so you can buy with confidence.



### Standard-Depth Refrigerator

Standard-depth refrigerators typically measure 30 to 35 inches in depth, as opposed to counter-depth refrigerators that sit flush with cabinetry.



### Installation clearances

- ✓ Allow 3.75" of clearance when installing along a wall. This will allow for the door to open 90 degrees without the handle contacting the wall.
- ✓ Allow 2" minimum clearance at rear for proper air circulation and water/electrical connections.
- ✓ Allow a 3/8" minimum clearance at sides and top for ease of installation.

**For optimal usage and ability to open refrigerator doors completely, do not install next to a wall.**

*Please note: The above dimension and cutout information is for planning purposes only. For complete installation details, consult manual packed with product, or download manual online at [samsung.com](http://samsung.com).*


### Walk the delivery route

- ✓ Identify the narrowest opening that the appliance will travel, from outside the home to the location where it will be installed.
- ✓ Appliance depth or width must be smaller than the width of the narrowest opening.

# DW80R9950

**SAMSUNG**

Samsung Linear Wash 39 dBA Dishwasher



## Signature Features

### Linear Wash System

- AquaBlast™ jets provide corner to corner coverage for superior cleaning.

### Whisper Quiet Cleaning

- Less noise and less disturbance with virtually silent wash cycles at 39 dBA.

### AutoRelease™ Door

- At the end of a cycle, the door automatically opens to circulate air and improve drying performance.

## Available Colors




Fingerprint Resistant  
Stainless Steel (shown)




Fingerprint Resistant  
Black Stainless Steel



Fingerprint Resistant  
Tuscan Stainless Steel



Linear Wash System



AutoRelease™ Door

## Features

- Flexible 3rd Rack
- Fingerprint Resistant Stainless Finish
- Zone Booster™
- Touch Control
- Quiet Operation: 39 dBA
- Wi-Fi Connectivity
- 7 Wash Cycles
- 8 Options
- Half-Load Cycle
- Express Cycle: 60 Minutes
- One-Touch Adjustable Racking System
- Full Stainless Steel Interior
- 15 Place Settings
- 3 Spray Wash Arms  
(Upper, Middle, Lower)

## Convenience

- LED Time Display
- Control Lock
- Delay Start
- Digital Leak Sensor

## Rating

ENERGY STAR®-rated:  
239 kWh/yr

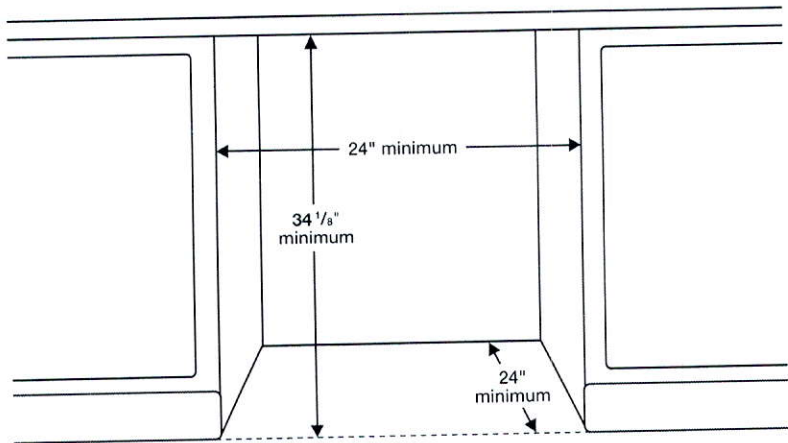


# DW80R9950

Samsung Linear Wash 39 dBA Dishwasher

SAMSUNG

## Installation Specifications



### Features

- 7 Wash Cycles: Auto, Normal, Heavy, Delicate, Express 60, Rinse Only, Self Clean
- 8 Options: Half-Load Wash (Lower Rack), Zone Booster™ (Left), Speed Booster, Hi-Temp Wash, Sanitize (Anti-bacterial – NSF), Delay Start, Control Lock, Smart Control (Wi-Fi App)
- AutoRelease™ Door
- Hidden Heat Element
- Stainless Steel Interior Tub

### Convenience

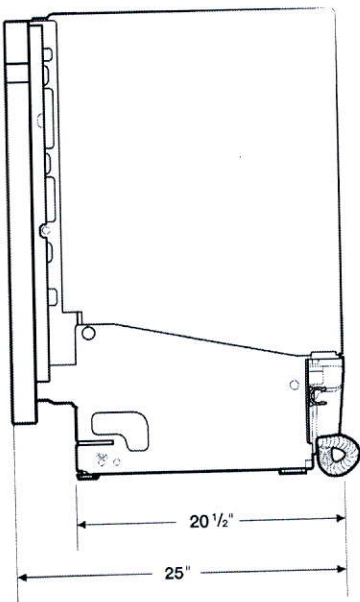
- Control Lock
- Digital Water Leakage Sensor
- Flexible Third Rack
- One-Touch Adjustable Racking System
- Silverware Basket
- Upper Rack: Foldable Cup Shelves, 2 Adjustable Tines
- Lower Rack: Fold-Down Tines

### Warranty

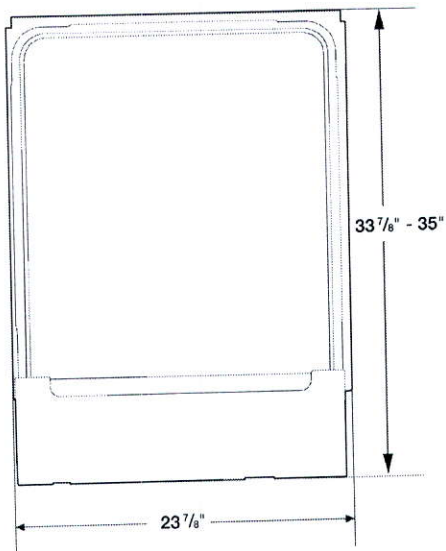
One (1) Year All Parts and Labor  
Five (5) Year Limited on Printed Circuit Board and Interior Nylon Racks

## Dimensions

Side View



Rear View



### Product Dimensions & Weight (WxHxD)

Dimensions (height is adjustable):  
23<sup>7</sup>/<sub>8</sub>" x 33<sup>7</sup>/<sub>8</sub>" – 35" x 25"

Weight: 95 lbs

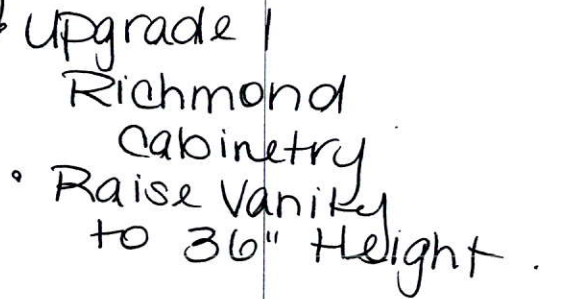
### Shipping Dimensions & Weight (WxHxD)

Dimensions:  
26" x 34<sup>3</sup>/<sub>4</sub>" x 29<sup>3</sup>/<sub>4</sub>"

Weight: 101 lbs

Color	Model #	UPC Code
Fingerprint Resistant Stainless Steel	DW80R9950US	887276296647
Fingerprint Resistant Black Stainless Steel	DW80R9950UG	887276296623
Fingerprint Resistant Tuscan Stainless Steel	DW80R9950UT	887276320137

- Upgrade 2 Sonata Cabinetry
- 2nd colour Cabinet on island
- Light Valance
- Blu motion Drawers
- Slow Closing Cabinetry
- Quartz countertop w/ Undermount Sink
- mini-Stacked uppers
- arm II moulding.



55

A.S

<p>W W D T H _____ W H G H T _____ W C N T _____</p> <p>F L O O R H G H T _____ D O O R H G H T _____</p> <p>S T C E N T _____ 2 X 4 _____ V E N T B O X C O V E R _____</p>		<p>CT=</p> <p><i>S e l b a I n d u s t r i e s</i></p> <p>J # _____</p> <p><small>This drawing is the intellectual property of SELBA INDUSTRIES INC. and is an original design which must not be released or copied unless applicable fee has been paid or job order placed.</small></p> <p>CHA FED</p> <p>DESIGNER: KS DATE: MAY 13 20</p>	<p>JOB NUMBER: _____</p> <p>BUILDER: GREENPARK</p> <p>SITE: RUSSELL GARDENS PH.3</p> <p>MODEL: VALLEYCREEK 3X EL 1,2,3</p> <p>LOT #: _____</p>
--	--	---	--



Relocate Std Light Above Island

Obs Line for stove 220V Plug Std Plug

Plug for Built-In micro

Plug on island

Plug Above Fireplace

Frameless Glass shower Enclosure

shower

Relocate Std Light to Soffit

• 10' Ceiling  
• Smooth Ceilings

200 AMP

S.S. A.S.

Lot 89 Russell Gardens III  
VALLEYCREEK THREE ELEV. 1 • 2,772 sq.ft. | ELEV. 2 • 2,773 sq.ft. | ELEV. 3 • 2,758 sq.ft.

Orientation of home may be reversed and purchaser agrees to accept the same. Steps and porches may vary at any distance entrance ways for a grading variance. Actual usable floor space may vary from the stated floor area. All drawings are a site concept. Dimensions, construction and architectural detailing subject to change without notice. Builder and engineering details may vary due to change. E & D. B. May 2020

