

CONSTRUCTION SUMMARY

Mountainview Heights 3 (G) - Russell Gardens Building Ltd.

PURCHASERS: RAHILA MUSHARRAF USMANI and ALI MUSHARRAF USMANI

TEL: RES.: 647-400-9786

LOT / PHASE 232 / 3	REG. PLAN # 62M-1266	HOUSE TYPE Mountainash Four (4 Bedroom) Elev 3		
------------------------	-------------------------	---------------------------------------------------	--	--

CABINETRY

1 - KITCHEN CABINETRY - TWO COLOUR KITCHEN - FLAT FEE 16Feb21 Note:	
1 - KITCHEN - DELETE CABINETS ABOVE STOVE - VENDOR WILL SUPPLY 6 INCH VENT AS PER CONSTRUCTION SPECIFICATIONS AND VENT MAY NOT BE IN THE APPROPRIATE LOCATION FOR INSTALLATION OF PURCHASER SUPPLIED VENT - PURCHASER TO SUPPLY OWN FAN AFTER CLOSING 16Feb21 Note: TEMPORARY HOOD FAN MAY BE PROVIDED	
1 - CABINETRY - KITCHEN - LIGHT VALENCE - NO ELECTRICAL 16Feb21 Note:	

CABINETRY ACCESSORIES

1 - CABINETRY FEE FOR FLUSH CUTOUT ON WALL OVEN/MICROWAVE COMBO CABINET ONLY 26Feb21 Note:	
6 - KITCHEN CABINETRY ACCESSORY - GLASS SHELVES - STRAIGHT - INSTALLED IN GLASS CABINETRY 16Feb21 Note:	
1 - PANTRY UNIT UPGRADE - TO GO FROM 300MM TO 600MM DEEP - PRICE IS PER FOOT - STANDARD 16Feb21 Note:	
1 - KITCHEN CABINETRY UPPER - FULL DEPTH ABOVE FRIDGE - WITH GABLES - 600MM - PRICE IS EACH - STANDARD 16Feb21 Note:	
1 - KITCHEN CABINETRY BASE - PULLOUT RECYCLE 2 BIN - PRICE IS EACH 16Feb21 Note:	
1 - KITCHEN CABINETRY BASE - PULLOUT WIRE SPICE RACK - PRICE IS EACH 16Feb21 Note:	
1 - KITCHEN CABINETRY - BUILT-IN MICROWAVE/OVEN COMBO - STANDARD 16Feb21 Note:	
1 - KITCHEN CABINETRY BASE - COOKTOP CABINET WITH POT DRAWERS (2 DRAWERS) - STANDARD 16Feb21 Note:	
2 - KITCHEN CABINETRY UPPER - GLASS DOOR - GROUP 1 - CORD GLK340 GLASS - FINISHED INTERIOR - FITS TALL UPPER CABINETS - STANDARD 16Feb21 Note:	
2 - KITCHEN CABINETRY UPPER – GLASS DOOR FOR MINI UPPER – GROUP 1 - CORD GLK340 GLASS – STANDARD CABINETRY 16Feb21 Note:	
1 - KITCHEN CABINETRY – MINI STACKED UPPER CABINETS – STANDARD CABINETRY 16Feb21 Note: PURCHASERS ACKNOWLEDGE AND ACCEPT WITHOUT A CROWN MOULDING THERE WILL BE A GAP BETWEEN MINI STACKED UPPERS AND CEILING	

CERAMIC TILE

1 - DELETE ALL CERAMIC BATHROOM ACCESSORIES - DELETE TOWEL BAR, PAPER HOLDER & SOAP DISH THROUGHOUT 16Feb21 Note:	
1 - TILE - UPGRADE 3 FLOOR TILE - - SIDE HALL 16Feb21 Note:	

RECEIVED
MAR 01 2021

CONSTRUCTION SUMMARY				
Mountainview Heights 3 (G) - Russell Gardens Building Ltd.				
PURCHASERS: RAHILA MUSHARRAF USMANI and ALI MUSHARRAF USMANI			TEL: RES.: 647-400-9786	
LOT / PHASE	REG. PLAN #	HOUSE TYPE		
232 / 3	62M-1266	Mountainash Four (4 Bedroom) Elev 3		
1 - TILE - UPGRADE 3 FLOOR TILE - - POWDER ROOM				
16Feb21 Note:				
1 - TILE - UPGRADE 3 FLOOR TILE - - KITCHEN				
16Feb21 Note:				
1 - TILE - UPGRADE 3 FLOOR TILE - - FOYER				
16Feb21 Note:				
CONSTRUCTION				
1 - LIVING/DINING ROOM - WAFFLE CEILING - 9 BOXES - SMOOTH CEILING INSIDE BOXES				
16Feb21 Note:				
ELECTRICAL				
1 - BUILT IN OVEN AND COOKTOP PROVISION - PROVISION ONLY - ELECTRICAL ONLY				
16Feb21 Note:				
1 - 200 AMP ELECTRICAL SERVICE				
16Feb21 Note:				
1 - RELOCATE STANDARD KITCHEN LIGHT TO BE CENTERED OVER ISLAND				
16Feb21 Note:				
1 - PLUG - ELECTRICAL PLUG - TO BE INSTALLED OVER FIREPLACE				
16Feb21 Note:				
FIREPLACE AND ACCESSORIES				
1 - GAS LINE ROUGH-IN FOR STOVE (INCLUDES ELECTRICAL OUTLET) - FIRST FLOOR				
16Feb21 Note:				
HARDWOOD FLOORING				
1 - LAMINATE – UPGRADE TO PARKLANE SERIES IN LIEU OF STANDARD LAMINATE				
16Feb21 Note:				
1 - HARDWOOD - GROUP B SERIES 5 INCH - IN LIEU OF 2 1/4 INCH NATURAL RED OAK - - MAIN HALL				
16Feb21 Note:				
1 - HARDWOOD - GROUP B SERIES 5 INCH - IN LIEU OF 2 1/4 INCH NATURAL RED OAK - - LIVING AND DINING ROOM				
16Feb21 Note:				
1 - HARDWOOD - GROUP B SERIES 5 INCH - IN LIEU OF 2 1/4 INCH NATURAL RED OAK - - LIBRARY/DEN				
16Feb21 Note:				
1 - HARDWOOD - GROUP B SERIES 5 INCH - IN LIEU OF 2 1/4 INCH NATURAL RED OAK - - FAMILY ROOM				
16Feb21 Note:				
MIRRORS AND GLASS				
1 - ALL ENSUITE BATHROOMS - DELETE STANDARD MIRRORS - DO NOT INSTALL				
16Feb21 Note:				
1 - MASTER ENSUITE – FRAMELESS GLASS SHOWER ENCLOSURE – INCLUDES CHROME KNOB AND HINGES				
16Feb21 Note:				

CONSTRUCTION SUMMARY				
Mountainview Heights 3 (G) - Russell Gardens Building Ltd.				
PURCHASERS: RAHILA MUSHARRAF USMANI and ALI MUSHARRAF USMANI			TEL: RES.: 647-400-9786	
LOT / PHASE	REG. PLAN #	HOUSE TYPE		
232 / 3	62M-1266	Mountainash Four (4 Bedroom) Elev 3		

PLUMBING

1 - MOEN BATHROOM ACCESSORIES - MASON CHROME - TOWEL RING #YB8086 - POWDER ROOM 16Feb21 Note:	
3 - MOEN BATHROOM ACCESSORIES - MASON CHROME - TOWEL BAR 24" #YB8094/YB8000 - ALL ENSUITE BATHROOMS 16Feb21 Note:	
4 - MOEN BATHROOM ACCESSORIES - MASON CHROME - PAPER HOLDER #YB8099/YB8000 - ALL BATHROOMS 16Feb21 Note:	
4 - HOT WATER VALVE NEXT TO TOILET - ALL BATHROOMS 16Feb21 Note:	
1 - WATER LINE FOR FRIDGE - ROUGH-IN ONLY 16Feb21 Note:	

PROMOTIONAL

1 - LESS CREDIT FROM PURCHASER EXTRA SHEET IN OFFER 16Feb21 Note:	
----------------------------------------------------------------------	--

STAIRS AND RAILINGS

1 - STAIRCASE - EUROLINE 1 IRON PICKETS - BLACK 16Feb21 Note:	
1 - STAINED STAIRS – STANDARD STAIRCASE - PRICE IS PER SET 16Feb21 Note:	

EXTRAS AS PER OFFER

(1) The Vendor agrees that notwithstanding any other term or provision in this Agreement included in the Purchase Price and in addition to those items detailed in Schedule GP to the Agreement of Purchase and Sale, the Purchaser is entitled to a credit of Worksheet Note:	
10 foot ceiling height on Main Floor. The Purchaser acknowledges that as a result of the increased ceiling height from the Vendor's standard ceiling height, various modifications to the interior and exterior of the dwelling unit may be made, including bu Worksheet Note:	
Purchase Price includes 4 enlarged basement windows, and the obligation to construct the house with the enlarged basement windows is subject to the Vendor's approval, in its sole and unfettered discretion The Purchaser acknowledges and agrees that the lo Worksheet Note:	
Purchase Price includes a walk up from the basement to the rear of the dwelling unit, and the obligation to construct the house with the walk up is subject to the Vendor's approval, in its sole and unfettered discretion. The Purchaser acknowledges and ag Worksheet Note:	
REMOVE DOOR, OVERHANG ABOVE DOOR AND SIDE WALL IN SHARED ENSUITE LOCATION AS PER SKETCH DATED AUGUST 09, 2020. Worksheet Note:	
PURCHASER(S) ACKNOWLEDGES THAT THE PURCHASE PRICE IS INCLUSIVE OF ALL CREDITS AND PROMOTIONAL PACKAGES AVAILABLE AT TIME OF PURCHASE. Worksheet Note:	

Purchasers: RAHILA MUSHARRAF USMANI & ALI MUSHARI

Property: 232

Telephone Res. / Bus: (647) 400-9786 /

Project: Russell Gardens Building Ltd.

Decor Advisor: Candace Forza

Model and Elevation: Mountainash Four (4 Bedroom) Elev 3

Lock Date: 16-Feb-21

16-Feb-21

Plan #: 62M-1266

Layout Changes: ☒ Yes ☐ No

Sketch Attached: ☒ Yes ☐ No

Exterior Colour Scheme:

1. Cabinetry

	Style and Colour	Hardware
Kitchen / Breakfast	BASE AND ISLAND-DORAL H3081 HACIENDA BLACK***UPPERS-DORAL W-500	431SA
Laundry Room	ELISSE	Standard
Powder Room	DORAL H3453 LAVA GREY FLEETWOOD	447SA
Master Ensuite Bathroom	DORAL W-500	447SA
Ensuite Bath - Bedroom 2/3	DORAL H3078 HACIENDA WHITE	431SA
Ensuite Bath - Bedroom 4	DORAL H3078 HACIENDA WHITE	431SA
	N/A	N/A
	N/A	N/A
	N/A	N/A

Appliances:

Built In Appliances ☒ Yes ☐ No

Slide In Stove ☐ Yes ☒ No

Dishwasher Cabinet ☐ Closed ☒ Open

41" Upper Cabinets ☒ Yes ☐ No

Please NOTE: Standard Cabinet Height is 30"

Stove Opening

NOTE: If not specified, opening will be set to builder's standard opening of approximately 30" width

Fridge Opening

NOTE: If not specified, opening will be set to builder's standard opening of approximately 37" width x 74" height

** Refer to Construction Summary

2. Counters

	Counter	Edge
Kitchen / Breakfast	LAMINATE-PORTICO MARBLE 7735-58	
Laundry Room	N/A	
Powder Room	LAMINATE-WHITE TIGRIS 4783-60	
Master Ensuite Bathroom	LAMINATE-PEWTER P-999CA	
Ensuite Bath - Bedroom 2/3	LAMINATE-INUK SHUK GREY P-344 LM	
Ensuite Bath - Bedroom 4	LAMINATE-INUK SHUK GREY P-344 LM	
	N/A	
	N/A	
	N/A	

** Refer to Construction Summary

Initials:

Rm

MM

Purchasers:

Telephone Res. / Bus:

Decor Advisor:

Lock Date:

RAHILA MUSHARRAF USMANI & ALI MUSHARI

(647) 400-9786 /

Candace Forza

16-Feb-21

Property: 232

Project: Russell Gardens Building Ltd.

Model and Elevation: Mountainash Four (4 Bedroom) Elev 3

Plan #: 62M-1266

16-Feb-21

3. Ceramic Flooring

At a 45 Threshold-If App.

Entrance Vestibule	TILE-LITIUM PEARL POLISHED-24X24	<input type="checkbox"/>	metal strip where applicable
Main Hall	STRIP	<input type="checkbox"/>	
Kitchen / Breakfast	TILE-LITIUM PEARL POLISHED-24X24	<input type="checkbox"/>	
Laundry Room	TILE-EMOTIONS GRIS-12 1/4 X 12 1/4	<input type="checkbox"/>	
Powder Room	TILE-LITIUM PEARL POLISHED-12X24	<input type="checkbox"/>	
Master Ensuite Bathroom	TILE-ESSENZE NERO-13X13	<input type="checkbox"/>	
Ensuite Bath - Bedroom 2/3	TILE-EMOTIONS GRIS-12 1/4 X 12 1/4	<input type="checkbox"/>	
Ensuite Bath - Bedroom 4	TILE-EMOTIONS GRIS-12 1/4 X 12 1/4	<input type="checkbox"/>	
SIDE HALL	TILE-LITIUM PEARL POLISHED-12X24	<input type="checkbox"/>	
	N/A	<input type="checkbox"/>	
	N/A	<input type="checkbox"/>	

** Refer to Construction Summary

4. Ceramic Wall Tile

Master Ensuite Bathroom	Selection	Describe
Tub Deck Wall	N/A	
Tub Deck	N/A	
Tub Deck Skirt	N/A	
Shower Stall	TILE-LUC CONCEPT NEVE-8X16	
Bathtub Enclosure Walls	N/A	
Ensuite Bath - Bedroom 2/3	TILE-CONCEPT PLUS DARK GREY-8X16	
Ensuite Bath - Bedroom 4	TILE-CONCEPT PLUS DARK GREY-8X16	
SIDE HALL	N/A	
	N/A	
	N/A	
Kitchen Backsplash	N/A	

** Refer to Construction Summary - STANDARD GROUT THROUGHOUT UNLESS SPECIFIED

5. Plumbing Fixtures

All Bathrooms

White

N/A

N/A

N/A

N/A

N/A

Whirlpool

N/A

Yes

No

Dishwasher Rough-In

Yes

No

Waterline for Fridge

Yes

No

** Refer to Construction Summary

6. Trim Carpentry

Interior Doors	CARRARA-SMOOTH
Interior Trim	As Per Construction Specifications
Door Handles	As Per Construction Specifications
Exterior Front Door Handle	As Per Construction Specifications

** Refer to Construction Summary

Initials: Ln MY

Purchasers:

Telephone Res. / Bus:

Decor Advisor:

Lock Date:

RAHILA MUSHARRAF USMANI & ALI MUSHARI

(647) 400-9786 /

Candace Forza

16-Feb-21

Property: 232

Project: Russell Gardens Building Ltd.

Model and Elevation: Mountainash Four (4 Bedroom) Elev 3

Plan #: 62M-1266

7. Other Flooring

Main Hall

Living Room

Dining Room

Family Room

Den / Library / Study

Basement Landing(If Applies)

Lower Landing (If Applies)

Upper Landing

Upper Hall

Master Bedroom

Bedroom #2

Bedroom #3

Bedroom #4

Bedroom #5

Underpad

STRIP-VINTAGE-NORTHERN SOLID SAWN-WIRE BRUSH-CHARACTER-UV URETHANE OIL-RED OAK-PEWTER-5

STRIP-VINTAGE-NORTHERN SOLID SAWN-WIRE BRUSH-CHARACTER-UV URETHANE OIL-RED OAK-PEWTER-5

STRIP-VINTAGE-NORTHERN SOLID SAWN-WIRE BRUSH-CHARACTER-UV URETHANE OIL-RED OAK-PEWTER-5

STRIP-VINTAGE-NORTHERN SOLID SAWN-WIRE BRUSH-CHARACTER-UV URETHANE OIL-RED OAK-PEWTER-5

STRIP-VINTAGE-NORTHERN SOLID SAWN-WIRE BRUSH-CHARACTER-UV URETHANE OIL-RED OAK-PEWTER-5

N/A

N/A

STRIP-VINTAGE-NORTHERN SOLID SAWN-WIRE BRUSH-CHARACTER-UV URETHANE OIL-RED OAK-PEWTER-5

LAMINATE-PARK LANE-NEWCASTLE OAK DARK-TL-EL3581

LAMINATE-PARK LANE-NEWCASTLE OAK DARK-TL-EL3581

LAMINATE-PARK LANE-NEWCASTLE OAK DARK-TL-EL3581

LAMINATE-PARK LANE-NEWCASTLE OAK DARK-TL-EL3581

LAMINATE-PARK LANE-NEWCASTLE OAK DARK-TL-EL3581

N/A

N/A

N/A

N/A

Type

Area

N/A

N/A

** Refer to Construction Summary

8. Railings and Pickets

Railing Type

Picket Type

Stringer / Riser

Treads

AS PER CONSTRUCTION SPECIFICATIONS

EUROLINE 1

AS PER CONSTRUCTION SPECIFICATIO

AS PER CONSTRUCTION SPECIFICATIO

Colour

Colour

Colour

Colour

VINTAGE PEWTER RED OAK

BLACK

VINTAGE PEWTER RED OAK

VINTAGE PEWTER RED OAK

Red Oak Stairs with Semi Gloss Finish

☒ Yes

☐ No

** Refer to Construction Summary

THE STAIN COLOURS OR FINISH AVAILABLE ON RISERS, TREADS, PICKETS AND RAILS (STAIRCASES), WILL NOT BE AN EXACT MATCH TO PREFINISHED HARDWOOD OR LAMINATE FLOORS.

9. Wall Paint Flat Finish

Main & Upper Hall

Living Room

Dining Room

Kitchen / Breakfast

Family Room

Powder Room

Laundry Room

Den/Library

Trim Paint-Semi Gloss

22 WARM GREY

22 WARM GREY

22 WARM GREY

22 WARM GREY

22 WARM GREY

22 WARM GREY

22 WARM GREY

22 WARM GREY

BIRCH WHITE

N/A

N/A

Master Bedroom

Bedroom #2

Bedroom #3

Bedroom #4

Bedroom #5

Master Ensuite

Ensuite Bath - Bedroom 2/3

Ensuite Bath - Bedroom 4

SIDE HALL

22 WARM GREY

22 WARM GREY

22 WARM GREY

22 WARM GREY

N/A

22 WARM GREY

22 WARM GREY

22 WARM GREY

22 WARM GREY

N/A

N/A

Smooth Ceilings First Floor

☐ Yes

☒ No

** Refer to Construction Summary

Initials:

Purchasers:

Telephone Res. / Bus:

Decor Advisor:

Lock Date:

RAHILA MUSHARRAF USMANI & ALI MUSHARI

(647) 400-9786 /

Candace Forza

16-Feb-21

Property:

Project:

Model and Elevation:

Plan #:

232

Russell Gardens Building Ltd.

Mountainash Four (4 Bedroom) Elev 3

62M-1266

10. Plaster Mouldings and Medallions

Entrance Vestibule	N/A	N/A	Kitchen/Breakfast	N/A	N/A
Main Hall	N/A	N/A	Den/Library	N/A	N/A
Living Room	N/A	N/A	Lower Landing	N/A	N/A
Dining Room	N/A	N/A		N/A	N/A
Family Room	N/A	N/A			

** Refer to Construction Summary

11. Fireplace

	Living Room			Family Room			Other Room - Specify		
	Purchased	As Per Plan	N/A	Purchased	As Per Plan	N/A	Purchased	As Per Plan	N/A
	<input type="radio"/>	<input type="radio"/>	<input checked="" type="radio"/>	<input type="radio"/>	<input checked="" type="radio"/>	<input type="radio"/>	<input type="radio"/>	<input type="radio"/>	<input checked="" type="radio"/>
Fireplace Type	N/A			FLAT ON WALL			N/A		
Mantle Type	N/A			MANTLE M2-STANDARD			N/A		
Colour / Stain	N/A			AS PER CONSTRUCTION SPECIFICATIONS			N/A		
Surround	N/A			GRIGIO CARNICO			N/A		
Hearth	N/A			NO			N/A		

** Refer to Construction Summary

12. Heating and Air Conditioning

Air Conditioning	NO	Gas Provisions Stove	YES
Gas Provisions Dryer	NO	Gas Provisions Barbecue	NO
Comment			

** Refer to Construction Summary

13. Electrical

Plugs and Switches	<input checked="" type="radio"/> White	DECOR	Above Kitchen Cabinet Light	<input type="radio"/> Yes	<input checked="" type="radio"/> No
Hood Fan	STANDARD WHITE TEMP.		Below Kitchen Cabinet Light	<input type="radio"/> Yes	<input checked="" type="radio"/> No
Appliances	Built in Cooktop	Built in Oven	Gas Stove	Microwave	
	<input checked="" type="radio"/> Yes <input type="radio"/> No	<input checked="" type="radio"/> Yes <input type="radio"/> No	<input checked="" type="radio"/> Yes <input type="radio"/> No	<input checked="" type="radio"/> Yes <input type="radio"/> No	
Dishwasher Rough-in	Yes				

** Refer to Construction Summary

14. General Comments

** Refer to Construction Summary


Disclaimers and Notes

1) Colours of all materials are as close as possible to builder's selection, but not necessarily identical due to variances in manufacturing.


2) Any extras listed above are null and void unless accompanied by a separate invoice/amendment. Said invoice must be paid in full.

3) The Purchaser agrees that this colour selection is final and that no changes will be permitted, unless required by the Vendor.

4) The Purchaser acknowledges reading and accepting document which contains other miscellaneous disclaimers.

Signature: 


Date: Feb 16 / 2021

Signature: 

Date: Feb 16 / 2021

36" Counter-Depth 4-Door Refrigerator

800 Series – Stainless Steel B36CL80ENS



B36CL80ENS
Stainless Steel w/
Recessed Handles

Introducing the revolutionary, new FarmFresh System™, with four freshness technologies designed to work together to keep your food fresher, longer. Enjoy less food waste, new innovative features and more thoughtful design.

Features & Benefits

VitaFreshPro™ provides pre-programmed freshness settings to optimize temperature and humidity to keep meat, fish, and produce fresher, longer.

Interior Water Dispenser is thoughtfully placed inside for refreshing water at the touch of a button or a push of a nozzle.

FlexBar™ utilizes typically unused space in the upper refrigerator cavity.

Recessed handle provides flush design to match any sleek kitchen.

General Properties	
Full 72" height and true counter depth for built-in appearance	Yes
Easy Clean Stainless Steel	Yes
Lighting	Recessed LED light bars
Number of compressors/evaporators	2 / 2
Defrost process refrigerator section	Frost-free
Number of shelves – refrigerator	5
Adjustable shelves – refrigerator	4 half-width
Shelf material – refrigerator	Tempered glass
Type of shelves – refrigerator	Frameless split shelves with metal trim
Flexible storage bar	FlexBar™
Gallon storage bins	2
Humidity control compartments	2
Full width temp. & humidity controlled drawer	VitaFreshPro™
Ice maker	Yes
Water filter	UltraClarityPro™
Internal water dispenser	Yes
Touch control panel	Yes
AirFresh® filter	Yes
FreshProtect™ ethylene filter	Yes
MultiAirFlow™	Yes
Stainless steel back wall	Yes
Defrost process freezer section	Automatic
Number of drawers – freezer	3
Wi-Fi enabled	Yes, Home Connect™ app

Capacity	
Total capacity (cu. ft.)	20.5
Refrigerator capacity (cu. ft.)	14.5
Freezer capacity (cu. ft.)	6
Technical Details	
Current (A)	15 A
Volts (V)	115 V
Frequency (Hz)	60 Hz
Power cord length (in.)	91
Plug type	120V-3 prong
Dimensions & Weight	
Appliance dimensions with hinges and doors (H x W x D) (in.)	72** x 35 5/8" x 28 3/4"
Appliance dimensions without hinges and doors (H x W x D) (in.)	71 1/2" x 35 5/8" x 24***
Required cutout size (H x W x D) (in.)	72" x 36" x 25"
Net weight (lbs)	350 lbs
Efficiency	
Energy consumption (kWh/yr)	568
ENERGY STAR® qualified	Yes
Accessories	
UltraClarityPro™ Water Filter: BORPLFTR50 FlexBar™ Bottle Holder: BOFLEXBOTL FlexBar™ Deep Shelf: BOFLEXLGSH FlexBar™ Shallow Shelf: BOFLEXSMSh Ethylene Filter Refill Kit: FPETHRF50	



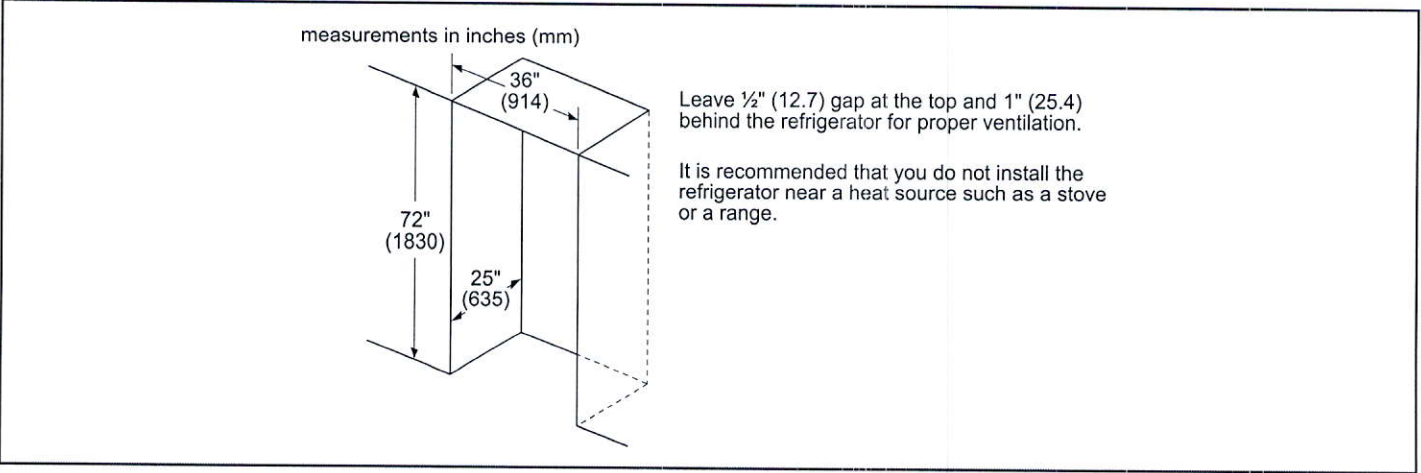
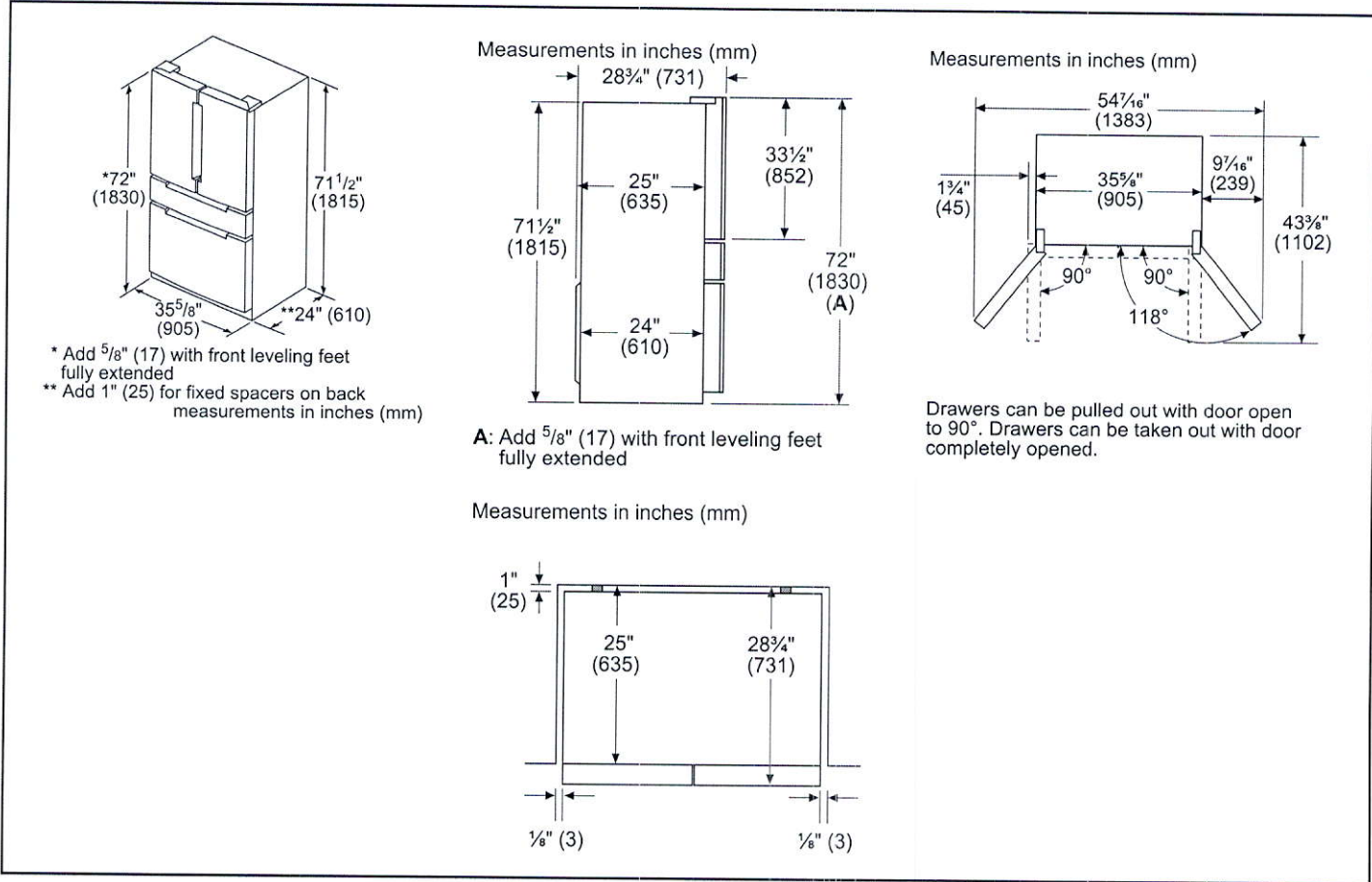
*When leveling legs are fully extended, add 5/8" to overall height, total 72 5/8".
**The cutout depth of 25" includes the required 1" airflow. The electrical covers on the back of unit do not require additional depth.
Accessories: To purchase Bosch accessories, cleaners & parts please visit www.bosch-home.com/us/store or call 1-800-944-2904 (Mon to Fri 5 am to 6 pm PST, Sat 6 am to 3 pm PST).
Notes: All height, width and depth dimensions are shown in inches. BSH reserves the absolute and unrestricted right to change product materials and specifications, at any time, without notice. Consult the product's installation instructions for final dimensional data and other details prior to making cutout.
Warranties: Please see Use & Care manual or Bosch website for statement of limited warranty.
For more information on our entire line of products, go to www.bosch-home.com/us or call 1-800-944-2904
© BSH Home Appliances Corporation. All rights reserved. Bosch is a registered trademark of Robert Bosch GmbH.

36" Counter-Depth 4-Door Refrigerator

800 Series – Stainless Steel B36CL80ENS



Installation Details



Accessories: To purchase Bosch accessories, cleaners & parts please visit www.bosch-home.com/us/store or call 1-800-944-2904 (Mon to Fri 5 am to 6 pm PST, Sat 6 am to 3 pm PST).

Notes: All height, width and depth dimensions are shown in inches. BSH reserves the absolute and unrestricted right to change product materials and specifications, at any time, without notice. Consult the product's installation instructions for final dimensional data and other details prior to making cutout.

Warranties: Please see Use & Care manual or Bosch website for statement of limited warranty.

For more information on our entire line of products, go to www.bosch-home.com/us or call 1-800-944-2904

© BSH Home Appliances Corporation. All rights reserved. Bosch is a registered trademark of Robert Bosch GmbH.

30" Speed Combination Oven

Benchmark® Series – Stainless Steel HBLP752UC



HBLP752UC
Stainless Steel

The Bosch speed combination oven allows for faster cooking results and features a QuietClose® door.

Features & Benefits

- Cooks Faster than a traditional oven and can be used as a microwave.
- Dampened hinges softly and quietly guide the QuietClose® door shut.
- The color TFT control panel with SteelTouch® buttons is easy to use.
- A full-extension telescopic rack offers safe access to the oven cavity.
- The wall oven is designed to be installed flush with cabinetry.

General Properties	
Cooking modes – upper cavity	Speed oven; TFT display, 12 Auto Programs (including Auto Defrost, Melt Butter, Soften Ice Cream, Pizza), 9 Sensor Cook Programs, 9 SpeedChef® Programs, Hi & Lo Broil, European Convection, Keep Warm, Frozen Foods
Cooking modes – lower cavity	Bake, Variable Broil (hi & low), Roast, Warm, Sabbath, Proof Dough, Convection Bake, Convection Broil, Convection Roast, Pizza, Multi Rack Genuine European Convection, Convection Conversion, AutoProbe, Fast Preheat, EcoChef, Speed Convection (Frozen Foods)
Cleaning type – lower	Self Clean
Telescopic rack	1
Illumination type	LED (Upper) / Halogen (Lower)
Interior lights	1 Upper / 2 Lower
Oven Performance	
Microwave power – upper cavity	1000 W
Bake / broil element wattages – upper cavity	600 / 1,750 W
Convection element wattages – upper cavity	1,700 W
Bake / broil element wattages – lower cavity	2,400 / 3,800 W
Convection element wattages – lower cavity	1700 W / 2000 W
Technical Details	
Watts (W)	9,600 W
Circuit breaker (A)	40 A
Volts (V); Frequency (Hz)	240 / 208 V; 60 Hz
Power cord length (in)	50"
Plug type	Fixed Connection, No Plug
Energy source	Electric

Dimensions & Weight	
Overall appliance dimensions (HxWxD)(in)	49" x 29 3/4" x 24 1/2"
Required cutout size – Standard (HxWxD) (in)	48 5/8" x 28 1/2" x 23 1/2"
Required cutout size – Flush (HxWxD) (in)	49 1/8" x 30" x 24 1/2"
Oven cavity size – upper	1.6 cu. ft.
Overall upper oven interior dimensions (HxWxD) (in.)	9 7/8" x 16 1/2" x 16 1/2"
Turntable – Metal Max. Cookware – upper	12 3/4" dia.
Turntable – Ceramic Max. Cookware – upper	12 1/2" dia.
Rack – Rectangular Cookware Max. – upper	15" x 12"
Oven cavity size – lower	4.6 cu. ft.
Overall lower oven interior dimensions (HxWxD) (in)	17 13/16" x 24 1/8" x 18"
Usable lower oven interior dimensions (HxWxD) (in)	12 5/16" x 23 1/4" x 15 1/4"
Net weight (lbs)	259 lbs

Accessories—Included

Upper Oven: Metal Turntable, Square rack, Ceramic Cooking Tray
Lower Oven: 1 Telescopic and 2 Standard Oven Racks, Temperature Probe, Broiler Pan

Accessories—Optional



HEZTR301
30" Telescopic Rack



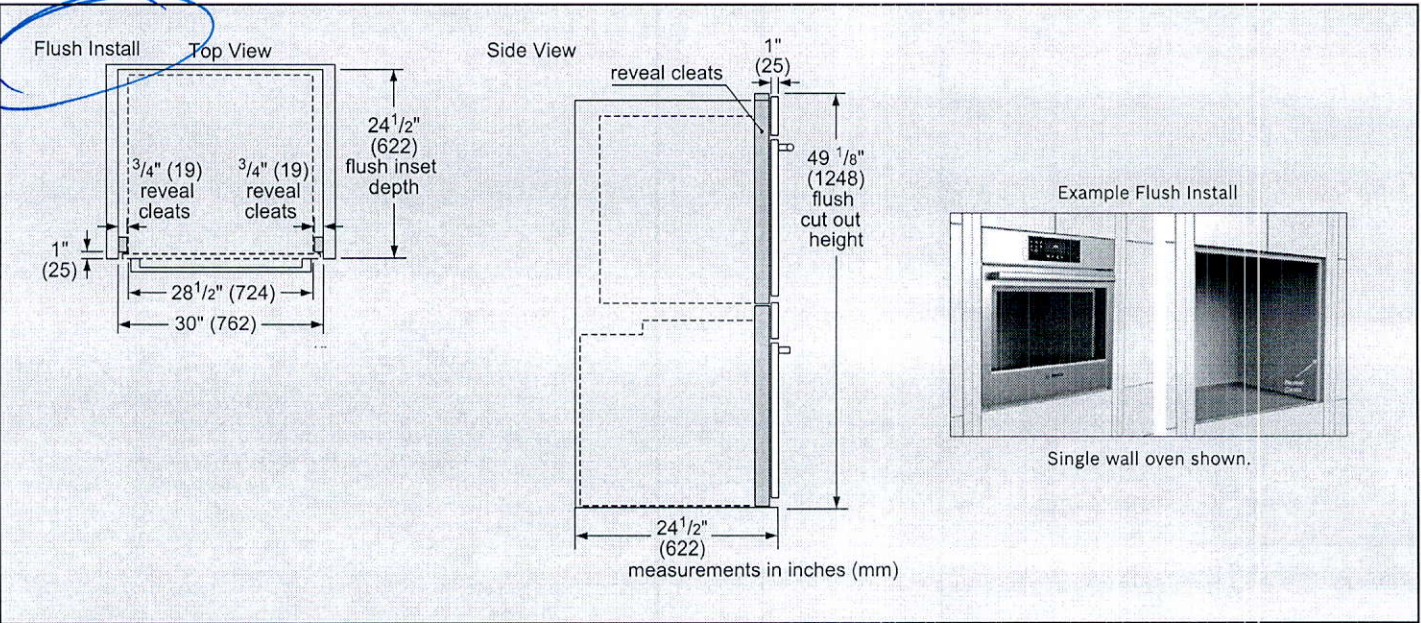
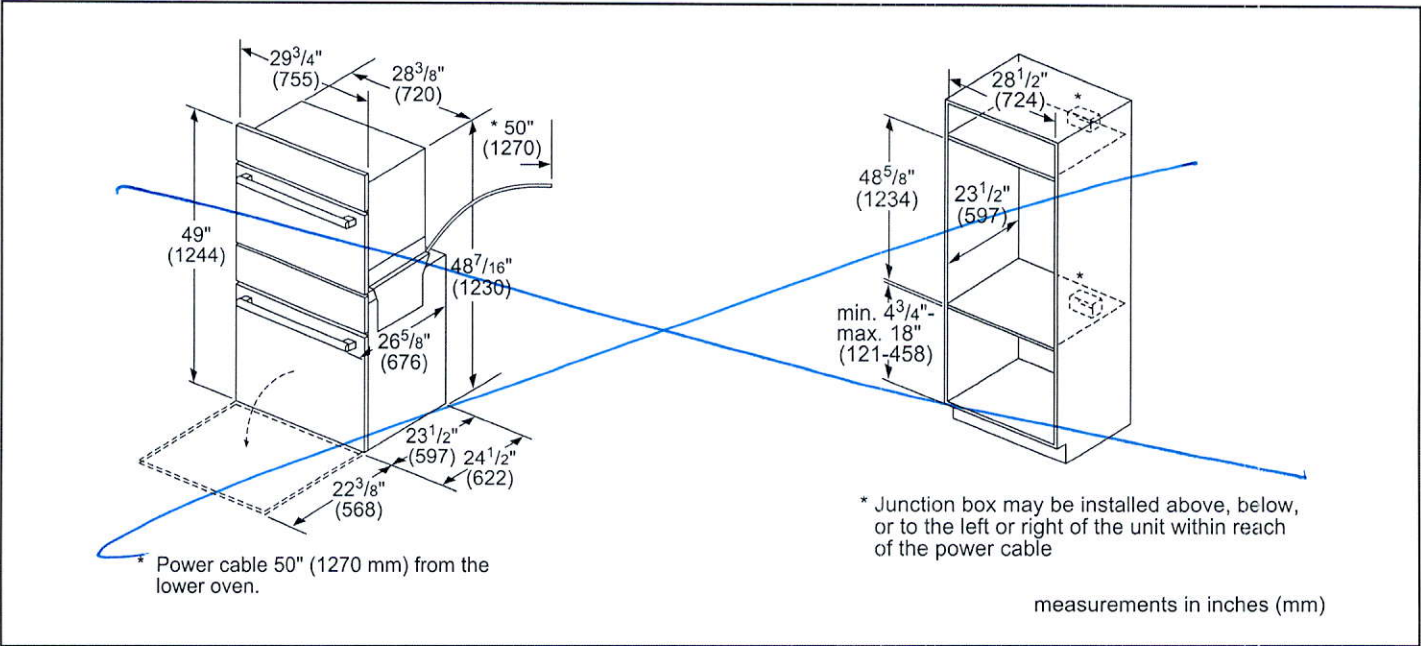
Accessories: To purchase Bosch accessories, cleaners & parts please visit www.bosch-home.com/us/store or call 1-800-944-2904 (Mon to Fri 5 am to 6 pm PST, Sat 6 am to 3 pm PST).
Notes: All height, width and depth dimensions are shown in inches. BSH reserves the absolute and unrestricted right to change product materials and specifications, at any time, without notice. Consult the product's installation instructions for final dimensional data and other details prior to making cutout.
Warranties: Please see Use & Care manual or Bosch website for statement of limited warranty.
For more information on our entire line of products, go to www.bosch-home.com/us or call 1-800-944-2904
© BSH Home Appliances Corporation. All rights reserved. Bosch is a registered trademark of Robert Bosch GmbH.

30" Speed Combination Oven

Benchmark® Series – Stainless Steel HBLP752UC



Installation Details



Accessories: To purchase Bosch accessories, cleaners & parts please visit www.bosch-home.com/us/store or call 1-800-944-2904 (Mon to Fri 5 am to 6 pm PST, Sat 6 am to 3 pm PST).

Notes: All height, width and depth dimensions are shown in inches. BSH reserves the absolute and unrestricted right to change product materials and specifications, at any time, without notice. Consult the product's installation instructions for final dimensional data and other details prior to making cutout.


Warranties: Please see Use & Care manual or Bosch website for statement of limited warranty.

For more information on our entire line of products, go to www.bosch-home.com/us or call 1-800-944-2904

© BSH Home Appliances Corporation. All rights reserved. Bosch is a registered trademark of Robert Bosch GmbH.

36" Gas Cooktop

800 Series – Stainless Steel NGM8657UC



NGM8657UC
Stainless Steel

The stainless steel gas cooktop with FlameSelect® – achieve consistent cooking results thanks to nine precisely defined power levels.

Features & Benefits

- FlameSelect® – allows for a precise adjustment of the flame size with nine defined power levels
- Dual flame power burner with two heat options, quickly boil water or maintain a precise simmer
- Heavy-duty grates can be easily and quickly cleaned in the dishwasher
- OptiSim® burner – simmer delicate sauces and melt chocolate without scorching
- Low profile stainless steel cooking surface is easily accessible and quick to clean

General Properties	
No. of burners	5
Knob color	Stainless steel appearance
Control location	Front-center
Sealed burners	Yes
Gas valves	Five 9-level step valves
Ignition system	Electric; thermocouple safety control
Cooktop surface material	Stainless steel
Grate material	Cast iron
Grate features	Continuous grates; dishwasher safe

Element Performance	
Total BTU load (NG / LP)	41,400 / 40,100
Power of front left burner (NG / LP) OptiSim®	3,400 / 3,400 BTU
Power of back left burner (NG / LP)	6,000 / 6,000 BTU
Power of center burner (NG / LP) Dual-flame	17,000 / 15,700 BTU
Power of back right burner (NG / LP)	9,000 / 9,000 BTU
Power of front right burner (NG / LP)	6,000 / 6,000 BTU

Technical Details	
Circuit breaker	15 A
Volts	120 V
Frequency	60 Hz
Plug type	3-prong
Power cord length	40"
Fuel type	Natural Gas (factory set)
Convertible to LP (kit required)	Yes

Dimensions & Weight	
Overall appliance dimensions (HxWxD)	2 23/64" x 36" x 20 1/2"
Required cutout size (HxWxD)	1 1/4" x 33 1/2" x 19 5/16"
Minimum distance from counter front	1 7/8"
Minimum distance from rear wall	3"
Net weight	42 lbs

Accessories – Included	
Included	LP conversion kit, OptiSim® cap

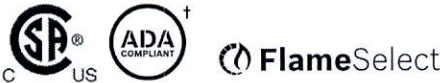
Accessories – Optional



HEZ298107
Wok ring



HEZ27754
FlameSelect® 800 Series metal control knob kit, stainless steel



† To be fully ADA compliant, these units must be installed according to ADA guidelines. Please check current ADA requirements for guidance on installation.

Accessories: To purchase Bosch accessories, cleaners & parts please visit www.bosch-home.com/us/store or call 1-800-944-2904 (Mon to Fri 5 am to 6 pm PST, Sat 6 am to 3 pm PST).

Notes: All height, width and depth dimensions are shown in inches. BSH reserves the absolute and unrestricted right to change product materials and specifications, at any time, without notice. Consult the product's installation instructions for final dimensional data and other details prior to making cutout.

Warranties: Please see Use & Care manual or Bosch website for statement of limited warranty.

For more information on our entire line of products, go to www.bosch-home.com/us or call 1-800-944-2904

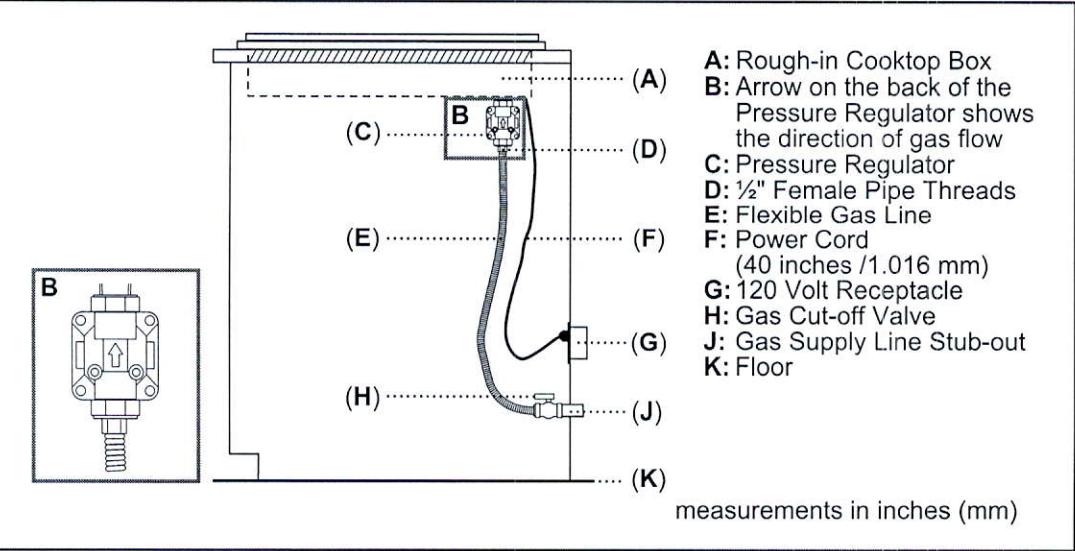
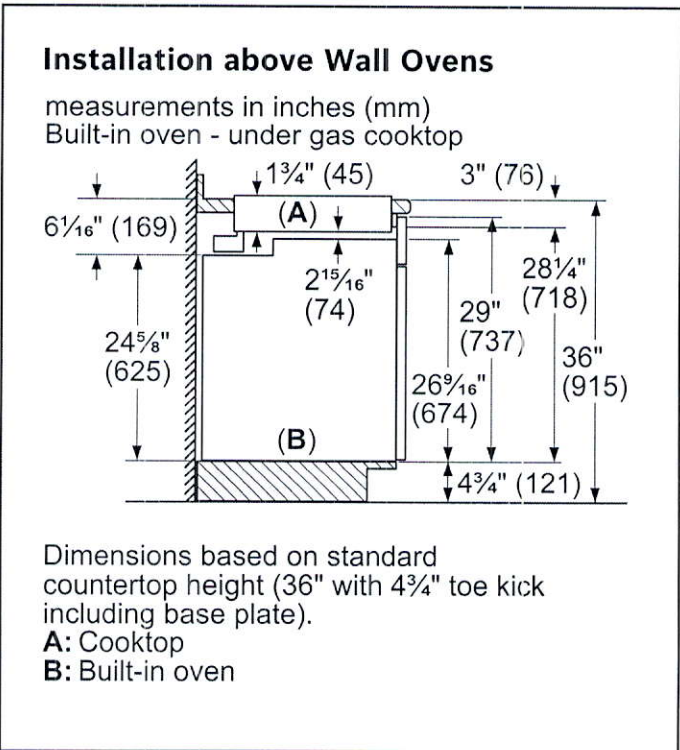
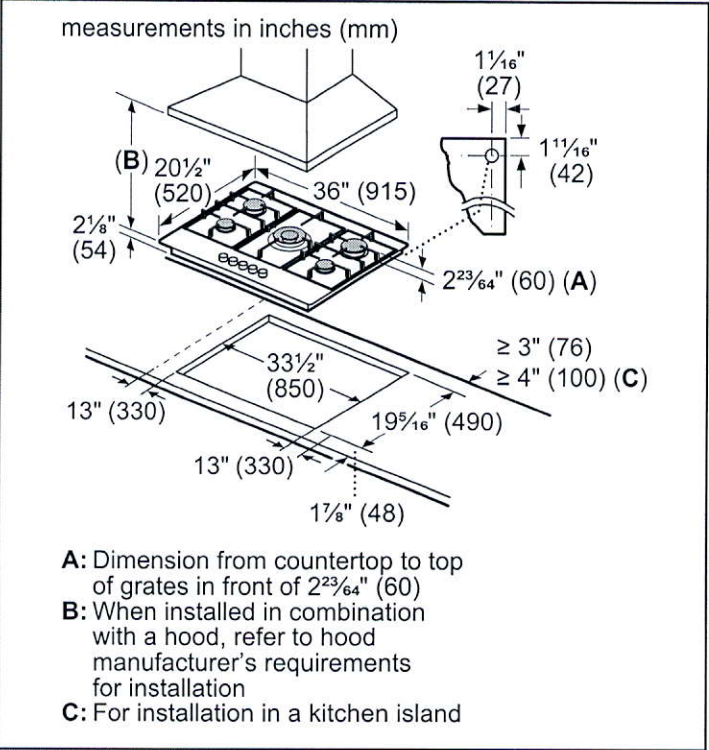
© BSH Home Appliances Corporation. All rights reserved. Bosch is a registered trademark of Robert Bosch GmbH.

36" Gas Cooktop

800 Series – Stainless Steel NGM8657UC



Installation Details



Accessories: To purchase Bosch accessories, cleaners & parts please visit www.bosch-home.com/us/store or call 1-800-944-2904 (Mon to Fri 5 am to 6 pm PST, Sat 6 am to 3 pm PST).

Notes: All height, width and depth dimensions are shown in inches. BSH reserves the absolute and unrestricted right to change product materials and specifications, at any time, without notice. Consult the product's installation instructions for final dimensional data and other details prior to making cutout.

Warranties: Please see Use & Care manual or Bosch website for statement of limited warranty.

For more information on our entire line of products, go to www.bosch-home.com/us or call 1-800-944-2904

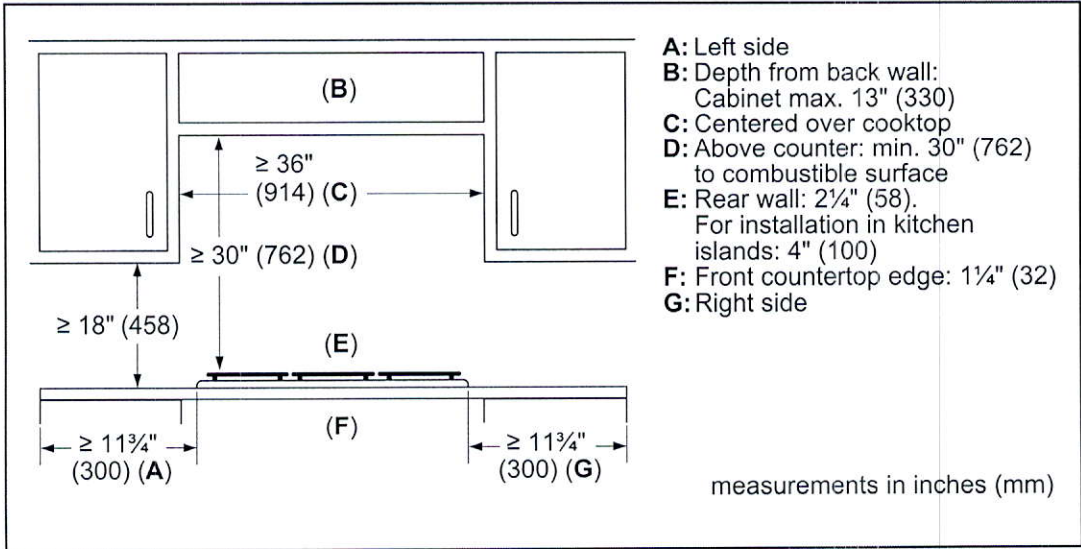
© BSH Home Appliances Corporation. All rights reserved. Bosch is a registered trademark of Robert Bosch GmbH.

36" Gas Cooktop

800 Series – Stainless Steel NGM8657UC



Installation Details



Accessories: To purchase Bosch accessories, cleaners & parts please visit www.bosch-home.com/us/store or call 1-800-944-2904 (Mon to Fri 5 am to 6 pm PST, Sat 6 am to 3 pm PST).

Notes: All height, width and depth dimensions are shown in inches. BSH reserves the absolute and unrestricted right to change product materials and specifications, at any time, without notice. Consult the product's installation instructions for final dimensional data and other details prior to making cutout.

Warranties: Please see Use & Care manual or Bosch website for statement of limited warranty.

For more information on our entire line of products, go to www.bosch-home.com/us or call 1-800-944-2904

© BSH Home Appliances Corporation. All rights reserved. Bosch is a registered trademark of Robert Bosch GmbH.

36" Gas Cooktop

800 Series – Stainless Steel NGM8657UC



Bosch Cooktop over Built-In Oven Approved Combination Guide

The following OVENS, COOKTOPS AND DRAWERS are approved to be installed in combination and the installation has been certified by CSA.

Built-in ovens		Cooktops		
Conventional ovens (1)	Steam ovens	Induction	Electric	Gas (1) *
HBL5351UC, HBL5354UC	HSLP451UC, HSLP454UC	NIT5068UC	NET8068UC	NGM8046UC
HBL5451UC, HBL5344UC		NIT5668UC, NIT5469UC	NET8068SUC	NGM5656UC
HBL8443UC, HBL5454UC		NIT8068UC, NIT8068SUC	NET8668UC	NGMP656UC
HBL8453UC, HBL8444UC		NIT8668UC, NIT8668SUC	NET8668SUC	NGM8656UC
HBL8451UC, HBL8444LUC		NITP068UC, NITP068SUC	NETP068SUC	NGM8646UC
HBL8463UC, HBL8444RUC		NITP668UC, NITP668SUC	NETP668SUC	NGM5656UC
HBL8461UC, HBL8454UC		NIT8069UC, NIT8069SUC	NEM5066UC	NGMP056UC
HBL8442UC, HBLP454UC		NIT8669UC, NIT8669SUC	NEM5666UC	NGM8056UC
HBLP451UC, HBLP454LUC		NITP069UC, NITP069SUC		Gas (2) *
HBLP451LUC, HBLP454RUC		NITP669UC, NITP669SUC		NGM5456UC
HBLP451RUC, HBN8454UC				Gas (3) *
HBN5451UC, HBN8451UC				NGMP077UC
Conventional ovens (2)				NGMP677UC
HBE5451UC				NGM8657UC
Conventional ovens (3)				NGM8057UC
HBE5452UC				

The following OVENS, COOKTOPS AND DRAWERS are approved by BSH Home Appliances Corporation to be installed in combination. These products, identified in the table below, may be installed in combination. The suitability of the combination has not been evaluated by CSA.

Built-in ovens		Cooktops		
Conventional ovens (2)	Speed oven (1)	Induction (1)	Electric (1)	Gas (1) *
HBE5453UC	HMCP0252UC, HMCP0254UC	NIT5068UC	NET8068UC	NGM8046UC
Built-In microwave	HMC80242UC, HMC80244UC	NIT5668UC, NIT5469UC	NET8068SUC	NGM5656UC
HMB57152UC	HMC80252UC, HMC80254UC	NIT8068UC, NIT8068SUC	NET8668UC	NGMP656UC
HMB50162UC	HMC87152UC, HMC87154UC	NIT8668UC, NIT8668SUC	NET8668SUC	NGM8656UC
HMB50152UC	HMC80152UC, HMC50154UC	NITP068UC, NITP068SUC	NETP068SUC	NGM8646UC
HMB87154UC		NITP668UC, NITP668SUC	NETP668SUC	NGM5656UC
HMB50154UC		NIT8069UC, NIT8069SUC	NEM5066UC	NGMP056UC
Storage drawer	Speed oven (2)	NIT8669UC, NIT8669SUC	NEM5666UC	NGM8056UC
HSD5051UC	HMC54151UC	NITP069UC, NITP069SUC		Gas (2) *
Drawer microwave	HMC54152UC	NITP669UC, NITP669SUC		NGM5456UC
HMD8053UC	HMC54154UC			Gas (3) *
HMD8451UC				NGMP077UC
Warming drawers				NGMP677UC
HWD5051UC				NGM8657UC
HWD5751UC				NGM8057UC

*Gas cooktops may require a 3/8" street elbow (not provided) at the regulator outlet for installation above built-in oven. COOKTOPS that are not listed above must be approved under local codes and/or by the local authority having jurisdiction. Please note: For the latest updates to the approved oven/cooktop combination refer to the website listed in your appliance's installation instructions.

Accessories: To purchase Bosch accessories, cleaners & parts please visit www.bosch-home.com/us/store or call 1-800-944-2904 (Mon to Fri 5 am to 6 pm PST, Sat 6 am to 3 pm PST). Notes: All height, width and depth dimensions are shown in inches. BSH reserves the absolute and unrestricted right to change product materials and specifications, at any time, without notice. Consult the product's installation instructions for final dimensional data and other details prior to making cutout. Warranties: Please see Use & Care manual or Bosch website for statement of limited warranty. For more information on our entire line of products, go to www.bosch-home.com/us or call 1-800-944-2904 © BSH Home Appliances Corporation. All rights reserved. Bosch is a registered trademark of Robert Bosch GmbH.

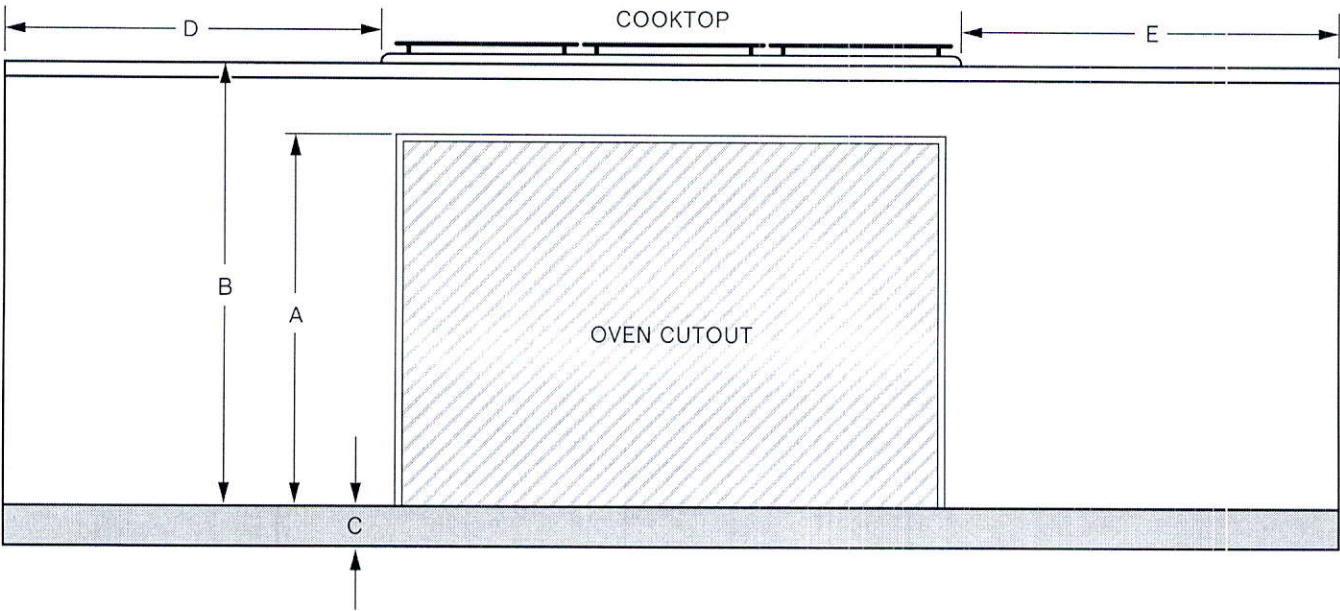
36" Gas Cooktop

800 Series – Stainless Steel NGM8657UC



Cooktop over built-in oven combination installation
Refer to the product installation guide for all other measurements.

Oven installation requirements				Cooktop installation requirements (wall spacing)				
When installing an oven or oven with a drawer in combination with a cooktop, a minimum distance between the cabinet floor and countertop (B) is required. Reference the table for dimensions. Refer to the oven installation guide for all other measurements.								
Oven type	A Inches (mm)	B min. Inches (mm)	C max. Inches (mm)	Gas cooktop (1) min. Inches (mm)	Gas cooktop (2) min. Inches (mm)	Gas cooktop (3) min. Inches (mm)	Electric cooktop	Induction cooktop
Conventional oven (1)	28 1/4 (718)	31 1/4 (794)	4 3/4 (121)	D: 24 (610) E: 24 (610)	D: 3 (76) E: 4 (102)	D: 24 (610) E: 24 (610)	Reference Product Installation Instructions	
Conventional oven (2)	23 (584)	27 3/4 (705)	8 1/4 (210)	D: 24 (610) E: 24 (610)	D: 3 (76) E: 4 (102)	D: 24 (610) E: 24 (610)	Reference Product Installation Instructions	
Conventional oven (3)	23 1/16 (585)	27 13/16 (707)	8 3/16 (208)	D: 24 (610) E: 24 (610)	D: 3 (76) E: 4 (102)	D: 24 (610) E: 24 (610)	Reference Product Installation Instructions	
Steam oven	19 1/4 (488)	23 3/8 (594)	12 5/8 (321)	D: 24 (610) E: 24 (610)	D: 3 (76) E: 4 (102)	D: 24 (610) E: 24 (610)	Reference Product Installation Instructions	
Steam oven with 4" storage drawer								
Speed oven (2)	17 3/4 (450)	22 1/2 (572)	13 1/2 (343)	D: 24 (610) E: 24 (610)	D: 3 (76) E: 4 (102)	Reference Product Installation Instructions		
Microwave speed oven (1)	19 1/4 (488)	24 (609)	12 (306)	D: 24 (610) E: 24 (610)	D: 3 (76) E: 4 (102)	Reference Product Installation Instructions		
Microwave speed oven (1) with warming drawer	28 1/4 (718)	31 1/4 (794)	4 3/4 (121)	D: 24 (610) E: 24 (610)	D: 3 (76) E: 4 (102)	Reference Product Installation Instructions		
Drawer microwave	14 13/16 (376)	20 (508)	16 (406)	D: 24 (610) E: 24 (610)	D: 3 (76) E: 4 (102)	Reference Product Installation Instructions		



Accessories: To purchase Bosch accessories, cleaners & parts please visit www.bosch-home.com/us/store or call 1-800-944-2904 (Mon to Fri 5 am to 6 pm PST, Sat 6 am to 3 pm PST).

Notes: All height, width and depth dimensions are shown in inches. BSH reserves the absolute and unrestricted right to change product materials and specifications, at any time, without notice. Consult the product's installation instructions for final dimensional data and other details prior to making cutout.

Warranties: Please see Use & Care manual or Bosch website for statement of limited warranty.

For more information on our entire line of products, go to www.bosch-home.com/us or call 1-800-944-2904

© BSH Home Appliances Corporation. All rights reserved. Bosch is a registered trademark of Robert Bosch GmbH.

24" Recessed Handle Dishwasher

300 Series – Stainless Steel SHEM53Z25C



SHEM53Z25C
Stainless Steel

Also available in:
White SHEM53Z22C

With PrecisionWash®, intelligent sensors and precision spray arms target every item of every load, so dishes come out sparkling clean every time.

Features & Benefits

46 dBA: dishwasher runs quietly so your kitchen conversations aren't interrupted.


The AquaStop Plus® premium leak protection system contains leaks through a precisely engineered tub and dual sensor system.

Fingerprint Resistant – providing the ultimate exterior protection against fingerprints, dirt, and smudges.

General Properties	
Number of wash cycles	4
Number of options	3
dBA	46
Drying system	PureDry
Third rack	n/a
Rack adjustability	Rackmatic®
Tub material	Stainless Steel
Control type	Buttons
Concealed water heating element	Yes
Leak protection system	24/7 AquaStop® Plus
Water softener	No
Five-level wash	Yes
ChildLock	Yes
Special features	Extra Dry Option, Anti-fingerprint Finish

Efficiency	
Water usage per cycle	3.5
Energy efficiency class	Tier 1
ENERGY STAR® qualified	Yes
Total annual energy consumption (kWh)	269
Total annual water consumption (g)	623.5


Capacity	
Number of place settings	14



Technical Details	
Watts (W)	1440 W
Current (A)	12 Amps
Volts (V)	120 V
Frequency (Hz)	60 Hz
Power cord length	67"
- Install length from corner of unit	45"
Minimum water pressure (lb/sin)	14
Length outlet hose (in)	74 3/4"

Dimensions & Weight	
Overall appliance dimensions (HxWxD) (in)	34 1/16" x 23 9/16" x 22 9/16"
Required cutout size (HxWxD) (in)	34 1/8" x 24" x 24"
Adjustable feet	Yes
Net weight (lbs)	86 lbs

Accessories—Optional	
Junction Box	SMZPCJB1UC
Drain Hose Extension Kit	SGZ1010UC
Silverware Basket US Duo	SMZ4000UC
Dishwasher Accessory Kit	SMZ5000
Edge Protector + Power Cord Clip Install Kit	SMZEPCC1UC



Accessories: To purchase Bosch accessories, cleaners & parts please call 1-800-944-2904 (Mon to Fri 5 am to 6 pm PST, Sat 6 am to 3 pm PST).

Notes: All height, width and depth dimensions are shown in inches. BSH reserves the absolute and unrestricted right to change product materials and specifications, at any time, without notice. Consult the product's installation instructions for final dimensional data and other details prior to making cutout.

Warranties: Please see Use & Care manual or Bosch website for statement of limited warranty.

For more information on our entire line of products, go to www.bosch-home.ca or call 1-800-944-2904

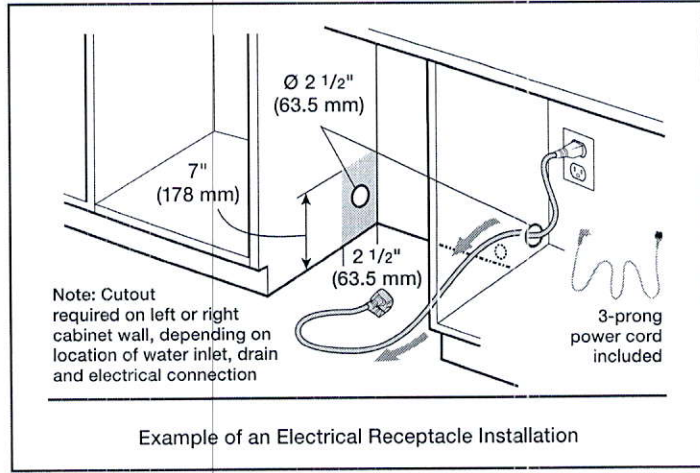
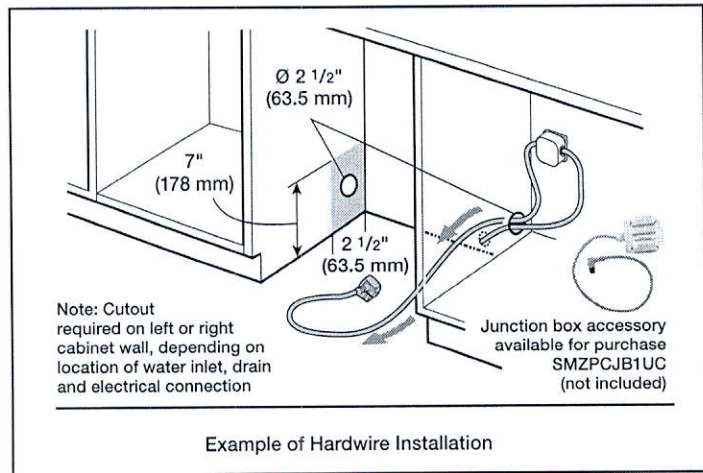
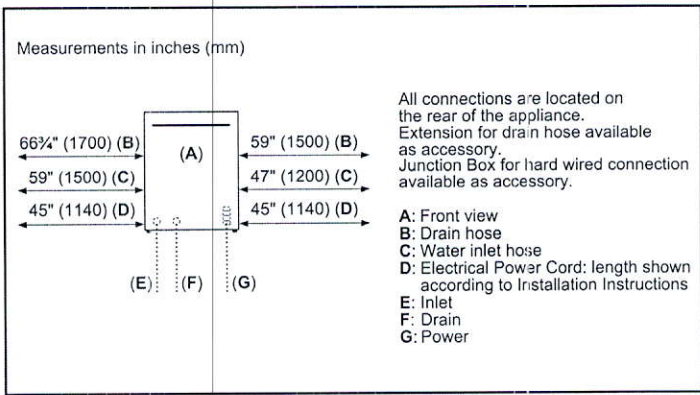
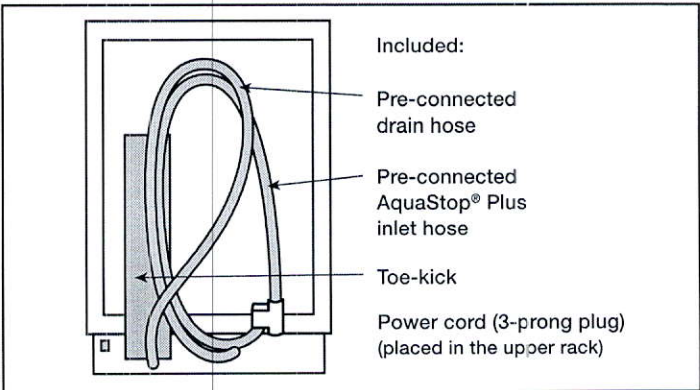
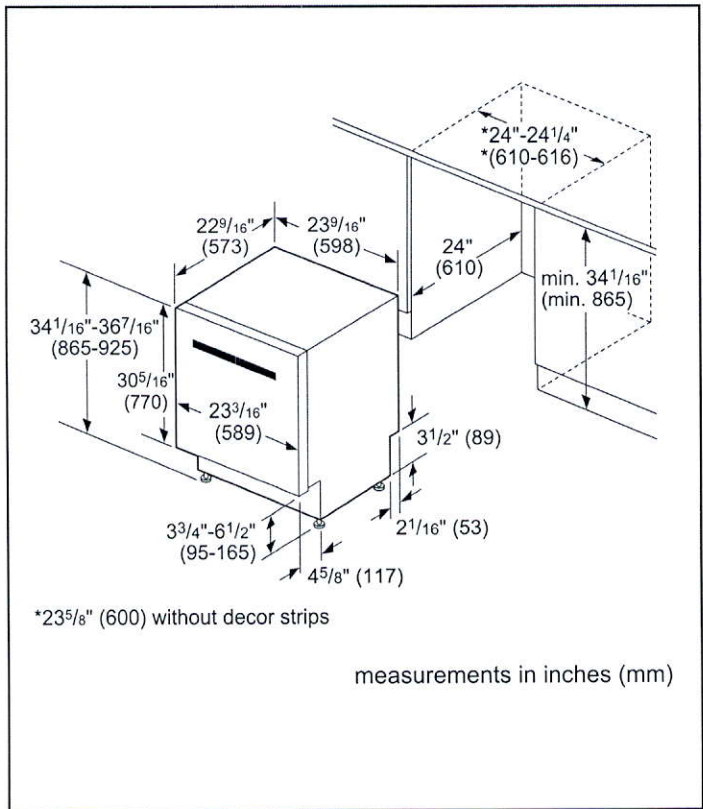
© BSH Home Appliances Corporation. All rights reserved. Bosch is a registered trademark of Robert Bosch GmbH.

24" Recessed Handle Dishwasher

300 Series – Stainless Steel SHEM53Z25C



Installation Details



Accessories: To purchase Bosch accessories, cleaners & parts please call 1-800-944-2904 (Mon to Fri 5 am to 6 pm PST, Sat 6 am to 3 pm PST).

Notes: All height, width and depth dimensions are shown in inches. BSH reserves the absolute and unrestricted right to change product materials and specifications, at any time, without notice. Consult the product's installation instructions for final dimensional data and other details prior to making cutout.

Warranties: Please see Use & Care manual or Bosch website for statement of limited warranty.

For more information on our entire line of products, go to www.bosch-home.ca or call 1-800-944-2904

© BSH Home Appliances Corporation. All rights reserved. Bosch is a registered trademark of Robert Bosch GmbH.

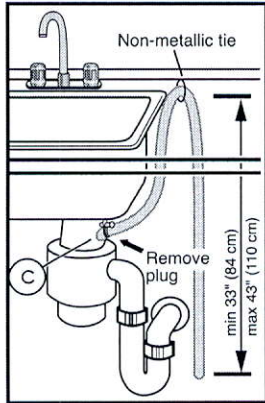
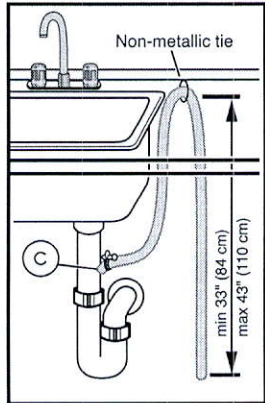
08/20 CA

24" Recessed Handle Dishwasher

300 Series – Stainless Steel SHEMA53Z25C



Installation Details



Note: Plumbing installations will vary - refer to local codes. Drain hose included is 75" (190 cm) and can be extended to a maximum of 151" (383 cm).

Always use the approved drain hose extension kit (SGZ1010UC).

Ensure a portion of the drain hose is raised between min. 33" (84 cm) and max. 43" (110 cm) above the cabinet floor.

Accessories: To purchase Bosch accessories, cleaners & parts please call 1-800-944-2904 (Mon to Fri 5 am to 6 pm PST, Sat 6 am to 3 pm PST).

Notes: All height, width and depth dimensions are shown in inches. BSH reserves the absolute and unrestricted right to change product materials and specifications, at any time, without notice. Consult the product's installation instructions for final dimensional data and other details prior to making cutout.

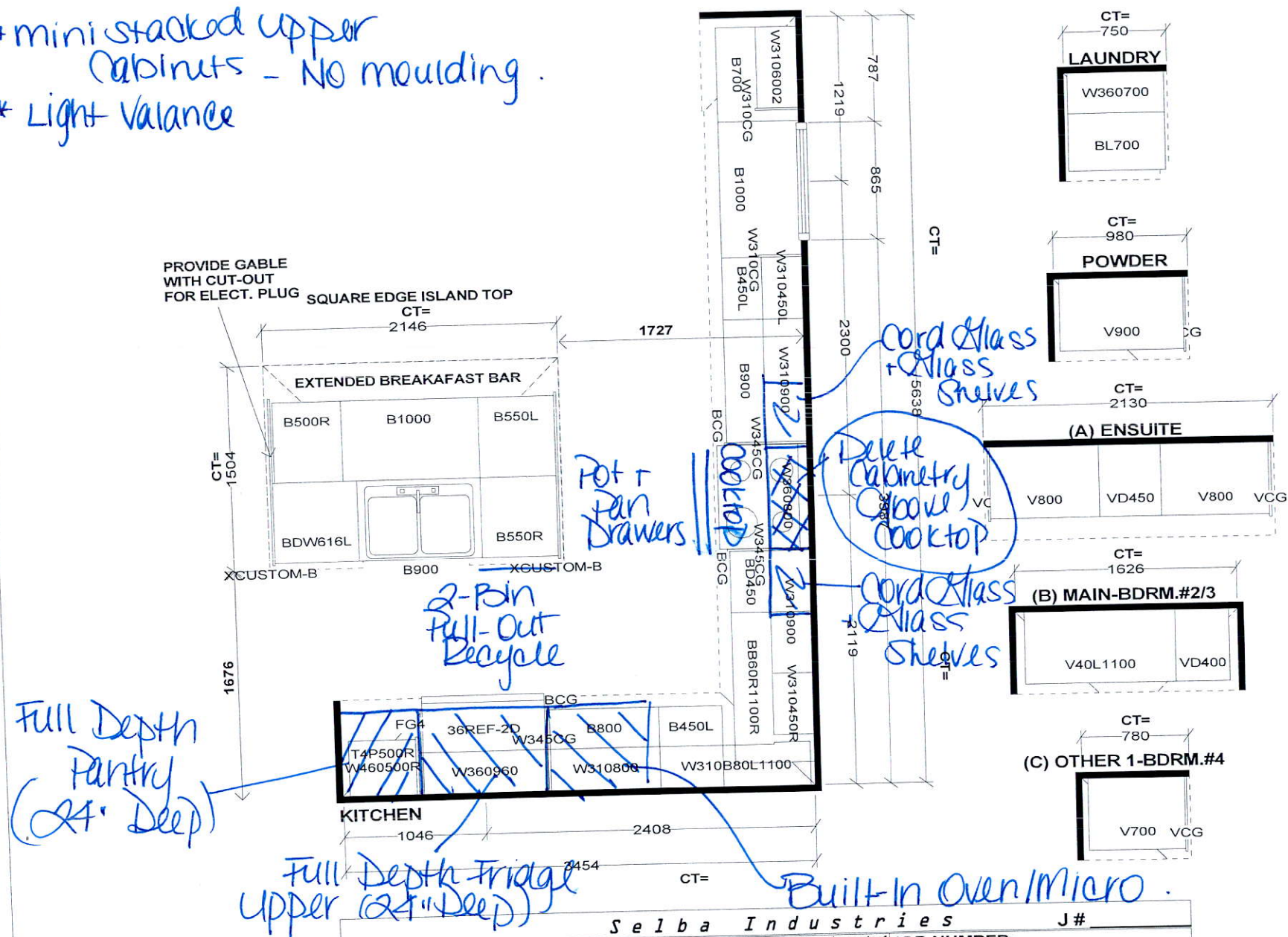
Warranties: Please see Use & Care manual or Bosch website for statement of limited warranty.

For more information on our entire line of products, go to www.bosch-home.ca or call 1-800-944-2904

© BSH Home Appliances Corporation. All rights reserved. Bosch is a registered trademark of Robert Bosch GmbH.

08/20 CA

* mini stacked upper
Cabinets - No moulding.
* Light Valance



Ln

M4

Selba Industries			J#
This drawing is the intellectual property of SELBA INDUSTRIES INC. and is an original design which must not be released or copied unless applicable fee has been paid or job order placed.			
W WIDTH	W HGHT	W CNT	JOB NUMBER:
FLOOR HGHT	DOOR HGHT		BUILDER: GREENPARK
ST. CENT	2X4	VENT BOX COVER	SITE: RUSSELL GARDENS PH.3
			MODEL: MOUNTAINASH 4X EL 1,2,3
			LOT #:



DESIGNER: KS
DATE: MAY 13 20

Add Plug Above Fireplace

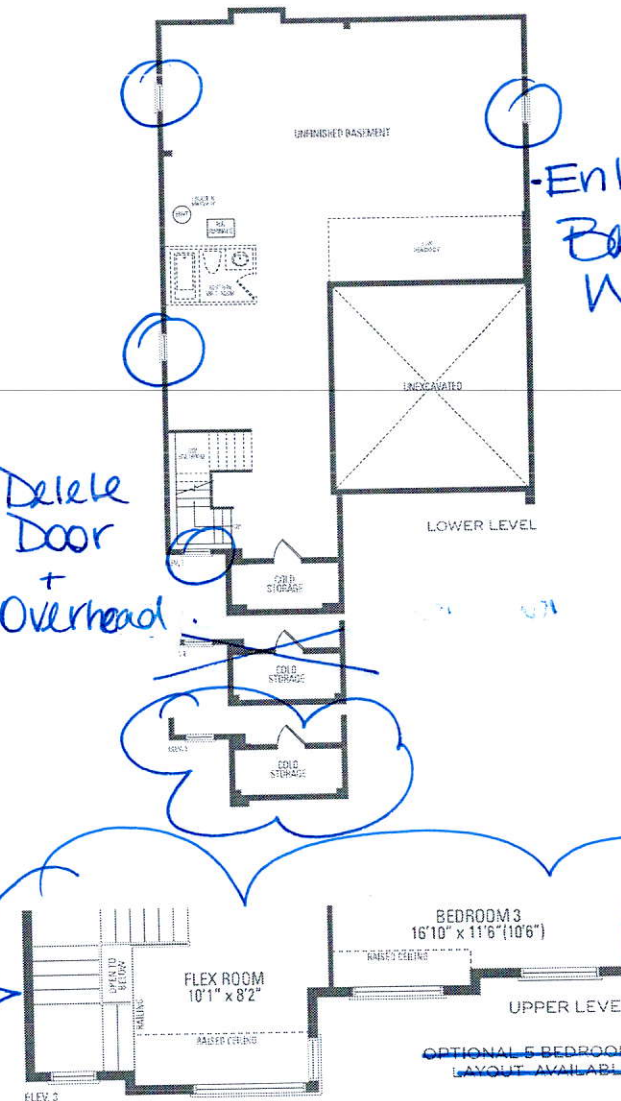
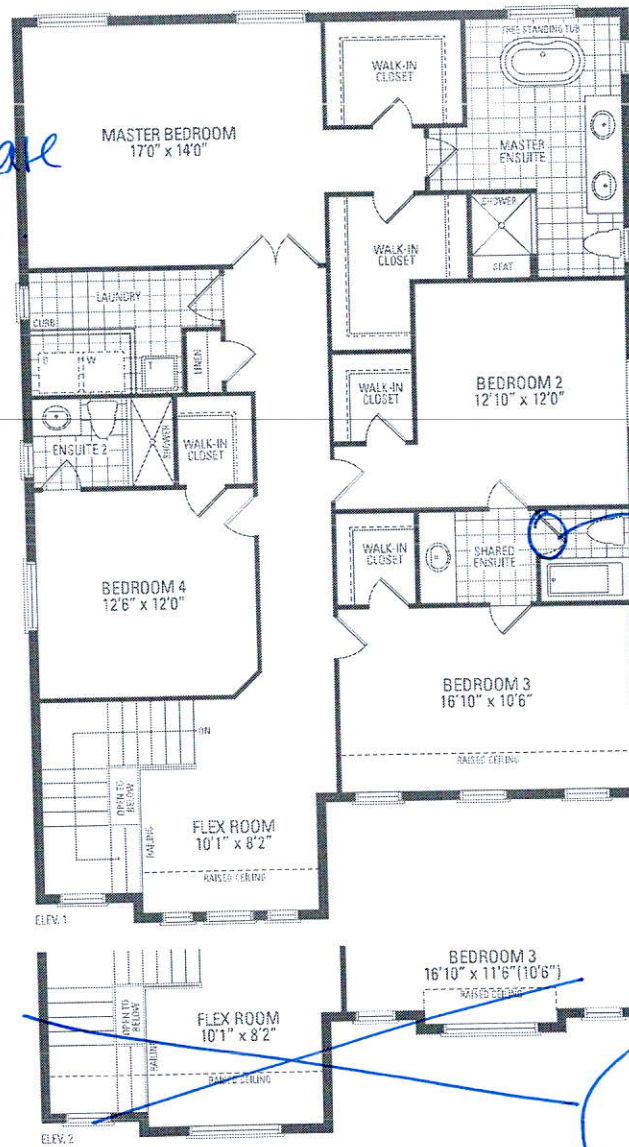
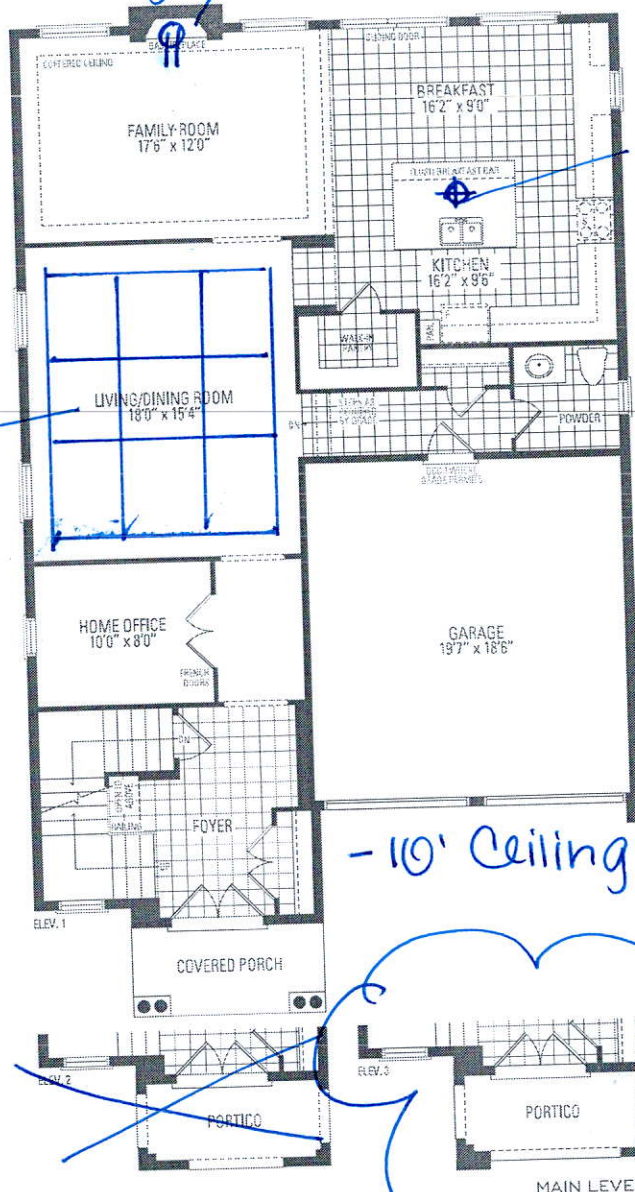
Waffle Ceiling
9-Boxes

Relocate
Stool
Light

-10' Ceiling

Delete
Door
+
Overhead

-Enlarge All
Basement
Windows



MOUNTAINASH FOUR

ELEV. 1 • 3,189 sq.ft. | ELEV. 2 • 3,191 sq.ft. | ELEV. 3 • 3,196 sq.ft.

Orientation of home may be reversed and purchaser agrees to accept the same. Steps and porches may vary at any exterior entrance ways due to grading variance. Actual usable floor space may vary from the stated floor areas. All renderings are artist's concept. Dimensions, specifications and architectural detailing subject to modifications. Roofline and adjoining model types may vary due to siting. E. & D. E. May 2020