

CONSTRUCTION SUMMARY

Reesor Ridge At Wismer - Lampone Investments Inc.

PURCHASERS: Peter LEUNG and Yok Yee Kitty TSE

TEL:

LOT / PHASE	REG. PLAN #	HOUSE TYPE		
19 Right / 1	65M-4573	Peyton 2 Elev 3		

CABINETRY

1 - KITCHEN - DELETE CABINETS ABOVE STOVE - VENDOR WILL SUPPLY 6 INCH VENT AS PER CONSTRUCTION SPECIFICATIONS AND VENT MAY NOT BE IN THE APPROPRIATE LOCATION FOR INSTALLATION OF PURCHASER SUPPLIED VENT - PURCHASER TO SUPPLY OWN FAN AFTER CLOSING
13Nov20 Note: TEMPORARY HOOD FAN MAY BE PROVIDED

CABINETRY ACCESSORIES

1 - KITCHEN CABINETRY - BUILT-IN MICROWAVE/OVEN COMBO - STANDARD

13Nov20 Note:

2 - PANTRY UNIT UPGRADE - TO GO FROM 300MM TO 600MM DEEP - PRICE IS PER FOOT - STANDARD

13Nov20 Note:

1 - KITCHEN CABINETRY UPPER - FULL DEPTH ABOVE FRIDGE - WITH GABLES - 600MM - PRICE IS EACH - STANDARD

13Nov20 Note:

2 - KITCHEN CABINETRY BASE - TOP DRAWER SINGLE - PRICE IS PER DRAWER - STANDARD

13Nov20 Note:

1 - KITCHEN CABINETRY BASE - COOKTOP CABINET WITH POT DRAWERS (2 DRAWERS) - STANDARD - 36" Cooktop

13Nov20 Note:

CERAMIC TILE

1 - TILE - UPGRADE 1 WALL TILE - - ENSUITE WALL TILE - SHOWER

13Nov20 Note:

INCLUDING TUB DECK WALL

1 - TILE - UPGRADE 1 FLOOR TILE - - ENSUITE BATHROOM - FLOOR

13Nov20 Note:

1 - TILE - UPGRADE 1 FLOOR TILE - - POWDER ROOM

13Nov20 Note:

1 - TILE - UPGRADE 1 FLOOR TILE - - FOYER

13Nov20 Note:

1 - DELETE ALL CERAMIC BATHROOM ACCESSORIES - DELETE TOWEL BAR, PAPER HOLDER & SOAP DISH THROUGHOUT

13Nov20 Note:

ELECTRICAL

1 - BUILT IN OVEN AND COOKTOP PROVISION - PROVISION ONLY - ELECTRICAL ONLY

13Nov20 Note:

1 - STANDARD DINING ROOM LIGHT TO BE CENTERED BETWEEN LIVING AND DINING ROOM

13Nov20 Note:

1 - RELOCATE STANDARD KITCHEN LIGHT TO BE CENTERED OVER ISLAND

13Nov20 Note:

HARDWOOD FLOORING

1 - LAMINATE - UPGRADE - LAMINATE FLOORING IN LIEU OF STANDARD TILE - KITCHEN AND BREAKFAST

13Nov20 Note:

PROMOTIONAL

RECEIVED

DEC 21 2020

CONSTRUCTION SUMMARY

Reesor Ridge At Wismer - Lampone Investments Inc.

PURCHASERS: Peter LEUNG and Yok Yee Kitty TSE

TEL:

LOT / PHASE 19 Right / 1	REG. PLAN # 65M-4573	HOUSE TYPE Peyton 2 Elev 3		
-----------------------------	-------------------------	-------------------------------	--	--

1 - LESS BALANCE OF CREDIT FROM PURCHASER EXTRA SHEET IN OFFER

13Nov20 Note:

STAIRS AND RAILINGS

1 - STAINED STAIRS – STANDARD STAIRCASE - PRICE IS PER SET

13Nov20 Note:

EXTRAS AS PER OFFER

PURCHASER(S) ACKNOWLEDGES THAT THE PURCHASE PRICE IS INCLUSIVE OF ALL CREDITS AND PROMOTIONAL PACKAGES AVAILABLE AT TIME OF PURCHASE.

Worksheet Note:

(Semi Detached) The Vendor agrees that notwithstanding any other term or provision in this Agreement included in the Purchase Price and in addition to those items detailed in Schedule GP to the Agreement of Purchase and Sale, the Purchaser is entitled to

Worksheet Note:

This Document is Extremely Time Sensitive - Printed 13 Nov 20 at 15:57

Purchasers: Peter LEUNG & Yok Yee Kitty TSE
Telephone Res. / Bus: /
Decor Advisor: Aly Aversa
Lock Date: 13-Nov-20

Property: 19 Right
Project: Lampone Investments Inc.
Model and Elevation: Peyton 2 Elev 3
Plan #: 65M-4573

Layout Changes: ☐ Yes ☒ No Sketch Attached: ☐ Yes ☒ No Exterior Colour Scheme:

1. Cabinetry

	Style and Colour	Hardware
Kitchen / Breakfast	DORAL H3453 LAVA GREY FLEETWOOD	447SA
Laundry Room	ELISSE	Standard
Powder Room	MONACO 823 DRIFTWOOD	446SA
Master Ensuite Bathroom	MONACO 823 DRIFTWOOD	431SA
Main Bathroom	MONACO 350 PLATINUM SILVER	431SA

Appliances: Built In Appliances ☒ Yes ☐ No Slide In Stove ☐ Yes ☒ No

Dishwasher Cabinet ☐ Closed ☒ Open 41" Upper Cabinets ☒ Yes ☐ No Please NOTE: Standard Cabinet Height is 30"

Stove Opening 36" NOTE: If not specified, opening will be set to builder's standard opening of approximately 30" width

Fridge Opening NOTE: If not specified, opening will be set to builder's standard opening of approximately 37" width x 74" height

** Refer to Construction Summary

2. Counters

	Counter	Edge
Kitchen / Breakfast	LAMINATE-CALCUTTA MARBLE 4925K-07	
Laundry Room	STANDARD	
Powder Room	LAMINATE-WHITE CARRARA 4924-38	
Master Ensuite Bathroom	LAMINATE-WHITE CARRARA 4924-38	
Main Bathroom	LAMINATE-CALCUTTA MARBLE 4925K-07	

** Refer to Construction Summary

Initials:  

Purchasers: Peter LEUNG & Yok Yee Kitty TSE
Telephone Res. / Bus: /
Decor Advisor: Aly Aversa
Lock Date: 13-Nov-20

Property: 19 Right
Project: Lampone Investments Inc.
Model and Elevation: Peyton 2 Elev 3
Plan #: 65M-4573

13-Nov-20

3. Ceramic Flooring

		At a 45 Threshold-If App.
Entrance Vestibule	TILE - STONE LTE GREY 12X24	<input type="checkbox"/> METAL STRIP WHERE APPLIC.
Main Hall	LAMINATE - LEXINGTON ROCHEFORT OAK TL-LW1317	<input type="checkbox"/>
Kitchen / Breakfast	LAMINATE - LEXINGTON ROCHEFORT OAK TL-LW1317	<input type="checkbox"/>
Laundry Room	TILE-RAINBOW LIGHT GREY 13X13	<input type="checkbox"/>
Powder Room	TILE-STONE LTE GREY 12X24	<input type="checkbox"/>
Master Ensuite Bathroom	TILE-STONE WHITE 12X24	<input type="checkbox"/>
Main Bathroom	TILE-RAINBOW LIGHT GREY 13X13	<input type="checkbox"/>
GARAGE ENTRANCE	TILE-STRATA GRAPHITE 13X13	<input type="checkbox"/>
		<input type="checkbox"/>
		<input type="checkbox"/>
		<input type="checkbox"/>

** Refer to Construction Summary

4. Ceramic Wall Tile

Master Ensuite Bathroom	Selection	Describe
Tub Deck Wall	TILE-STONE WHITE 12X24	
Tub Deck	N/A	
Tub Deck Skirt	N/A	
Shower Stall	TILE-STONE WHITE 12X24	
Bathtub Enclosure Walls	N/A	
Main Bathroom	TILE-GOLF GRIGIO 8X10	
GARAGE ENTRANCE	N/A	
Kitchen Backsplash		

** Refer to Construction Summary - STANDARD GROUT THROUGHOUT UNLESS SPECIFIED

5. Plumbing Fixtures

All Bathrooms	White	Whirlpool
	<input type="text"/>	<input type="text"/>
	<input type="text"/>	<input type="radio"/> Yes <input checked="" type="radio"/> No
	<input type="text"/>	
	<input type="text"/>	Dishwasher Rough-In <input checked="" type="radio"/> Yes <input type="radio"/> No
	<input type="text"/>	Waterline for Fridge <input type="radio"/> Yes <input checked="" type="radio"/> No

** Refer to Construction Summary

6. Trim Carpentry

Interior Doors	As Per Construction Specifications
Interior Trim	As Per Construction Specifications
Door Handles	As Per Construction Specifications
Exterior Front Door Handle	As Per Construction Specifications

** Refer to Construction Summary

Initials:

Purchasers: Peter LEUNG & Yok Yee Kitty TSE

Telephone Res. / Bus: /

Decor Advisor: Aly Aversa

Lock Date: 13-Nov-20

Property: 19 Right

Project: Lampone Investments Inc.

Model and Elevation: Peyton 2 Elev 3

Plan #: 65M-4573

7. Other Flooring

Main Hall	LAMINATE - LEXINGTON LAMINATE - ROCHEFORT OAK TL-LW1317
Living Room	LAMINATE - LEXINGTON LAMINATE - ROCHEFORT OAK TL-LW1317
Dining Room	LAMINATE - LEXINGTON LAMINATE - ROCHEFORT OAK TL-LW1317
Family Room	N/A
Den / Library / Study	N/A
Basement Landing(If Applies)	N/A
Lower Landing (If Applies)	LAMINATE - LEXINGTON LAMINATE - ROCHEFORT OAK TL-LW1317
Upper Landing	LAMINATE - LEXINGTON LAMINATE - ROCHEFORT OAK TL-LW1317
Upper Hall	CARPET - A4525 MINOTAUR 89418 BLACK ICE
Master Bedroom	CARPET - A4525 MINOTAUR 89418 BLACK ICE
Bedroom #2	CARPET - A4525 MINOTAUR 89418 BLACK ICE
Bedroom #3	CARPET - A4525 MINOTAUR 89418 BLACK ICE
Bedroom #4	N/A
Bedroom #5	N/A
KITCHEN/BREAKFAST	LAMINATE - LEXINGTON LAMINATE - ROCHEFORT OAK TL-LW1317
Underpad	Type Area
	STANDARD UNDERPAD SECOND FLOOR

** Refer to Construction Summary

8. Railings and Pickets

Railing Type	AS PER CONSTRUCTION SPECIFICATIONS	Colour	LAMINATE LEXINGTON ROCHEFORT OAK
Picket Type	AS PER CONSTRUCTION SPECIFICATIONS	Colour	LAMINATE LEXINGTON ROCHEFORT OAK
Stringer / Riser	AS PER CONSTRUCTION SPECIFICATIO	Colour	LAMINATE LEXINGTON ROCHEFORT OAK
Treads	AS PER CONSTRUCTION SPECIFICATIO	Colour	LAMINATE LEXINGTON ROCHEFORT OAK
Red Oak Stairs with Semi Gloss Finish		<input checked="" type="radio"/> Yes <input type="radio"/> No	

** Refer to Construction Summary THE STAIN COLOURS OR FINISH AVAILABLE ON RISERS, TREADS, PICKETS AND RAILS (STAIRCASES), WILL NOT BE AN EXACT MATCH TO PREFINISHED HARDWOOD OR LAMINATE FLOORS.

9. Wall Paint Flat Finish

Main & Upper Hall	22 WARM GREY	Master Bedroom	22 WARM GREY
Living Room	22 WARM GREY	Bedroom #2	22 WARM GREY
Dining Room	22 WARM GREY	Bedroom #3	22 WARM GREY
Kitchen / Breakfast	22 WARM GREY	Bedroom #4	N/A
Family Room	N/A	Bedroom #5	N/A
Powder Room	22 WARM GREY	Master Ensuite	22 WARM GREY
Laundry Room	22 WARM GREY	Main Bathroom	22 WARM GREY
Den/Library	N/A		
Trim Paint-Semi Gloss	BIRCH WHITE		

Smooth Ceilings First Floor ☐ Yes ☒ No

** Refer to Construction Summary

Initials:  

Purchasers: Peter LEUNG & Yok Yee Kitty TSE

Telephone Res. / Bus: /

Property: 19 Right

Project: Lampone Investments Inc.

Decor Advisor: Aly Aversa

Model and Elevation: Peyton 2 Elev 3

Lock Date: 13-Nov-20

13-Nov-20

Plan #: 65M-4573

10. Plaster Mouldings and Medallions

Entrance Vestibule

Main Hall

Living Room

Dining Room

Family Room

Kitchen/Breakfast

Den/Library

Lower Landing

** Refer to Construction Summary

11. Fireplace

Living Room

Purchased

As Per Plan

N/A

Family Room

Purchased

As Per Plan

N/A

Other Room - Specify

Purchased

As Per Plan

N/A

Fireplace Type

Mantle Type

Colour / Stain

Surround

Hearth

** Refer to Construction Summary

12. Heating and Air Conditioning

Air Conditioning

NO

Gas Provisions Dryer

NO

Gas Provisions Stove

NO

Gas Provisions Barbecue

NO

Comment

** Refer to Construction Summary

13. Electrical

Plugs and Switches

● White

Standard

Hood Fan

STANDARD WHITE TEMP.

Appliances

Built in Cooktop

● Yes

○ No

Built in Oven

● Yes

○ No

Gas Stove

○ Yes

● No

Microwave

● Yes

○ No

Dishwasher Rough-in

Yes

** Refer to Construction Summary

14. General Comments

** Refer to Construction Summary

Disclaimers and Notes

- Colours of all materials are as close as possible to builder's selection, but not necessarily identical due to variances in manufacturing.
- Any extras listed above are null and void unless accompanied by a separate invoice/amendment. Said invoice must be paid in full.
- The Purchaser agrees that this colour selection is final and that no changes will be permitted, unless required by the Vendor.
- The Purchaser acknowledges reading and accepting document which contains other miscellaneous disclaimers.

Signature: 

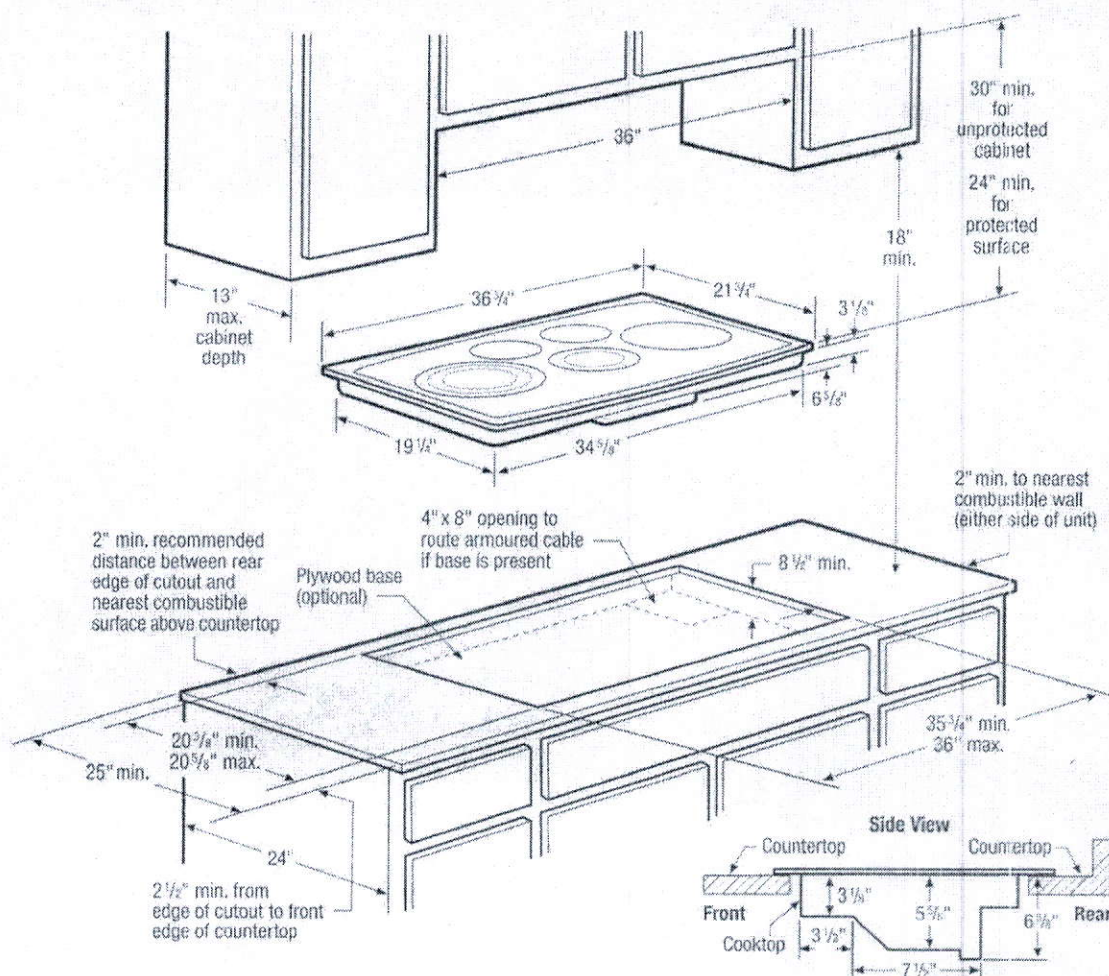
Date: _____

Signature: 

Date: 13 NOV 2020

ELECTRIC COOKTOPS

EI36EC45K S/B



36" Electric Touch-Control Cooktop Specifications

- Product Weight — 58 Lbs.
- Single phase 3- or 4-wire cable, 120/240 or 120/208 Volt, 60 Hertz, fused on both sides of line with ground. (If local code permits, range may be connected by hard-wiring or by means of power supply cord kit.)
- Connected Load (kW Rating) @ 240/208 Volts = 10.4/7.8 kW
- Amps @ 240/208 Volts = 43.3/37.5 Amps
- Recommended Circuit Breaker — 40 Amps
- Always consult local and national electric codes.
- Allow 2" space beneath cooktop or optional platform to clear electrical cable and allow space for installation of junction box on wall at back of cooktop. Position center of junction box 10" inward from right side of cooktop cutout, and 12" down from underside of countertop.
- Overhead cabinetry should not exceed a 13" maximum depth.
- Allow 30" minimum clearance between top of cooktop and bottom of unprotected wood or metal overhead cabinetry.
- Absolute minimum horizontal distance between overhead cabinets installed to either side of appliance must be no less than 36".
- Allow 24" minimum clearance when bottom of wood or metal overhead cabinet is protected by not less than 1/8" flame-retardant millboard covered with not less than No. 28 MSG sheet steel, 0.015" stainless steel, 0.024" aluminum or 0.020" copper.

- Allow 2" minimum clearance between rear edge of cutout and nearest combustible surface above countertop.
- Allow 2" minimum clearance from edge of cooktop to nearest combustible wall on either side of unit.
- Installation of drawers beneath cooktop requires minimum 10" clearance beneath countertop surface and assured clearance for electrical connection.
- To reduce risk of fire when using overhead cabinetry, install range hood that projects horizontally a recommended minimum of 5" beyond bottom of cabinets.
- Touch-Control Cooktop model EI36EC45K is approved to be used over any Electrolux Electric Single Wall Oven (EW27EW55P, EW30EW55P, EI27EW35P or EI30EW35P).

Note: For planning purposes only. Refer to Product Installation Guide on the web at electroluxappliances.com for detailed instructions.

Optional Accessories

- Granite Countertop Installation Kit — PN# (903061-9010).

Electrolux Major Appliances, N.A.

USA • 10200 David Taylor Drive • Charlotte, NC 28262 • 1-877-4electrolux (1-877-435-3287) • electroluxappliances.com
CANADA • 5855 Terry Fox Way • Mississauga, ON L5V 3E4 • 1-800-265-8352 • electroluxappliances.ca

EI36EC45K 10/15

© 2015 Electrolux Home Products, Inc.



High standards of quality at Electrolux Home Products, Inc. mean we are constantly working to improve our products. We reserve the right to change specifications or discontinue models without notice.

NQ70M7770DS

30" Microwave Combination Wall Oven

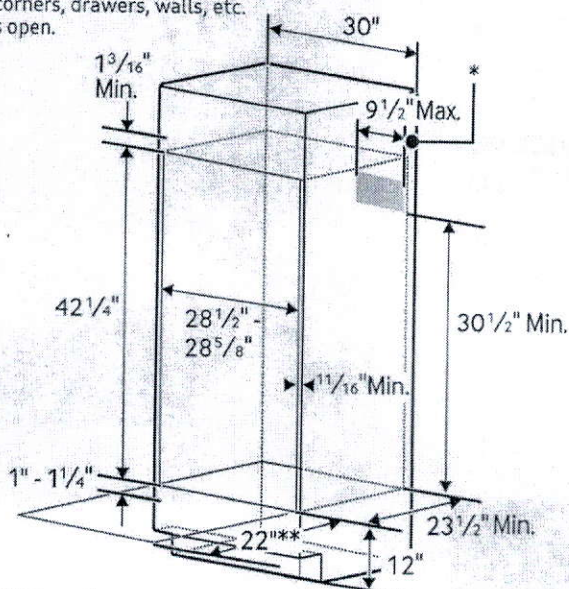
SAMSUNG

Cabinet Dimensions

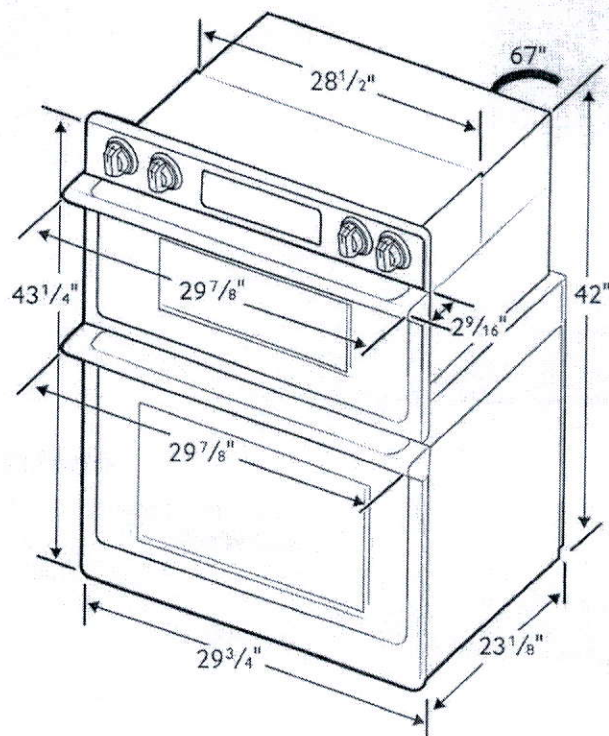
Combination Oven Installed in Cabinet

* Junction Box

** Allow a minimum of 22" for clearance to adjacent corners, drawers, walls, etc. when door is open.



Product Dimensions



Total Capacity: 1.9/5.1 cu. ft.

- Microwave: 1.9 cu. ft.
- Wall Oven: 5.1 cu. ft. total, 2.8/2.2 cu. ft.
- Hidden Bake Element
- Bake: 175°F–550°F
- Convection Bake: 175°F–550°F
- Convection Roast: 175°F–550°F
- Broil: Low-High
- Steam Bake: 230°F–550°F
- Steam Roast: 230°F–550°F
- Proofing
- Sabbath Mode

Warranty

One (1) Year All Parts and Labor

Product Dimensions & Weight (WxHxD)

Outside (Max) Combination Oven Dimensions:
29 7/8" x 43 1/4" x 25 11/16"

Combination Oven Cut-Out Dimensions:
28 1/2" x 42 1/4" x 23 1/2"

Weight: 119 lbs.

Shipping Dimensions & Weight (WxHxD)

Dimensions:
33 5/8" x 48 3/16" x 29 51/64"

Weight: 132.5 lbs.

Color

Stainless Steel
Black Stainless Steel

Model

NQ70M7770DS
NQ70M7770DG

UPC Code

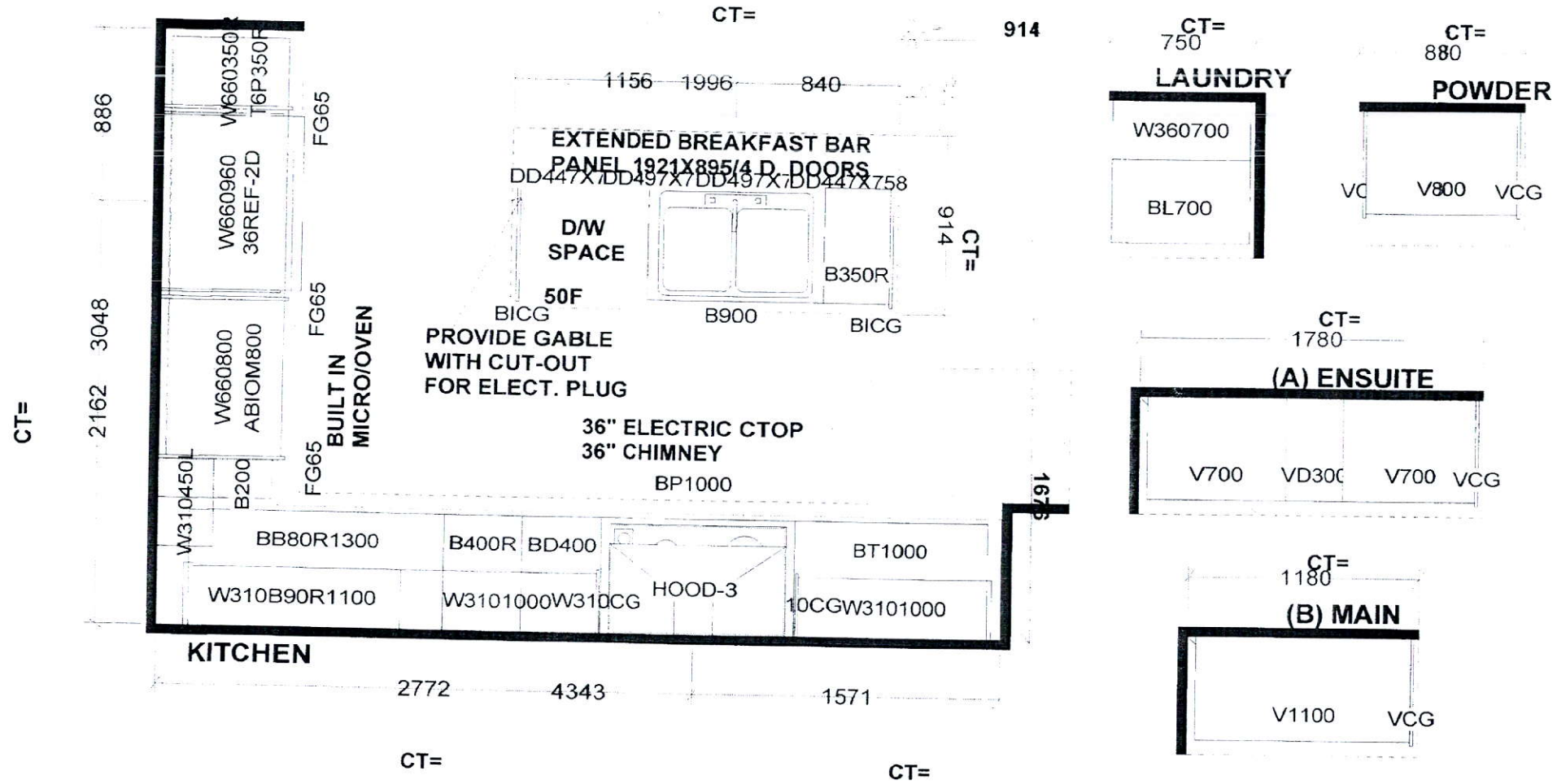
88727619518
88727619516

RATING	
240V	9.5 kW
208V	7.2 kW
BREAKER SIZE	
240V	40 Amps
208V	40 Amps


Actual color may vary. Design, specifications, and color availability are subject to change without notice. Non-metric weights and measurements are approximate.

©2017 Samsung Electronics America, Inc. 85 Challenger Road, Ridgefield Park, NJ 07660. Tel: 800-SAMSUNG. samsung.com. Samsung is a registered trademark of Samsung Electronics Co. Ltd.

FILE NAME: LAMPONE 19R



Selba Industries			J #
W WIDTH	W HGHT	W CNT	JOB NUMBER: BUILDER: GREENPARK SITE: LAMPONE, Markham MODEL: PEYTON 2X EL 1,2,3 LOT #:
FLOOR HGHT	DOOR HGHT		
ST CENT	2X4	VENT BOX COVER	
This drawing is the intellectual property of SELBA INDUSTRIES INC. and is an original design which must not be released or copied unless applicable fee has been paid or job order placed.			
CHA B DESIGNER: KS			
F C DATE: July 29 20			
ED			



This drawing is the intellectual property of
SELBA INDUSTRIES INC. and is an
artistic
interpretation of the general
appearance of the design. It is
not meant to be an exact rendition.

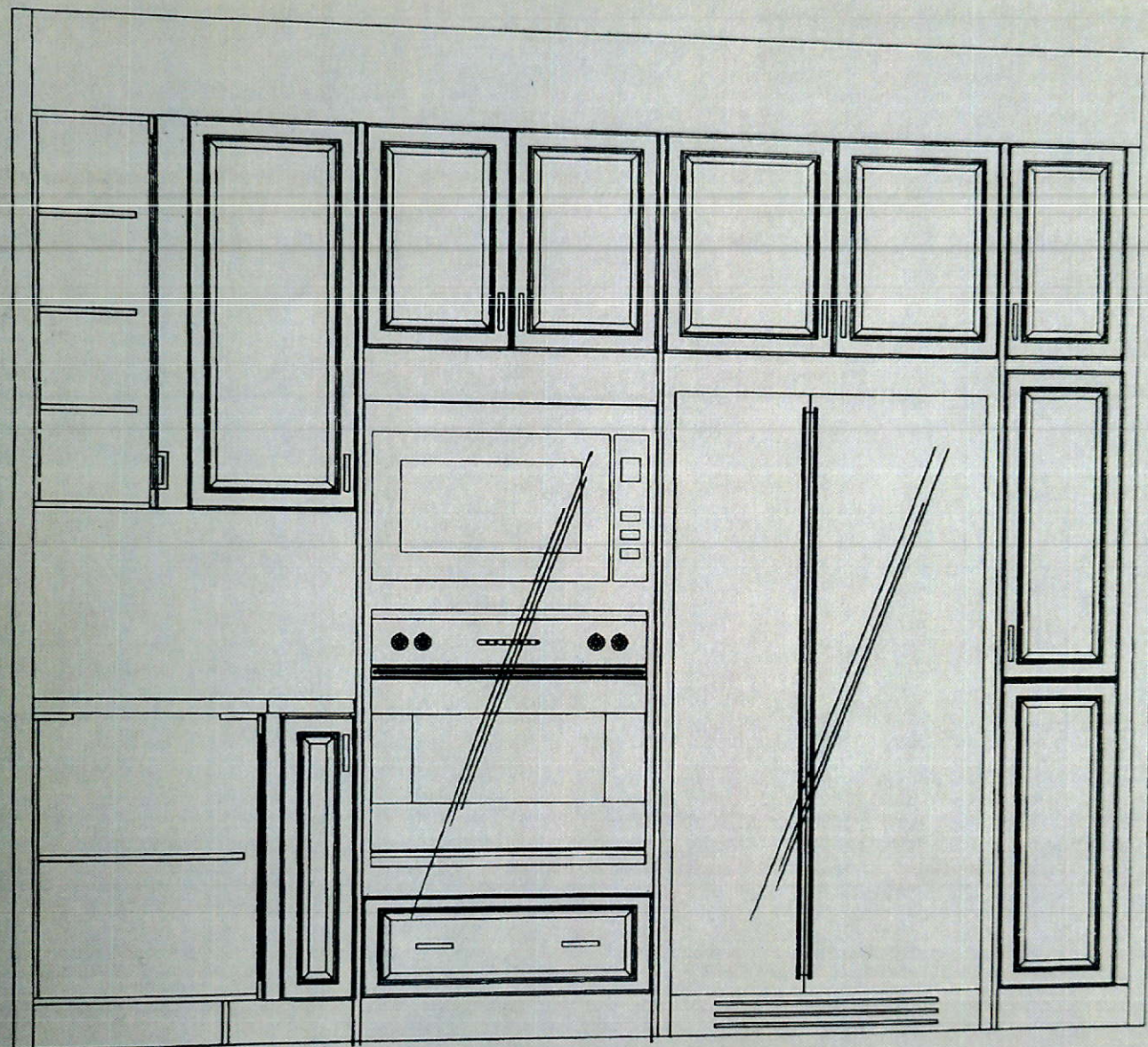
Selba
Kitchen + Bath Designs

Designed: 12/16/2020
Printed: 12/16/2020

LAMPONE 19R

LAYOUT

Drawing #: 1

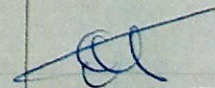


↑
?

This drawing is the intellectual property of
SELBA INDUSTRIES INC. and is an
artistic
interpretation of the general
appearance of the design. It is
not meant to be an exact rendition.

Selba
Kitchen • Bath Designs

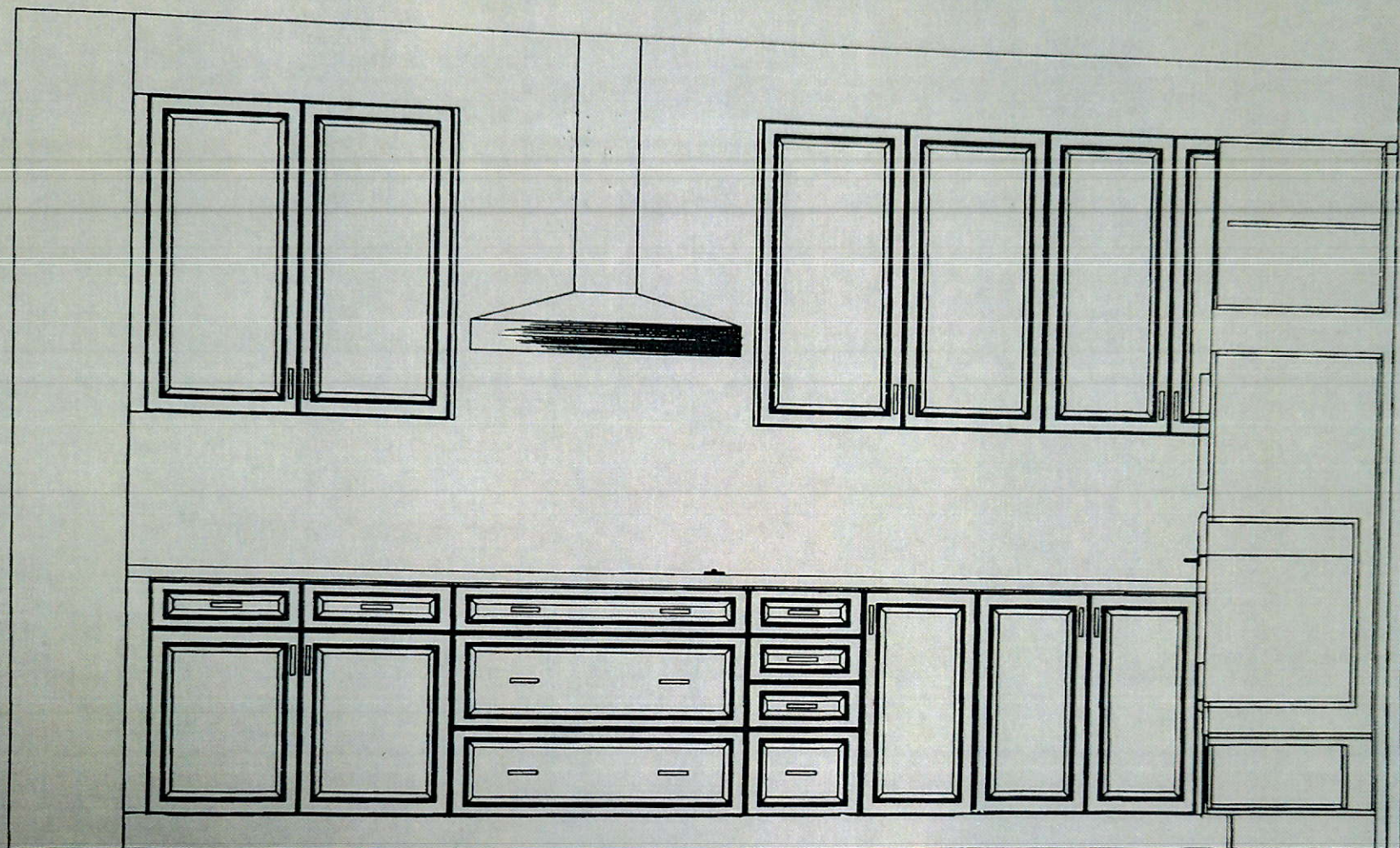
Designed: 12/16/2020
Printed: 12/16/2020



LAMPONE 19R

LAYOUT

Drawing # 1



This drawing is the intellectual property of
SELBA INDUSTRIES INC. and is an
artistic
interpretation of the general
appearance of the design. It is
not meant to be an exact rendition.

Selba
Kitchen • Bath Designs

Designed: 12/16/2020
Printed: 12/16/2020

[Signature]

LAMPONE 19R

LAYOUT

Drawing #: 1

