

CONSTRUCTION SUMMARY

Reesor Ridge At Wismer - Lampone Investments Inc.

PURCHASERS: Ting ZHOU and Bernice Chor Wai WONG

TEL:

LOT / PHASE	REG. PLAN #	HOUSE TYPE		
94 / 1	65M-4573	Kimberly 4 Elev 3		

CABINETRY

1 - KITCHEN ONLY - DELETE HARDWARE NO HOLES DRILLED 08Jan21 Note:	
1 - CABINETRY - KITCHEN - LIGHT VALENCE 08Jan21 Note:	
1 - VANITY - POWDER ROOM - UPGRADE 1 ✓ 08Jan21 Note:	
1 - CABINETRY - KITCHEN - UPGRADE 1 ✓ 08Jan21 Note:	

CABINETRY ACCESSORIES

1 - KITCHEN CABINETRY UPPER - FULL DEPTH ABOVE FRIDGE - WITH GABLES - 600MM - PRICE IS EACH - UPGRADE 1 08Jan21 Note:	
2 - KITCHEN CABINETRY BASE - PIE CUT CORNER CABINET - BASE CABINETRY - UPGRADE 1 08Jan21 Note:	
3 - KITCHEN CABINETRY BASE - POT/PAN DRAWERS (CABINET) - UPGRADE 1 08Jan21 Note:	
1 - KITCHEN CABINETRY BASE - PULLOUT WIRE SPICE RACK - PRICE IS EACH 08Jan21 Note:	

CERAMIC TILE

1 - DELETE ALL CERAMIC BATHROOM ACCESSORIES - DELETE TOWEL BAR, PAPER HOLDER & SOAP DISH THROUGHOUT 08Jan21 Note:	
1 - TILE - UPGRADE 3 FLOOR TILE - - SIDE ENTRANCE ✓ 08Jan21 Note:	
1 - TILE - UPGRADE 3 FLOOR TILE - - POWDER ROOM ✓ 08Jan21 Note:	
1 - TILE - UPGRADE 3 FLOOR TILE - - KITCHEN ✓ 08Jan21 Note:	
1 - TILE - UPGRADE 3 FLOOR TILE - - FOYER ✓ 08Jan21 Note:	

CONSTRUCTION

1 - SMOOTH CEILINGS ON FIRST FLOOR ONLY - DET ✓ 08Jan21 Note:	
1 - BASEMENT 8 FOOT 6 INCH CONCRETE POUR - MEASURED FROM TOP OF FOOTING TO TOP OF FOUNDATION WALL 31Jul20 Note:	
4 - ENLARGE BASEMENT WINDOWS (MAY REQUIRE WINDOW WELLS) - WINDOW IS 30 INCHES X 24 INCHES 31Jul20 Note:	

DOORS AND TRIM

CONSTRUCTION SUMMARY				
Reesor Ridge At Wismer - Lampone Investments Inc.				
PURCHASERS: Ting ZHOU and Bernice Chor Wai WONG				TEL:
LOT / PHASE 94 / 1	REG. PLAN # 65M-4573	HOUSE TYPE Kimberly 4 Elev 3		
1 - DOOR - EXTERIOR - FRENCH - CLEAR GLASS - BOTH DOORS ARE OPERABLE - IN LIEU OF SLIDING PATIO DOOR 08Jan21 Note:				

ELECTRICAL

1 - RELOCATE STANDARD KITCHEN LIGHT TO BE CENTERED OVER ISLAND 08Jan21 Note:	
4 - PLUG - ELECTRICAL PLUG WITH GFI 08Jan21 Note: POWDER X1 MASTER ENSUITE X1 SHARED ENSUITE X1 ENSUITE 4 X1 REFER TO SKETCH	
1 - PLUG - ELECTRICAL PLUG - ADD TO ISLAND 08Jan21 Note:	
2 - PLUG - ELECTRICAL PLUG WITH GFI AND SWITCH - FOR FESTIVE LIGHTING 08Jan21 Note: REFER TO SKETCH	
1 - 200 AMP ELECTRICAL SERVICE 31Jul20 Note:	

FIREPLACE AND ACCESSORIES

1 - GAS LINE ROUGH-IN FOR BARBECUE - FIRST FLOOR 31Jul20 Note:	
--	--

HARDWOOD FLOORING

1 - HARDWOOD - GROUP A SERIES 5 INCH - IN LIEU OF 2 1/4 INCH NATURAL RED OAK - - LIVING AND DINING ROOM 08Jan21 Note:	
1 - HARDWOOD - GROUP A SERIES 5 INCH - IN LIEU OF 2 1/4 INCH NATURAL RED OAK - - FAMILY ROOM 08Jan21 Note:	

MIRRORS AND GLASS

2 - ADD FRAMELESS GLASS SHOWER DOOR FOR 5 FOOT PAN IN SHARED ENSUITE 2/3 AND ENSUITE 4 31Jul20 Note: f	
1 - MASTER ENSUITE-FRAMELESS GLASS SHOWER ENCLOSURE 31Jul20 Note:	

PLUMBING

3 - DELTA IN2ITION SHOWER 4 SETTING – CHROME #58465-PK 08Jan21 Note: MASTER ENSUITE X1 SHARED ENSUITE X1 BEDROOM 4 ENSUITE X1	
1 - WATER LINE FOR FRIDGE - ROUGH-IN ONLY 08Jan21 Note:	
3 - TOE TESTER - ADD TOE TESTER TO SHOWER 31Jul20 Note:	

CONSTRUCTION SUMMARY				
Reesor Ridge At Wismer - Lampone Investments Inc.				
PURCHASERS: Ting ZHOU and Bernice Chor Wai WONG				TEL:

LOT / PHASE 94 / 1	REG. PLAN # 65M-4573	HOUSE TYPE Kimberly 4 Elev 3		
------------------------------	--------------------------------	--	--	--

1 - ADD IN ENSUITE 2/3 -----5 FOOT SHOWER WITH SLIDING GLASS CHROME DOORS IN LIEU OF TUB 31Jul20 Note:	
---	--

PROMOTIONAL

1 - LESS CREDIT FROM PURCHASER EXTRA SHEET IN OFFER 31Jul20 Note:	
--	--

STAIRS AND RAILINGS

1 - STAINED STAIRS – STANDARD STAIRCASE - PRICE IS PER SET 08Jan21 Note:	
1 - EUROLINE 0 08Jan21 Note: BLACK IRON PICKETS	
1 - V GROOVE HANDRAIL 08Jan21 Note:	

EXTRAS AS PER OFFER

(Single Detached) The Vendor agrees that notwithstanding any other term or provision in this Agreement included in the Purchase Price and in addition to those items detailed in Schedule GP to the Agreement of Purchase and Sale, the Purchaser is entitled Worksheet Note:	
PURCHASER(S) ACKNOWLEDGES THAT THE PURCHASE PRICE IS INCLUSIVE OF ALL CREDITS AND PROMOTIONAL PACKAGES AVAILABLE AT TIME OF PURCHASE. Worksheet Note:	

This Document is Extremely Time Sensitive - Printed 8 Jan 21 at 13:38

Purchasers:

Ting ZHOU & Bernice Chor Wai WONG

Telephone Res. / Bus:

/

Decor Advisor:

Aly Aversa

Lock Date:

8-Jan-21

Property:

94

Project:

Lampone Investments Inc.

Model and Elevation:

Kimberly 4 Elev 3

Plan #:

65M-4573

Layout Changes:

☒ Yes ☐ No

Sketch Attached:

☒ Yes ☐ No

Exterior Colour Scheme:

1. Cabinetry

	Style and Colour	Hardware
Kitchen / Breakfast	RICHMOND W350XZ4	N/A
Laundry Room	ELISSE	Standard
Powder Room	RICHMOND W350XZ4	447SA
Master Ensuite Bathroom	MONACO 904 INK	190SA
Ensuite Bath - Bedroom 2/3	MONACO W823 DRIFTWOOD	189SA
Ensuite Bath - Bedroom 4	MONACO W823 DRIFTWOOD	189SA

Appliances:

Built In Appliances

☐ Yes ☒ No

Slide In Stove

☐ Yes ☒ No

Dishwasher Cabinet

☐ Closed ☒ Open

41" Upper Cabinets

☒ Yes ☐ No

Please NOTE: Standard Cabinet Height is 30"

Stove Opening

NOTE: If not specified, opening will be set to builder's standard opening of approximately 30" width

Fridge Opening

NOTE: If not specified, opening will be set to builder's standard opening of approximately 37" width x 74" height

** Refer to Construction Summary

2. Counters

	Counter	Edge
Kitchen / Breakfast	LAMINATE-WHITE CARRARA 4924-38	
Laundry Room	N/A	
Powder Room	LAMINATE-WHITE CARRARA 4924-38	
Master Ensuite Bathroom	LAMINATE-WHITE CARRARA 4924-38	
Ensuite Bath - Bedroom 2/3	LAMINATE-WHITE CARRARA 4924-38	
Ensuite Bath - Bedroom 4	LAMINATE-WHITE CARRARA 4924-38	

** Refer to Construction Summary

Purchasers: Ting ZHOU & Bernice Chor Wai WONG

Property: 94

Telephone Res. / Bus: /

Project: Lampone Investments Inc.

Decor Advisor: Aly Aversa

Model and Elevation: Kimberly 4 Elev 3

Lock Date: 8-Jan-21

8-Jan-21

Plan #: 65M-4573

3. Ceramic Flooring

At a 45 Threshold-If App.

Entrance Vestibule	TILE - LITIUM PEARL POL 24X24	<input type="checkbox"/>	METAL STRIP WHERE APPLIC.
Main Hall	N/A	<input type="checkbox"/>	
Kitchen / Breakfast	TILE - LITIUM PEARL POL 24X24	<input type="checkbox"/>	
Laundry Room	TILE - RAINBOW WHITE 13X13	<input type="checkbox"/>	
Powder Room	TILE - LITIUM PEARL POL 24X24	<input type="checkbox"/>	
Master Ensuite Bathroom	TILE - STRATA GRIGIO 13X13	<input type="checkbox"/>	
Ensuite Bath - Bedroom 2/3	TILE - RAINBOW LIGHT GREY 13X13	<input type="checkbox"/>	
Ensuite Bath - Bedroom 4	TILE - RAINBOW LIGHT GREY 13X13	<input type="checkbox"/>	
SIDE ENTRANCE	TILE - LITIUM PEARL POL 24X24	<input type="checkbox"/>	
		<input type="checkbox"/>	
		<input type="checkbox"/>	

** Refer to Construction Summary

4. Ceramic Wall Tile

Master Ensuite Bathroom	Selection	Describe
Tub Deck Wall	N/A	
Tub Deck	N/A	
Tub Deck Skirt	N/A	
Shower Stall	TILE - CONCEPT NEVE LUC 8X16	
Bathtub Enclosure Walls	N/A	
Ensuite Bath - Bedroom 2/3	TILE - LUC GROENLANDIA BLANC 8X16	
Ensuite Bath - Bedroom 4	TILE - LUC GROENLANDIA BLANC 8X16	
SIDE ENTRANCE	N/A	
Kitchen Backsplash		

** Refer to Construction Summary - STANDARD GROUT THROUGHOUT UNLESS SPECIFIED

5. Plumbing Fixtures

All Bathrooms

White

Whirlpool

☐ Yes ☒ No

Dishwasher Rough-In

☒ Yes ☐ No

Waterline for Fridge

☒ Yes ☐ No

** Refer to Construction Summary

6. Trim Carpentry

Interior Doors	As Per Construction Specifications
Interior Trim	As Per Construction Specifications
Door Handles	As Per Construction Specifications
Exterior Front Door Handle	As Per Construction Specifications

** Refer to Construction Summary

Initials: TZ BW

Purchasers:

Ting ZHOU & Bernice Chor Wai WONG

Property: 94

Telephone Res. / Bus:

/

Project: Lampone Investments Inc.

Decor Advisor:

Aly Aversa

Model and Elevation: Kimberly 4 Elev 3

Lock Date:

8-Jan-21

8-Jan-21

Plan #: 65M-4573

7. Other Flooring

Main Hall	N/A
Living Room	HARDWOOD - MIRAGE - CAPE COD RED OAK 5" CASHMERE
Dining Room	HARDWOOD - MIRAGE - CAPE COD RED OAK 5" CASHMERE
Family Room	HARDWOOD - MIRAGE - CAPE COD RED OAK 5" CASHMERE
Den / Library / Study	N/A
Basement Landing(If Applies)	N/A
Lower Landing (If Applies)	HARDWOOD - MIRAGE - CAPE COD RED OAK 5" CASHMERE
Upper Landing	HARDWOOD - MIRAGE - CAPE COD RED OAK 5" CASHMERE
Upper Hall	LAMINATE - LEXINGTON LAMINATE - CHARLEROI OAK TL-LW1314
Master Bedroom	LAMINATE - LEXINGTON LAMINATE - CHARLEROI OAK TL-LW1314
Bedroom #2	LAMINATE - LEXINGTON LAMINATE - CHARLEROI OAK TL-LW1314
Bedroom #3	LAMINATE - LEXINGTON LAMINATE - CHARLEROI OAK TL-LW1314
Bedroom #4	LAMINATE - LEXINGTON LAMINATE - CHARLEROI OAK TL-LW1314
Bedroom #5	N/A

Underpad

Type

Area

N/A

N/A

** Refer to Construction Summary

8. Railings and Pickets

Railing Type	V-GROOVE	Colour	MIRAGE - RED OAK - CAPE COD
Picket Type	EUROLINE 0	Colour	BLACK
Stringer / Riser	AS PER CONSTRUCTION SPECIFICATIO	Colour	MIRAGE - RED OAK - CAPE COD
Treads	AS PER CONSTRUCTION SPECIFICATIO	Colour	MIRAGE - RED OAK - CAPE COD

Red Oak Stairs with Semi Gloss Finish

☒ Yes

☐ No

** Refer to Construction Summary

THE STAIN COLOURS OR FINISH AVAILABLE ON RISERS, TREADS, PICKETS AND RAILS (STAIRCASES), WILL NOT BE AN EXACT MATCH TO PREFINISHED HARDWOOD OR LAMINATE FLOORS.

9. Wall Paint Flat Finish

Main & Upper Hall	43 BIRCH WHITE	Master Bedroom	43 BIRCH WHITE
Living Room	43 BIRCH WHITE	Bedroom #2	43 BIRCH WHITE
Dining Room	43 BIRCH WHITE	Bedroom #3	43 BIRCH WHITE
Kitchen / Breakfast	43 BIRCH WHITE	Bedroom #4	43 BIRCH WHITE
Family Room	43 BIRCH WHITE	Bedroom #5	N/A
Powder Room	43 BIRCH WHITE	Master Ensuite	43 BIRCH WHITE
Laundry Room	43 BIRCH WHITE	Ensuite Bath - Bedroom 2/3	43 BIRCH WHITE
Den/Library	N/A	Ensuite Bath - Bedroom 4	43 BIRCH WHITE
Trim Paint-Semi Gloss	43 BIRCH WHITE		

Smooth Ceilings First Floor

☒ Yes

☐ No

** Refer to Construction Summary

Greenpark™

Purchasers: Ting ZHOU & Bernice Chor Wai WONG

Telephone Res. / Bus: /

Decor Advisor: Aly Aversa

Lock Date: 8-Jan-21

Property: 94

Project: Lampone Investments Inc.

Model and Elevation: Kimberly 4 Elev 3

Plan #: 65M-4573

INTERIOR COLOUR SCHEME

10. Plaster Mouldings and Medallions

Entrance Vestibule

Main Hall

Living Room

Dining Room

Family Room

Kitchen/Breakfast

Den/Library

Lower Landing

** Refer to Construction Summary

11. Fireplace

Living Room

Purchased

As Per Plan

N/A

○

○

●

Family Room

Purchased

As Per Plan

N/A

○

●

○

Other Room - Specify

Purchased

As Per Plan

N/A

○

○

●

Fireplace Type

As Per Construction Specifications

Mantle Type

MANTLE M2-STANDARD

Colour / Stain

AS PER CONSTRUCTION SPECIFICATIONS

Surround

NERO

Hearth

N/A

** Refer to Construction Summary

12. Heating and Air Conditioning

Air Conditioning

NO

Gas Provisions Dryer

NO

Gas Provisions Stove

NO

Gas Provisions Barbecue

YES

Comment

** Refer to Construction Summary

13. Electrical

Plugs and Switches

● White

Standard

Hood Fan

STANDARD WHITE

Appliances

Built in Cooktop

Built in Oven

Gas Stove

Microwave

○ Yes

● No

○ Yes

● No

○ Yes

● No

○ Yes

● No

Dishwasher Rough-in

Yes

** Refer to Construction Summary

14. General Comments

** Refer to Construction Summary


Disclaimers and Notes

1) Colours of all materials are as close as possible to builder's selection, but not necessarily identical due to variances in manufacturing.


2) Any extras listed above are null and void unless accompanied by a separate invoice/amendment. Said invoice must be paid in full.

3) The Purchaser agrees that this colour selection is final and that no changes will be permitted, unless required by the Vendor.

4) The Purchaser acknowledges reading and accepting document which contains other miscellaneous disclaimers.

Signature: 

Date: Jan 8 / 2021

Signature: 

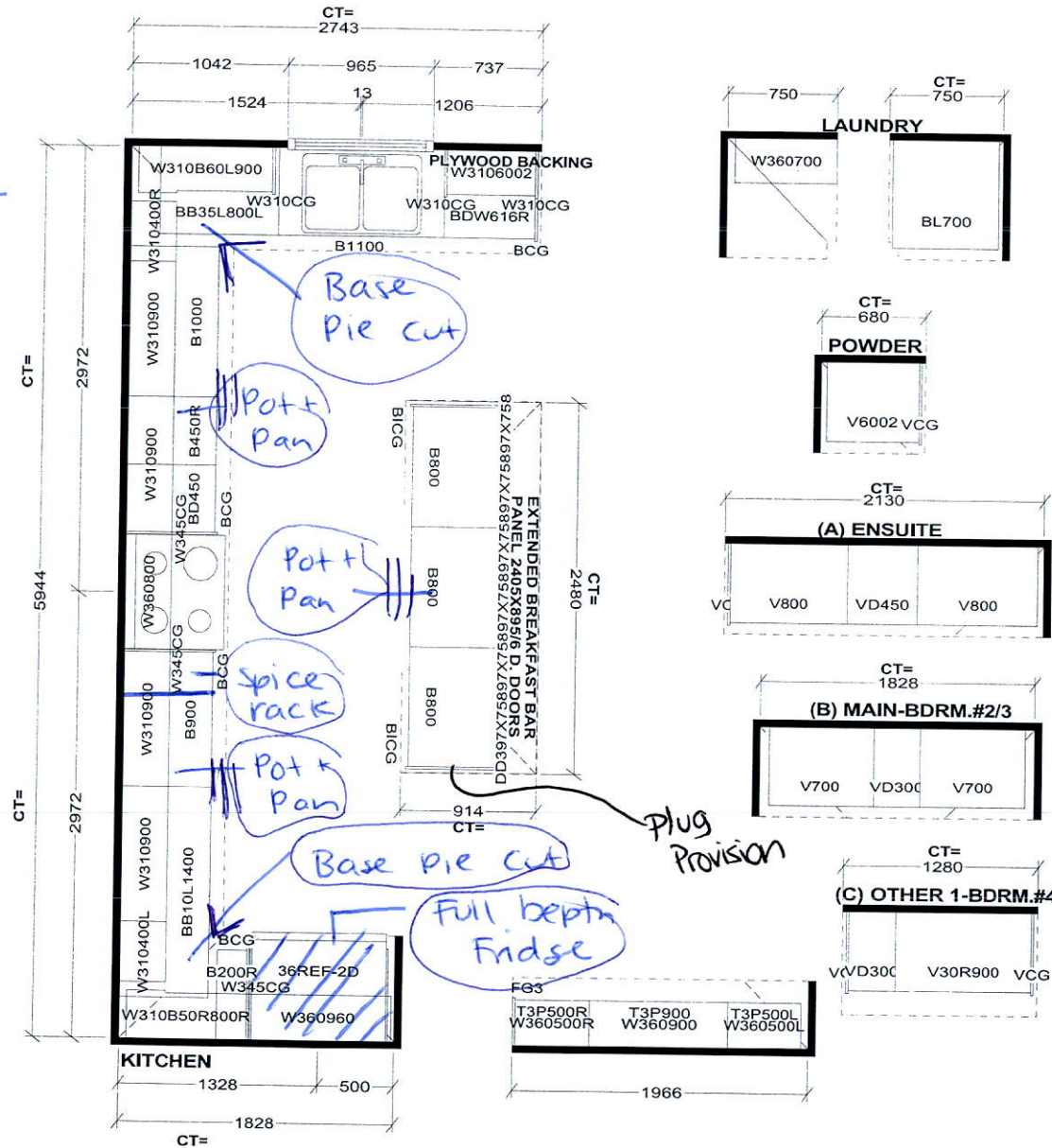
Date: Jan 8. 2021

Printed 1/8/2021 13:29:19

Page 4 of 4

- valence lighting

TZ
BW



Selba Industries			J#
W WIDTH	W HGHT	W CNT	<p>This drawing is the intellectual property of SELBA INDUSTRIES INC. and is an original design which must not be released or copied unless applicable fee has been paid or job order placed.</p> <p>DESIGNER: KS DATE: July 29 20</p>
FLOOR HGHT	DOOR HGHT		
ST CENT	2X4	VENT BOX COVER	
<p>JOB NUMBER: BUILDER: GREENPARK SITE: LAMPONE, Markham MODEL: KIMBERLY 4X EL 1,2,3 LOT #:</p>			



Orientation of home may be reversed and purchaser agrees to accept the same. Steps and porches may vary at any exterior entrance ways due to grading variance. Actual usable floor space may vary from the stated floor areas. All renderings are artist's concept. Dimensions, specifications and architectural detailing subject to modifications. Roofline and adjoining model types may vary due to siting. E. & O. E. June 2020