










HVAC LEGEND

	4X10 SUPPLY GRILLE
	14X8 RETURN GRILLE
	4X10 SUPPLY GRILLE 6'Ø BOOT
	30X8 RETURN GRILLE
	SUPPLY DUCTWORK
	RETURN DUCTWORK
	EXHAUST FAN
	LOW WALL
	HIGH WALL

GENERAL NOTES

ALL DRAWINGS, CALCULATIONS AND SPECIFICATIONS ARE THE PROPERTY OF HVAC DESIGNS LTD.® AND MAY NOT BE REPRODUCED, MODIFIED OR ALTERED WITHOUT EXPRESSED WRITTEN CONSENT. THE DRAWINGS ARE DATED AND USE OF THESE DRAWINGS AFTER ONE YEAR FROM THE DATED NOTED IS NOT AUTHORIZED. CONTRACTOR SHALL CHECK ALL CONDITIONS BEFORE PROCEEDING WITH WORK. LATEST MUNICIPAL APPROVED DRAWINGS ONLY TO BE USED DURING INSTALLATION OF HEATING SYSTEM. HVAC DESIGNS LTD. IS NOT LIABLE FOR ANY CLAIMS ARISING FROM UNAUTHORIZED USE OF THE DRAWINGS OR FROM ANY CHANGES TO ACCEPTED STANDARDS AND/OR THE ONTARIO BUILDING CODE.

INSTALLATION TO COMPLY WITH THE LATEST ONTARIO BUILDING CODE. ALL SUPPLY BRANCH OUTLETS SHALL BE EQUIPPED WITH MANUAL BALANCING DAMPER. DUCTWORK WHICH PASSES THROUGH THE GARAGE OR UNHEATED SPACES SHALL BE ADEQUATELY INSULATED AND GAS-PROOFED

ALL S/A DIFFUSERS "4x10" UNLESS NOTED OTHERWISE ON LAYOUT. ALL S/A RUNS 5"Ø UNLESS NOTED OTHERWISE ON LAYOUT. UNDERCUT DOORS 1" min. FOR R/A

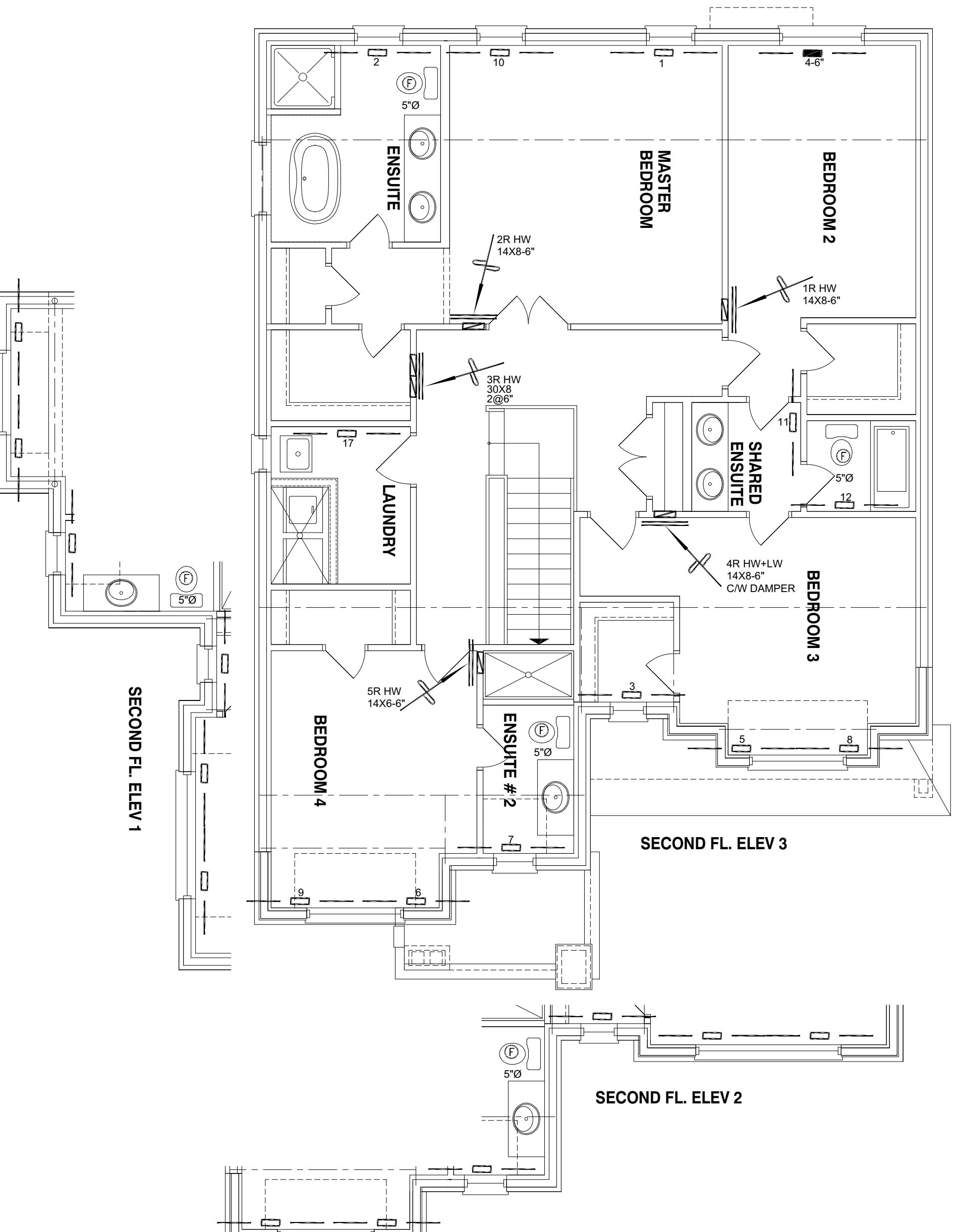
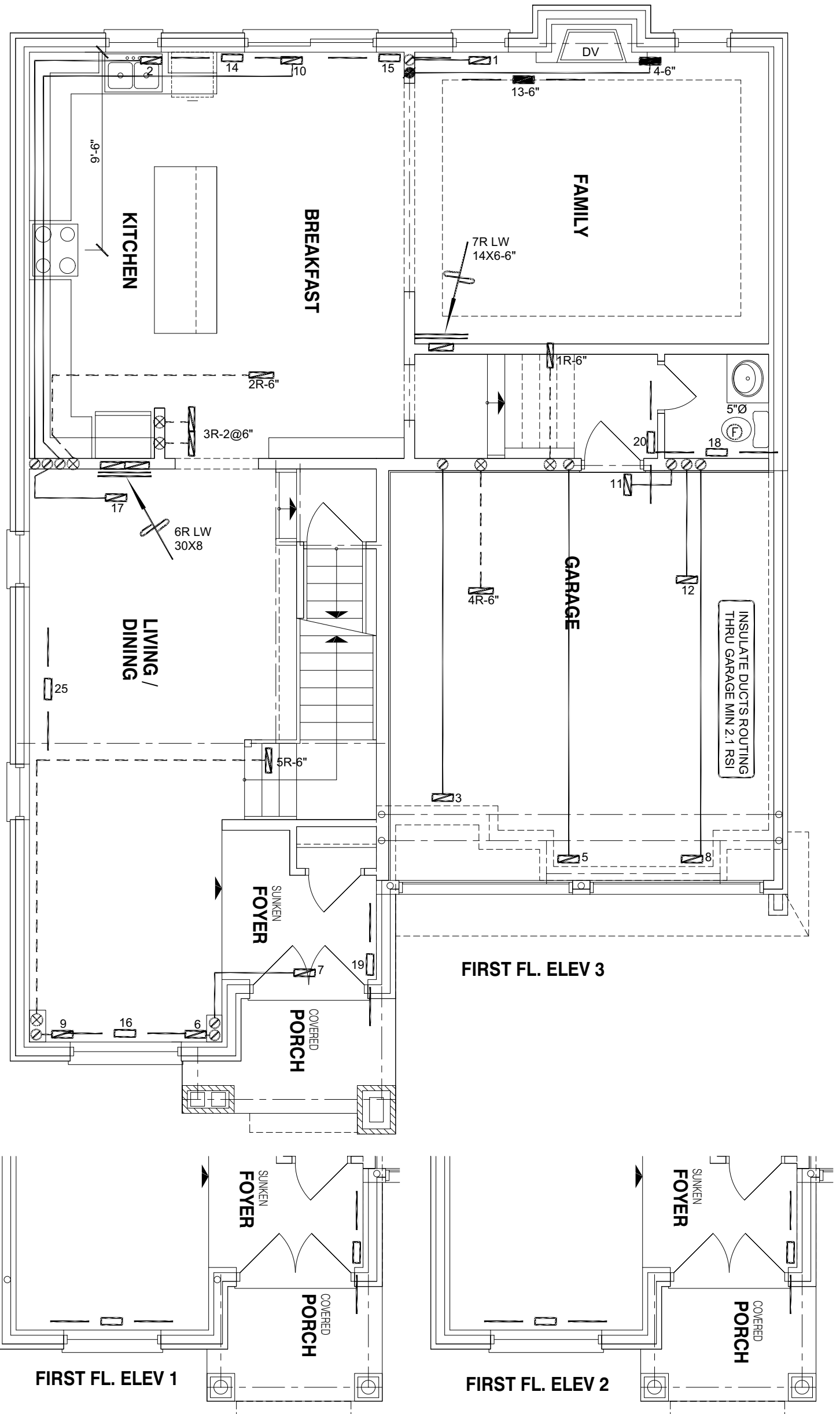
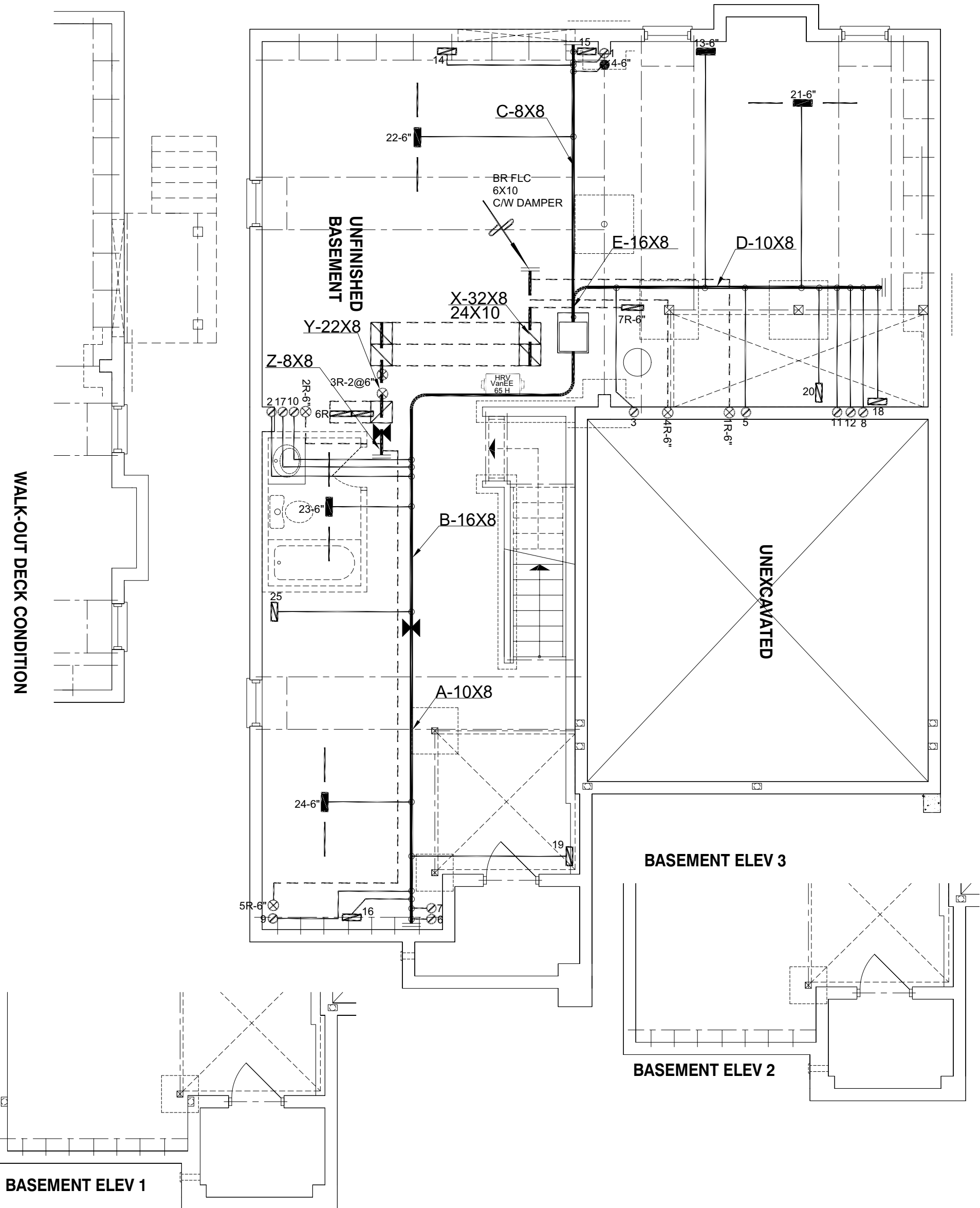
EXHAUST DUCTS SERVING THE KITCHEN SHALL NOT BE SMALLER THAN RECOMMENDED BY THE MANUFACTURER OF THE FANS.

HEAT LOSS 58176 BTU/H UNIT DATA		# OF RUNS	S/A	R/A	FANS
MAKE	GOODMAN	3RD FLOOR			
MODEL	GMEC960803BNA	2ND FLOOR	13	5	3
INPUT	80 MBTU/H	1ST FLOOR	8	2	2
OUTPUT	76.8 MBTU/H	BASEMENT	4	1	0
COOLING	3.0 TONS	ALL S/A DIFFUSERS 4 "x10" UNLESS NOTED OTHERWISE ON LAYOUT. ALL S/A RUNS 5"Ø UNLESS NOTED OTHERWISE ON LAYOUT. UNDERCUT DOORS 1" min. FOR R/A			
FAN SPEED	1122 cfm @ 0.8" w.c.				



Date: 02/05/21
ALL CONSTRUCTION SHALL COMPLY WITH THE ONTARIO BUILDING CODE

NO PERSON SHALL CONSTRUCT OR DEMOLISH A BUILDING OR CAUSE A BUILDING TO BE CONSTRUCTED EXCEPT IN ACCORDANCE WITH THESE CERTIFIED BUILDING PERMIT DOCUMENTS. THE BUILDING CODE ACT AND THE BUILDING CODE.
NOTE: THE PROPOSED DEVELOPMENT IS SUBJECT TO COMPLIANCE WITH ALL APPLICABLE PROVISIONS OF THE ZONING BY-LAW AND ALL OTHER APPLICABLE LAWS INCLUDING THE PROVISIONS OF A SITE PLAN AND/OR SUBDIVISION AGREEMENT WHICH MAY OR MAY NOT BE REGISTERED ON TITLE



INDICATES OVERLAP, HAVE REVIEW AND HAVE BEEN REVIEWED FOR THE DESIGN TEAM
Michael O'Rourke, B.Sc. (Hons)
HVAC DESIGNS LTD.

2	ISSUED FOR PERMIT	JULY 2020	PS
No.	Revision	Date	By

SB-12 PACKAGE A1

HVACDESIGNS LTD.
375 Finley Ave - Unit 202 - Ajax, Ontario L1S 2E2
Tel: 905.619.2300 - 905.420.5300 Fax 905.619.2375
Email: info@hvacdsgns.ca
Web: www.hvacdsgns.ca
Specializing in Residential Mechanical Design Services

Client	GREENPARK
Project Name	LAMPONE INVESTMENTS MARKHAM, ONTARIO KIMBERLY 4 2915 SQFT
Sheet Title	HVAC DESIGN
Drawn By	PS
Scale	3/16"=1'-0"
Date	JULY 2020
LO #	86804
Checked By	AS
Sheet No.	1