

CONSTRUCTION SUMMARY

Mountainview Heights 3 (G) - Russell Gardens Building Ltd.

PURCHASERS: KULDIP SINGH TOOR and KIRANADEEP TOOR

TEL: RES.: 647-631-2009

LOT / PHASE	REG. PLAN #	HOUSE TYPE		
322 / 3	62M-1266	Mountainash Seven Elev 3		

CABINETRY

1 - CABINETRY - KITCHEN - HARDWARE UPGRADE 2 14Jul21 Note:	
1 - KITCHEN - DELETE CABINETS ABOVE STOVE - VENDOR WILL SUPPLY 6 INCH VENT AS PER CONSTRUCTION SPECIFICATIONS AND VENT MAY NOT BE IN THE APPROPRIATE LOCATION FOR INSTALLATION OF PURCHASER SUPPLIED VENT - PURCHASER TO SUPPLY OWN FAN AFTER CLOSING 14Jul21 Note: TEMPORARY HOOD FAN MAY BE PROVIDED	
1 - VANITY - POWDER ROOM - UPGRADE 2 14Jul21 Note:	
1 - CABINETRY - KITCHEN - LIGHT VALENCE 14Jul21 Note:	
1 - CABINETRY - KITCHEN - UPGRADE 2 14Jul21 Note:	

CABINETRY ACCESSORIES

1 - KITCHEN CABINETRY BASE - PIE CUT CORNER CABINET - BASE CABINETRY - UPGRADE 2 14Jul21 Note:	
1 - PANTRY UNIT UPGRADE - TO GO FROM 300MM TO 600MM DEEP - PRICE IS PER FOOT - UPGRADE 2 14Jul21 Note:	
1 - KITCHEN CABINETRY UPPER - FULL DEPTH ABOVE FRIDGE - WITH GABLES - 600MM - PRICE IS EACH - UPGRADE 2 14Jul21 Note:	
1 - KITCHEN CABINETRY BASE - PULLOUT RECYCLE 2 BIN - PRICE IS EACH 14Jul21 Note:	
1 - KITCHEN CABINETRY BASE - BUILT-IN - MICROWAVE BASE CABINET WITH SINGLE POT DRAWER - 800MM WIDE - PRICE IS EACH - UPGRADE 2 14Jul21 Note:	
1 - KITCHEN CABINETRY BASE - COOKTOP CABINET WITH PANEL CUTOUT FOR BUILT IN OVEN BELOW - UPGRADE 2 14Jul21 Note:	
1 - KITCHEN CABINETRY UPPER - GLASS DOOR - GLK340 CORD GLASS - FINISHED INTERIOR - FITS TALL UPPER CABINETS ONLY - PRICE IS PER DOOR - UPGRADE 2 14Jul21 Note:	
1 - KITCHEN CABINETRY UPPER - ANGLED CORNER CABINET - FITS TALL UPPER CABINETS - PER UNIT - UPGRADE 2 14Jul21 Note:	
1 - KITCHEN CABINETRY BASE - POT/PAN DRAWERS (CABINET) - UPGRADE 2 14Jul21 Note:	
1 - KITCHEN CABINETRY BASE - PULLOUT WIRE SPICE RACK - PRICE IS EACH 14Jul21 Note:	

CERAMIC TILE

1 - TILE - UPGRADE 4 FLOOR TILE - - ENSUITE BATHROOM - FLOOR 14Jul21 Note:	
---	--



CONSTRUCTION SUMMARY

Mountainview Heights 3 (G) - Russell Gardens Building Ltd.

PURCHASERS: KULDIP SINGH TOOR and KIRANADEEP TOOR

TEL: RES.: 647-631-2009

LOT / PHASE	REG. PLAN #	HOUSE TYPE		
322 / 3	62M-1266	Mountainash Seven Elev 3		
1 - TILE - UPGRADE 4 WALL TILE - - ENSUITE WALL TILE - SHOWER 14Jul21 Note:				
1 - TILE - UPGRADE 3 FLOOR TILE - - POWDER ROOM 14Jul21 Note:				
1 - TILE - UPGRADE 3 FLOOR TILE - SIDE ENTRANCE 14Jul21 Note:				
1 - TILE - UPGRADE 3 FLOOR TILE - - KITCHEN 14Jul21 Note:				
1 - TILE - UPGRADE 3 FLOOR TILE - - FOYER 14Jul21 Note:				

CONSTRUCTION

1 - SMOOTH CEILINGS ON FIRST FLOOR ONLY - DET 14Jul21 Note:	
---	--

COUNTER TOP

1 - COUNTER TOP - UPGRADE - KITCHEN - BACKSPLASH 14Jul21 Note:	
1 - COUNTER TOP - UPGRADE - ENSUITE BATHROOM 3/4 VANITY COUNTER TOP 14Jul21 Note:	
1 - COUNTER TOP - UPGRADE - ENSUITE BATHROOM 2 VANITY COUNTER TOP 14Jul21 Note:	
1 - COUNTER TOP - UPGRADE - ENSUITE BATHROOM VANITY COUNTER TOP 14Jul21 Note:	
1 - COUNTER TOP - UPGRADE - POWER ROOM VANITY COUNTER TOP 14Jul21 Note:	
1 - COUNTER TOP - UPGRADE - KITCHEN COUNTER TOP 14Jul21 Note:	

DOORS AND TRIM

1 - TRIM - UPGRADE 2- 7-¼” BASEBOARD AND 3” CASING 14Jul21 Note:	
--	--

ELECTRICAL

1 - BUILT IN OVEN AND COOKTOP PROVISION - PROVISION ONLY - ELECTRICAL ONLY 14Jul21 Note:	
1 - KITCHEN - VALANCE LIGHTING - LED LIGHTING 14Jul21 Note:	
1 - PLUG - ELECTRICAL PLUG - ADD TO ISLAND 14Jul21 Note:	

CONSTRUCTION SUMMARY

Mountainview Heights 3 (G) - Russell Gardens Building Ltd.

PURCHASERS: KULDIP SINGH TOOR and KIRANADEEP TOOR

TEL: RES.: 647-631-2009

LOT / PHASE	REG. PLAN #	HOUSE TYPE		
322 / 3	62M-1266	Mountainash Seven Elev 3		

2 - PLUG - ELECTRICAL PLUG - INSTALLED FOR FUTURE WALL MOUNT 14Jul21 Note: APPROX. 5'-0" FROM FINISHED FLOOR	
1 - LIGHT AND SWITCH - NO FIXTURE INCLUDED - LIVING ROOM 14Jul21 Note:	
2 - PLUG - ELECTRICAL PLUG WITH GFI AND SWITCH - FOR FESTIVE LIGHTING 14Jul21 Note: REFER TO SKETCH	
1 - RELOCATE STANDARD KITCHEN LIGHT TO BE CENTERED OVER ISLAND 14Jul21 Note:	
1 - PLUG - ELECTRICAL PLUG - TO BE INSTALLED OVER FIREPLACE 14Jul21 Note:	


FIREPLACE AND ACCESSORIES

1 - GAS LINE ROUGH-IN FOR STOVE (INCLUDES ELECTRICAL OUTLET) - FIRST FLOOR 14Jul21 Note:	
--	--

HARDWOOD FLOORING

1 - HARDWOOD - GROUP B SERIES 5 INCH - IN LIEU OF 2 1/4 INCH NATURAL RED OAK - - FAMILY ROOM 14Jul21 Note:	
1 - HARDWOOD - GROUP B SERIES 5 INCH - IN LIEU OF 2 1/4 INCH NATURAL RED OAK - - LIBRARY/DEN 14Jul21 Note:	
1 - HARDWOOD - GROUP B SERIES 5 INCH - IN LIEU OF 2 1/4 INCH NATURAL RED OAK - - LIVING AND DINING ROOM 14Jul21 Note:	
1 - HARDWOOD - GROUP B SERIES 5 INCH - IN LIEU OF 2 1/4 INCH NATURAL RED OAK - - MAIN HALL 14Jul21 Note:	

MIRRORS AND GLASS

1 - *** DELETE *** MASTER ENSUITE – FRAMELESS GLASS SHOWER ENCLOSURE – INCLUDES CHROME KNOB AND HINGES 20Jul21 Note:		
1 - MASTER ENSUITE – FRAMELESS GLASS SHOWER ENCLOSURE – INCLUDES CHROME KNOB AND HINGES 14Jul21 Note:		

MISCELLANEOUS

1 - NO FURTHER CHANGES 20Jul21 Note:	
--	--

PLASTER MOULDINGS

1 - CORNICE MOULDING - - POWDER ROOM 14Jul21 Note:	
1 - CORNICE MOULDING - - LIVING AND DINING ROOM 14Jul21 Note:	
1 - CORNICE MOULDING - - LIBRARY/DEN 14Jul21 Note:	

CONSTRUCTION SUMMARY

Mountainview Heights 3 (G) - Russell Gardens Building Ltd.

PURCHASERS: KULDIP SINGH TOOR and KIRANADEEP TOOR

TEL: RES.: 647-631-2009

LOT / PHASE	REG. PLAN #	HOUSE TYPE		
322 / 3	62M-1266	Mountainash Seven Elev 3		
1 - CORNICE MOULDING - - KITCHEN				
14Jul21 Note:				
1 - CORNICE MOULDING - - FOYER				
14Jul21 Note:				
1 - CORNICE MOULDING - - FAMILY ROOM				
14Jul21 Note:				

PLUMBING

5 - SINK - UNDERMOUNT SINK - CONTRAC COLLETTE #4220CIY				
14Jul21 Note: POWDER - X1				
MASTER ENSUITE - X2				
BEDROOM 2 - X1				
SHARED 3/4 - X1				
1 - TOE TESTER - ADD TOE TESTER TO SHOWER				
14Jul21 Note: SHARED 3/4 - X1				
1 - SINK - UNDERMOUNT SINK - BLANCO QUATRUS R15 U SUPER SINGLE #401518				
14Jul21 Note:				
1 - 5 FOOT SHOWER WITH SLIDING GLASS CHROME DOORS IN LIEU OF TUB				
14Jul21 Note:				
1 - WATER LINE FOR FRIDGE - ROUGH-IN ONLY				
14Jul21 Note:				

PROMOTIONAL

1 - LESS BALANCE OF CREDIT FROM PURCHASER EXTRA SHEET IN OFFER				
14Jul21 Note:				

STAIRS AND RAILINGS

1 - V GROOVE HANDRAIL				
14Jul21 Note:				
1 - 4 X 4 POSTS				
14Jul21 Note: BOX POST				
1 - EUROLINE 2				
14Jul21 Note: BLACK IRON PICKET				
1 - STAINED STAIRS – STANDARD STAIRCASE - PRICE IS PER SET				
14Jul21 Note:				

CONSTRUCTION SUMMARY

Mountainview Heights 3 (G) - Russell Gardens Building Ltd.

PURCHASERS: KULDIP SINGH TOOR and KIRANADEEP TOOR

TEL: RES.: 647-631-2009

LOT / PHASE 322 / 3	REG. PLAN # 62M-1266	HOUSE TYPE Mountainash Seven Elev 3		
------------------------	-------------------------	--	--	--

EXTRAS AS PER OFFER


(1) The Vendor agrees that notwithstanding any other term or provision in this Agreement included in the Purchase Price and in addition to those items detailed in Schedule GP to the Agreement of Purchase and Sale, the Purchaser is entitled to a credit of <i>Worksheet Note:</i>	
Purchase Price includes Three (3) enlarged basement windows, and the obligation to construct the house with the enlarged basement windows is subject to the Vendor's approval, in its sole and unfettered discretion The Purchaser acknowledges and agrees th <i>Worksheet Note:</i>	
PURCHASER(S) ACKNOWLEDGES THAT THE PURCHASE PRICE IS INCLUSIVE OF ALL CREDITS AND PROMOTIONAL PACKAGES AVAILABLE AT TIME OF PURCHASE. <i>Worksheet Note:</i>	

This Document is Extremely Time Sensitive - Printed 21 Jul 21 at 9:30

NV51T5512SS

30" Flush Mount Single Wall Oven

SAMSUNG



Signature Features

5.1 cu. ft. Capacity

- Accommodates a roast, multiple casserole dishes, or two full racks of cookies.

Digital Touch Controls with Wi-Fi¹

- Touch Controls offer an integrated and premium design that is easy to clean.


Blue Ceramic Interior

- Blue Ceramic enamel interior offers a premium look and feel.


Available Colours



Stainless Steel



Digital Touch Controls



Blue Ceramic Interior

Features

- 5.1 cu. ft. Capacity
- Wi-Fi Connectivity
- Glass Touch Controls
- Steam Clean & Self-Clean
- Halogen Lights
- Easy View Window
- 2 Heavy-Duty Racks
- Broil Element
- 6 Rack Positions
- Drop-Down Door Design
- ADA Compliant

Convenience

- Sabbath Mode
- Hidden Heating Element
- Delay Start
- Child Safety Lock
- Proofing
- Warming Mode
- Kitchen Timer

¹The Samsung SmartThings application is required and is available on Android and iOS devices. A Wi-Fi connection and a Samsung account are required.



ADA Compliant

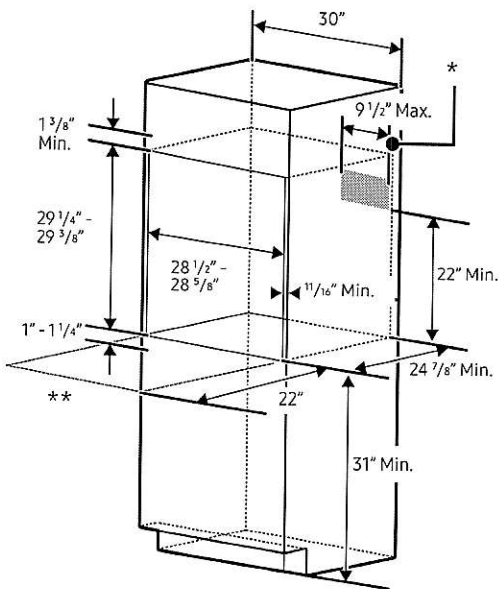
NV51T5512SS

SAMSUNG

30" Flush Mount Single Wall Oven

Cabinet Dimensions

- Single Oven Flush Installed in Cabinet
- * Junction Box
 - ** Allow a minimum of 22" for clearance to adjacent corners, drawers, walls, etc., when door is open.



Total Capacity: 5.1 cu. ft.

- Hidden Bake Element
- Bake: 175°F-550°F
- Broil: Low-High
- Proofing
- Sabbath Mode

Warranty

One (1) Year All Parts and Labour

Product Dimensions & Weight (WxHxD)

Outside (Max) Wall Oven Dimensions:

29 3/4" x 28 13/16" x 26 3/5"

Wall Oven Cut-Out Dimensions: 28 1/2" x 27 1/4" x 23 1/2"

Weight: 129.6 lbs (58.8 Kg)

Shipping Dimensions & Weight (WxHxD)

Dimensions: 33 11/16" x 33 7/10" x 29 4/5"

Weight: 151.9 lbs (68.9 Kg)

Colour

Stainless Steel

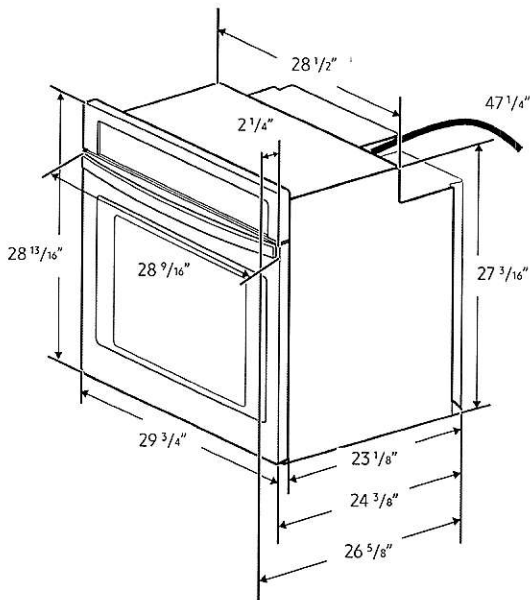
Model

NV51T5512SS

UPC Code

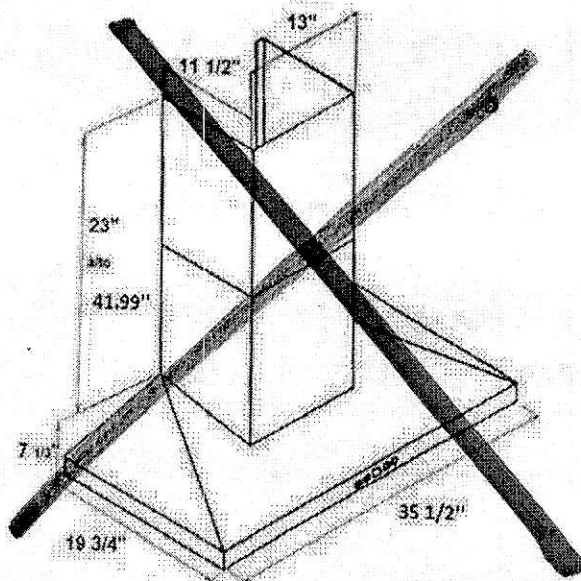
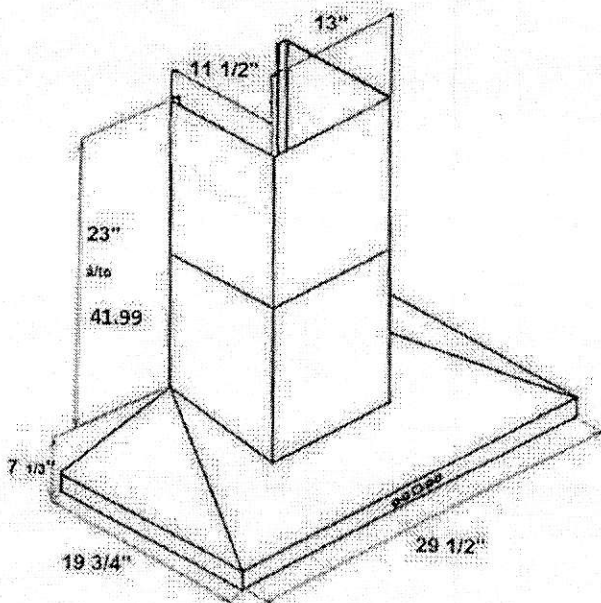
887276384993

Product Dimensions

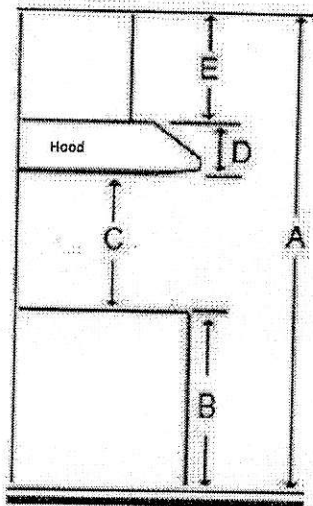


Actual colour may vary. Design, specifications and colour availability are subject to change without notice. Non-metric weights and measurements are approximate.
© 2020 Samsung Electronics Canada Inc. All rights reserved. Samsung is a registered trademark of Samsung Electronics Co., Ltd., used with permission.

Dimensions




Installation



A	Floor to ceiling height	variable
B	Floor to counter top height (standard)	36"
C	Recommended height between cooking surface and bottom of the hood	28" to 30"
D	Hood height	7 1/3"
E	Chimney height	19" to 41.99"

Duct transition

Top 6" round



The information contained herein is based on sources that we believe to be reliable, but is not guaranteed by us, may be incomplete and/or may change without notice.


Need technical support? 1(888) 651-2534

MS19M8020T and MA-TK8020T

SAMSUNG

Samsung Countertop Microwave and Trim Kit for Built-in Applications

1.9 cu. ft. Capacity



Signature Features

1.9 cu. ft. Capacity

- Accommodates a variety of dishes so you can prep large meals quickly.

Sensor Cook

- Automatically adjusts cooking time for optimal results.

Ceramic Enamel Interior

- Makes removing grease or oil effortless and protects against scratches from daily use.




Available Colors



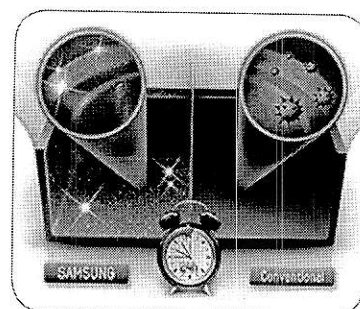
Stainless Steel



Black Stainless Steel (shown)



Sensor Cook



Ceramic Enamel Interior

Features

- Eco Mode
- Cooking Presets
- 950W of Cooking Power
- 10 Power Levels
- Auto Defrost
- LED Display
- 30" Matching Trim Kit

Convenience

- Kitchen Timer
- Clock (12hr/24hr) with Daylight Saving Time Adjustment
- Child Safety Lock
- Reminder End Signal

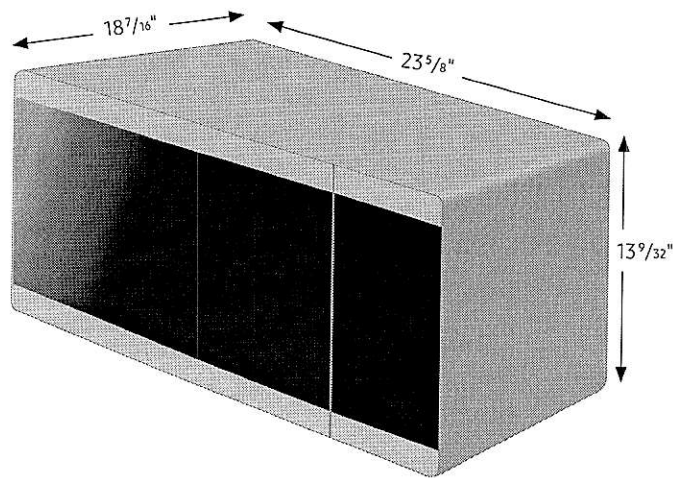
MS19M8020T and MA-TK8020T

SAMSUNG

Samsung Countertop Microwave and Trim Kit for Built-in Applications

1.9 cu. ft. Capacity

Dimensions



Specifications

- Oven Cavity: 1.9 cu. ft.
- Power Output: 950W
- Power Consumption: 1600W/13.3 A
- Power Source: 120V / 60 Hz
- Control Method: Electronic Touch
- Display: LED (Ice Blue)
- Cooking Control: 10 Power Levels Including Defrost
- Cooking Timer: Digital, up to 99 Minutes, 99 Seconds
- Microwave Distribution System: Turntable

Warranty

One (1) Year Parts and Labor
Ten (10) Years on Magnetron Microwave Technology

Microwave Product Dimensions & Weight (WxHxD)

Outside Dimensions: 23 5/8" x 13 9/32" x 18 7/16"

Interior Cavity Dimensions: 17 3/8" x 10 5/8" x 17 13/16"

Weight: 43.03 lbs.

Trim Kit Dimension (WxHxD)

Outside Dimensions: 29 3/4" x 20 5/64" x 1 1/4"

Cut Out (WxH): 25 1/2" x 16 3/4"

Weight: 12.83 lbs.

Microwave Shipping Dimensions & Weight (WxHxD)

Dimensions: 26 1/4" x 16 13/32" x 20 1/4"

Weight: 47.97 lbs.

Trim Kit Shipping Dimension (WxHxD)

Dimensions: 22 3/4" x 6 3/4" x 33 5/32"

Weight: 16.78 lbs.

Countertop Microwave and Trim Kit for Built-in Applications

For installation with Wall Ovens, respective codes must be paired together:

Color:	Product:	Model #:	UPC Code:
Stainless Steel	Microwave	MS19M8000AS	887276212050
Stainless Steel	Trim Kit	MA-TK8020TS	887276224466
Black Stainless Steel	Microwave	MS19M8020TG	887276212067
Black Stainless Steel	Trim Kit	MA-TK8020TG	887276224459


Actual color may vary. Design, specifications, and color availability are subject to change without notice. Non-metric weights and measurements are approximate.

©2017 Samsung Electronics America, Inc. 85 Challenger Road, Ridgefield Park, NJ 07660. Tel: 800-SAMSUNG. samsung.com. Samsung is a registered trademark of Samsung Electronics Co. Ltd.

RS22T5561SR

SAMSUNG

21.5 cu. ft. Side-By-Side Counter Depth Refrigerator
with 21.5" Touchscreen Family Hub™



6 Simple Truths

What should we have for dinner?

See inside your refrigerator from anywhere, shop for groceries, search for recipes and pre-heat your oven all from the Family Hub.

I love entertaining friends and family

Stream your favorite music apps on the Family Hub and enjoy premium speaker quality listening.

I miss out because I'm busy in the kitchen

Mirror shows, movies, or live sports from your Samsung TV on the Family Hub.

I'm always multi-tasking

Get a notification on the Family Hub when the laundry is done.

I want peace of mind when I am home with my family

See who's at the front door. Monitor the baby's room. Adjust the thermostat all from the Family hub.

It's the little moments that matter

Upload pictures remotely to the Family Hub. Leave handwritten notes for loved ones. Set reminders for when you get home.


Available Colors




Fingerprint Resistant
Stainless Steel (shown)



Fingerprint Resistant
Black Stainless Steel



Family Hub™



Built-in Look with Counter Depth

Design

- Built-in Look with Counter Depth
- Fingerprint Resistant Finish
- Minimal Display Dispenser: external filtered water and ice
- LED Lighting
- Four Gallon Door Bins
- Two Clear Drawers
- 25W Speaker

Convenience

- Wi-Fi and Bixby Enabled
- Adjustable Top Shelf
- Door Alarm
- Water Filter Indicator

Performance

- All-Around Cooling
- In-Door Ice Maker - Stores up to 4.4 lbs of ice

Rating



ENERGY STAR® rated:
636 kWh/yr

RS22T5561SR

SAMSUNG

21.5 cu. ft. Side-By-Side Counter Depth Refrigerator
with 21.5" Touchscreen Family Hub™

Installation Specifications

1. Measure the height, width and depth of the opening, making sure to include baseboards, molding tile, countertop overhang, etc. Check to be sure there is enough room to open the door (consider walls, islands or other obstacles when measuring).

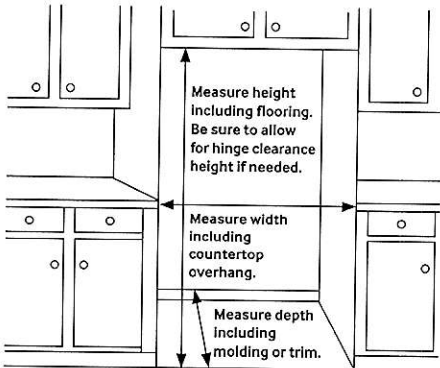
2. Refer to illustration below to determine dimensions.

3. Allow 2.5" of clearance on hinge side of refrigerator when installing next to a wall where handle may make contact.

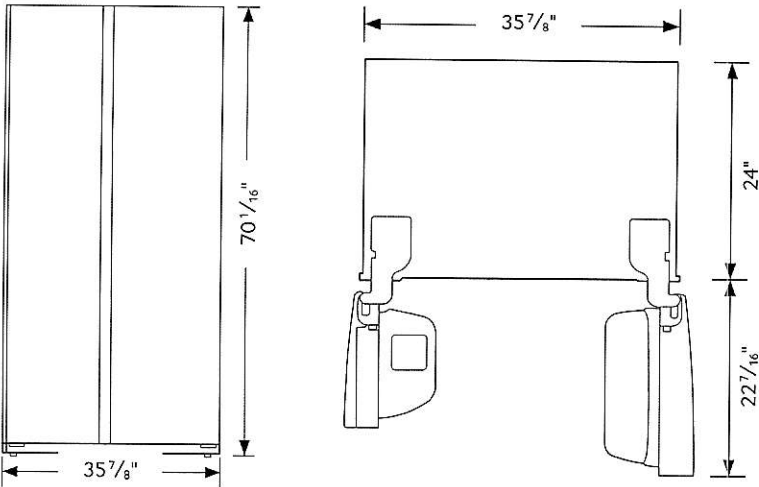
4. Allow 1" minimum clearance at rear for proper air circulation and water/electrical connections. Allow a 3/8" minimum clearance at sides and top for ease of installation.

5. Ensure each door and entryway in the home is wide enough for the refrigerator to be moved through easily.
- For optimal usage and to be able to open refrigerator doors completely, do not install next to a wall.

Please note: The following dimension and cutout information is for planning purposes only. For complete installation details, consult manual packed with product, or download manual online at [samsung.com](#).



Dimensions



Total Capacity: 21.5 cu. ft.

- Refrigerator: 14.1 cu. ft.
- 4 Tempered Glass Shelves

• 2 Clear Drawers

• 5 Door Bins
 - 1 Gallon Bin
 - 4 Door Bins

• LED Lighting

- Freezer: 7.4 cu. ft.
- External Filtered Water and Ice Dispenser (Crushed or Cubed Ice)

• In-Door Ice Maker

• 4 Tempered Glass Shelves

• 2 Drawers, 1 with Flip Cover

• 2 Door Bins

• LED Lighting

Accessories
Water Filter: HAF-QIN

Warranty
One (1) Year Parts and Labor on Refrigerator
Five (5) Years Parts and Labor on Sealed Refrigeration System Only*
Ten (10) Years Parts and Five (5) Years Labor on Digital Inverter Compressor
*Compressor, evaporator, condenser, drier and connecting tubing.

Product Dimensions & Weight
Dimensions (WxHxD with hinges, handles, doors and dispenser): 35⁷/₈" x 70¹/₁₆" x 28⁵/₈"
Dimensions (WxHxD without hinges and door): 35⁷/₈" x 68⁵/₈" x 24"
Dimensions (WxHxD with hinge and door, no handle): 35⁷/₈" x 70¹/₁₆" x 28⁵/₈"
Weight: 256 lbs

Shipping Dimensions & Weight (WxHxD)
Dimensions: 37³/₄" x 75³/₈" x 30¹/₈"
Weight: 265 lbs


Color	Model #	UPC Code
Fingerprint Resistant Stainless Steel	RS22T5561SR	887276372198
Fingerprint Resistant Black Stainless Steel	RS22T5561SG	887276372181

Actual color may vary. Design, specifications, and color availability are subject to change without notice. Non-metric weights and measurements are approximate.
©2020 Samsung Electronics America, Inc., 85 Challenger Road, Ridgefield Park, NJ 07660. Tel: 800-SAMSUNG. [samsung.com](#). Samsung is a registered trademark of Samsung Electronics Co., Ltd.

DW80R5061

SAMSUNG

Samsung StormWash™ 48 dBA Dishwasher



Signature Features

StormWash™

- Powerful rotating spray jets that clean at every angle for tough to reach spots.

Quiet Cleaning


- Silent washes for a quieter kitchen at 48 dBA sound level.

AutoRelease™ Door


- At the end of the cycle, the door automatically opens to circulate air and improve drying performance.

Available Colors

-  Fingerprint Resistant Stainless Steel (shown)
-  Fingerprint Resistant Black Stainless Steel
-  Fingerprint Resistant Tuscan Stainless Steel



StormWash™



AutoRelease™ Door

Features

- 3rd Rack
- Fingerprint Resistant Stainless Finish
- One-Touch Adjustable Racking System
- Digital Touch Control
- Sanitize Cycle
- 6 Wash Cycles
- 6 Options
- Half-Load Cycle
- Express Cycle: 60 Minutes
- Full Stainless Steel Interior
- 15 Place Settings
- 3 Spray Wash Arms (Upper, Middle, Lower)
- ENERGY STAR® rated

Convenience

- Control Lock
- Delay Start
- Digital Leak Sensor

Rating

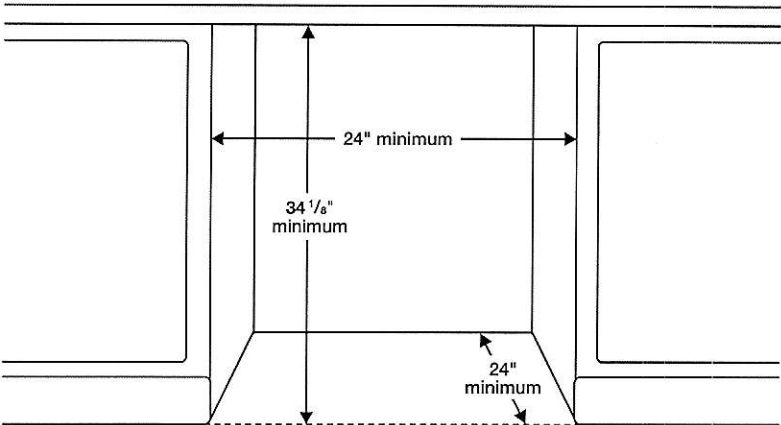
ENERGY STAR®-rated:
265 kWh/yr

DW80R5061

SAMSUNG

Samsung StormWash™ 48 dBA Dishwasher

Installation Specifications



Features

- 6 Wash Cycles: Auto, Normal, Heavy, Delicate, Express 60, Rinse Only
- 6 Options: Half-Load Wash (Lower Rack), StormWash™, Hi-Temp Wash, Sanitize (Anti-bacterial – NSF), Delay Start, Control Lock
- AutoRelease™ Door
- Hidden Heat Element
- Stainless Steel Interior Tub

Convenience

- Control Lock
- Digital Water Leakage Sensor
- 3rd Rack
- One-Touch Adjustable Racking System
- Silverware Basket
- Upper Rack: Foldable Cup Shelves, 2 Adjustable Tines
- Lower Rack: Removable Plate Support

Warranty

One (1) Year All Parts and Labor
Five (5) Year Limited on Printed Circuit Board and Interior Nylon Racks

Product Dimensions & Weight (WxHxD)

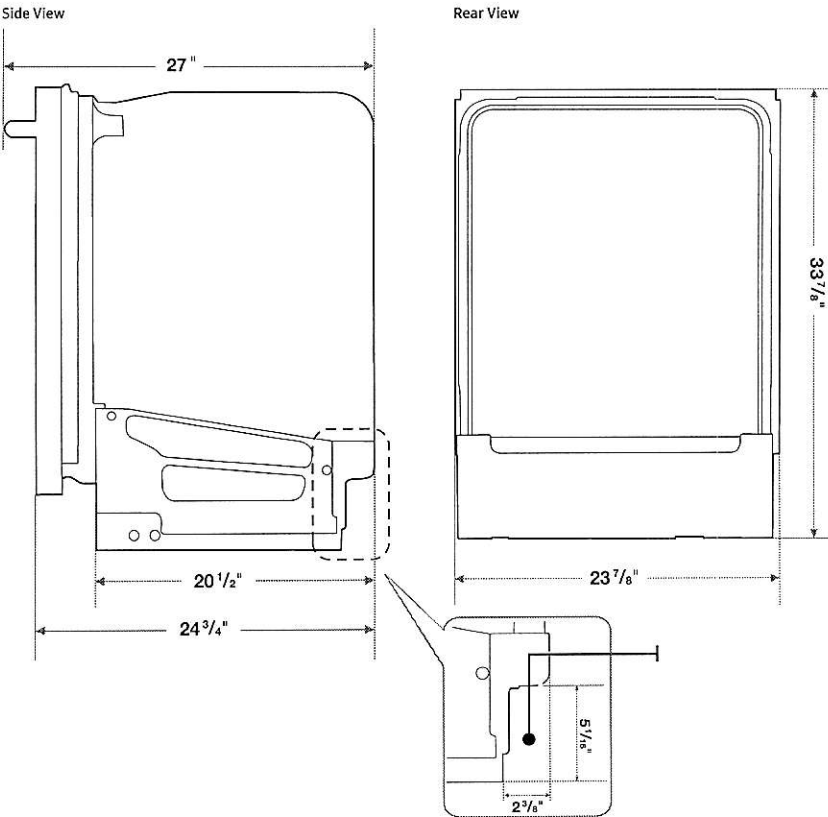
Dimensions (height is adjustable):
23⁷/₈" x 33⁷/₈" – 35" x 24³/₄"
Weight: 95 lbs

Shipping Dimensions & Weight (WxHxD)

Dimensions:
26" x 35" x 29¹/₂"
Weight: 106 lbs

Color	Model #	UPC Code
Fingerprint Resistant Stainless Steel	DW80R5061US	887276338729
Fingerprint Resistant Black Stainless Steel	DW80R5061UG	887276338712
Fingerprint Resistant Tuscan Stainless Steel	DW80R5061UT	887276338736

Dimensions




Actual color may vary. Design, specifications, and color availability are subject to change without notice. Non-metric weights and measurements are approximate.
©2019 Samsung Electronics America, Inc., 85 Challenger Road, Ridgefield Park, NJ 07660. Tel: 800-SAMSUNG. samsung.com. Samsung is a registered trademark of Samsung Electronics Co., Ltd.

NA30N7755TS

SAMSUNG

30" Gas Cooktop



Signature Features

22K True Dual-Power Burner

- Two independent heating burners offer intense heat and precise control to quickly boil water or temper chocolate.

Analog Controls with Digital Wi-Fi and Bluetooth® Technology

- The ultimate combination of analog comfort and digital technology delivers exceptional cooking performance.

Cast Iron Griddle

- Cook breakfast, grill sandwiches, or sauté vegetables on the removable griddle.


Available Colors



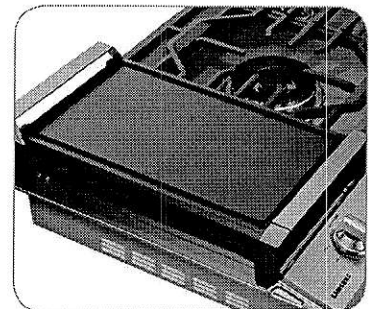
Stainless Steel (shown)



Fingerprint Resistant
Black Stainless Steel



22K True Dual-Power Burner



Cast Iron Griddle

Features

- Bluetooth® Connected to Hood
- Blue LED Lights
- Wi-Fi Connectivity
- Powerful Cooktop
 - Right Front: 13K BTU
 - Left Front: 9.5K BTU
 - Right Rear: 5K BTU
 - Left Rear: 9.5K BTU
 - Center: True Dual, 22K BTU (Brass)

- Cast Iron 3-Piece Grates
- Sealed Burners
- Burner On/Off Monitoring
- ADA Compliant

Convenience

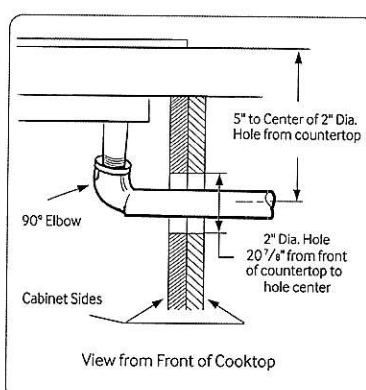
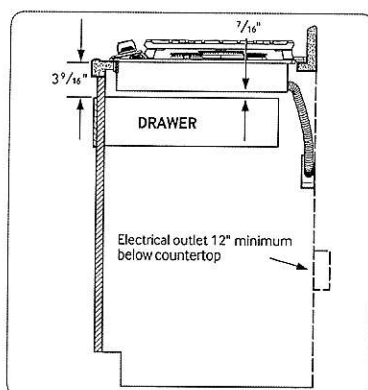
- Wok Grate
- LP Conversion Kit



ADA Compliant

30" Gas Cooktop

Installation Requirements



59K

120V / 60 Hz / 1A

- Right Front: 13K
- Left Front: 9.5K
- Right Rear: 5K Simmer
- Left Rear: 9.5K
- Center: 22K (True Dual)

One (1) Year All Parts and Labor

Outside (Max) Cooktop Dimensions:

 $30" \times 5\frac{41}{72}" \times 22\frac{1}{3}"$

Cooktop Cut-Out Dimensions:

28¹/₂" x 3¹/₈" x 19⁵/₈"

Weight: 75.8 lbs. (76.3 lbs. Fingerprint Resistant Black Stainless Steel)

Shipping Dimensions & Weight (WxHxD)

Dimensions: 34^{11/16"} x 10^{5/8"} x 25^{5/8"}

Weight: 84.0 lbs. (84.9 lbs. Fingerprint Resistant Black Stainless Steel)

Stainless Steel

Product #
NA30N7755TS

887276281704

Fingerprint Resistant

Black Stainless Steel NA30N7755TG 887276281698

Technical drawing of the 30-inch cooktop showing dimensions and clearances:

- Overall width: 30"
- Overall depth: 22 1/3"
- Depth to front edge: 21"
- Depth to rear edge: 19 3/8"
- Front panel width: 28 1/2"
- Countertop to grate surface clearance: 2 1/8"
- Chassis height: 3 1/8"