



CONSTRUCTION SUMMARY

Mountainview Heights 3 (G) - Russell Gardens Building Ltd.

RECEIVED
AUG 26 2021

PURCHASERS: DHRUPAL SHAILESHKUMAR PATEL and BHAVNABEN SHAILESHKUMAR PATEL // SHAILES

TEL:

LOT / PHASE 201 / 3	REG. PLAN # 62M-1266	HOUSE TYPE Mountainash Twelve Elev 3		
------------------------	-------------------------	---	--	--

CABINETRY

1 - KITCHEN - SOFT CLOSING CABINETRY 13Aug21 Note:	
---	--

CABINETRY ACCESSORIES

1 - KITCHEN - BLU MOTION DRAWERS 13Aug21 Note:	
1 - KITCHEN CABINETRY BASE - PIE CUT CORNER CABINET - BASE CABINETRY - STANDARD 13Aug21 Note:	
1 - KITCHEN CABINETRY BASE - BANK OF DRAWERS - STANDARD 13Aug21 Note:	
1 - KITCHEN CABINETRY BASE - COOKTOP CABINET WITH POT DRAWERS (2 DRAWERS) - STANDARD 13Aug21 Note:	
1 - KITCHEN CABINETRY - BUILT-IN MICROWAVE/OVEN COMBO - STANDARD 13Aug21 Note:	
1 - PANTRY UNIT UPGRADE - TO GO FROM 300MM TO 600MM DEEP - PRICE IS PER FOOT - STANDARD 13Aug21 Note:	
1 - KITCHEN CABINETRY UPPER - FULL DEPTH ABOVE FRIDGE - WITH GABLES - 600MM - PRICE IS EACH - STANDARD 13Aug21 Note:	

ELECTRICAL

1 - PLUG - ELECTRICAL PLUG - INSTALLED 5' FROM FLOOR - MASTER BEDROOM 13Aug21 Note:	
1 - POT LIGHT - LED - FIRST FLOOR INSTALLATION - INSTALLED ON SEPERATE SWITCH FROM STANDARD LIGHT - KITCHEN 13Aug21 Note:	
1 - LIVING/DINING ROOM - INSTALL STANDARD LIGHT APPROX 12' 8" FROM EXTERIOR WALL CENTERED TO WIDTH OF ROOM AS PER PURCHASERS REQUEST - SEE SKETCH 13Aug21 Note:	
1 - PLUG - ELECTRICAL PLUG - UPPER HALL - INSTALLED BY STAIRCASE 13Aug21 Note:	
1 - PLUG - ELECTRICAL PLUG - FIRST FLOOR - INSTALLED BY STAIRCASE 13Aug21 Note:	
1 - BUILT IN OVEN AND COOKTOP PROVISION - PROVISION ONLY - ELECTRICAL ONLY 13Aug21 Note:	
1 - PLUG - ELECTRICAL PLUG - INSTALLED 5' FROM FLOOR - FLEX ROOM 13Aug21 Note:	
1 - PLUG - ELECTRICAL PLUG WITH GFI AND SWITCH - FOR FESTIVE LIGHTING 13Aug21 Note:	



CONSTRUCTION SUMMARY

Mountainview Heights 3 (G) - Russell Gardens Building Ltd.

PURCHASERS: DHRUPAL SHAILESHKUMAR PATEL and BHAVNABEN SHAILESHKUMAR PATEL // TEL: SHAILES

LOT / PHASE 201 / 3	REG. PLAN # 62M-1266	HOUSE TYPE Mountainash Twelve Elev 3		
------------------------	-------------------------	---	--	--

1 - ABOVE KITCHEN ISLAND - ADD LIGHT AND SWITCH - NO FIXTURE INCLUDED 13Aug21 Note:	
1 - POT LIGHT - LED - FIRST FLOOR INSTALLATION - INSTALLED ON SEPERATE SWITCH FROM STANDARD LIGHT - FAMILY ROOM 13Aug21 Note:	
1 - POT LIGHT - LED - FIRST FLOOR INSTALLATION - INSTALLED ON SEPERATE SWITCH FROM STANDARD LIGHT - LIVING/DINING ROOM 13Aug21 Note:	
1 - PLUG - ELECTRICAL PLUG - TO BE INSTALLED OVER FIREPLACE 13Aug21 Note:	

FIREPLACE AND ACCESSORIES

1 - GAS LINE ROUGH-IN FOR BARBECUE - FIRST FLOOR 13Aug21 Note:	
1 - GAS LINE ROUGH-IN FOR STOVE (INCLUDES ELECTRICAL OUTLET) - FIRST FLOOR 13Aug21 Note:	

HARDWOOD FLOORING

1 - LAMINATE – UPGRADE TO PARKLANE SERIES IN LIEU OF STANDARD LAMINATE 13Aug21 Note:	
1 - HARDWOOD - GROUP B SERIES 5 INCH - IN LIEU OF STANDARD TILE - KITCHEN & BREAKFAST 13Aug21 Note:	
1 - HARDWOOD - GROUP B SERIES 5 INCH - IN LIEU OF STANDARD TILE - FOYER 13Aug21 Note:	
1 - HARDWOOD - GROUP B SERIES 5 INCH - IN LIEU OF 2 1/4 INCH NATURAL RED OAK - - LIVING AND DINING ROOM 13Aug21 Note:	
1 - HARDWOOD - GROUP B SERIES 5 INCH - IN LIEU OF 2 1/4 INCH NATURAL RED OAK - - LIBRARY/DEN 13Aug21 Note:	
1 - HARDWOOD - GROUP B SERIES 5 INCH - IN LIEU OF 2 1/4 INCH NATURAL RED OAK - - FAMILY ROOM 13Aug21 Note:	

PLUMBING

5 - SINK - DROP-IN SINK - CONTRAC LOLAND - 4" CENTER #4440BST - ALL BATHROOMS 13Aug21 Note:	
1 - WATER LINE FOR FRIDGE - ROUGH-IN ONLY 13Aug21 Note:	

PROMOTIONAL

1 - LESS CREDIT FROM PURCHASER EXTRA SHEET IN OFFER 13Aug21 Note:	
--	--

STAIRS AND RAILINGS



CONSTRUCTION SUMMARY

Mountainview Heights 3 (G) - Russell Gardens Building Ltd.

PURCHASERS: DHRUPAL SHAILESHKUMAR PATEL and BHAVNABEN SHAILESHKUMAR PATEL // SHAILES

TEL:

LOT / PHASE 201 / 3	REG. PLAN # 62M-1266	HOUSE TYPE Mountainash Twelve Elev 3		
1 - STAIRCASE - V GROOVE HANDRAIL 13Aug21 Note:				
1 - STAIRCASE - EUROLINE 1 IRON PICKETS - BLACK 13Aug21 Note:				
1 - STAINED STAIRS – STANDARD STAIRCASE - PRICE IS PER SET 13Aug21 Note:				

EXTRAS AS PER OFFER

(1) The Vendor agrees that notwithstanding any other term or provision in this Agreement included in the Purchase Price and in addition to those items detailed in Schedule GP to the Agreement of Purchase and Sale, the Purchaser is entitled to a credit of Worksheet Note:	
200 AMP SERVICE LABELLED WITH CIRCUIT BREAKER PANEL TO UTILITY AUTHORITY STANDARDS. Worksheet Note:	
Purchase Price includes FOUR (4) enlarged basement windows, and the obligation to construct the house with the enlarged basement windows is subject to the Vendor?s approval, in its sole and unfettered discretion The Purchaser acknowledges and agrees tha Worksheet Note:	
PURCHASER(S) ACKNOWLEDGES THAT THE PURCHASE PRICE IS INCLUSIVE OF ALL CREDITS AND PROMOTIONAL PACKAGES AVAILABLE AT TIME OF PURCHASE. Worksheet Note:	

This Document is Extremely Time Sensitive - Printed 13 Aug 21 at 13:57



INTERIOR COLOUR SCHEME

Purchasers:

DHRUPAL SHAILESHKUMAR PATEL & BHAVNA

Property: 201

Telephone Res. / Bus:

/

Project: Russell Gardens Building Ltd.

Decor Advisor:

Candace Forza

Model and Elevation: Mountainash Twelve Elev 3

Lock Date:

13-Aug-21

13-Aug-21

Plan #: 62M-1266

Layout Changes: ☐ Yes ☒ No

Sketch Attached: ☒ Yes ☐ No

Exterior Colour Scheme:

1. Cabinetry

	Style and Colour	Hardware
Kitchen / Breakfast	MONACO 823 DRIFT WOOD	431SA
Laundry Room	ELISSE	Standard
Powder Room	DORAL W-500	447SA
Master Ensuite Bathroom	DORAL K44 TITAN GREY	431SA
Ensuite Bath - Bedroom 2/3	MONACO 823 DRIFT WOOD	431SA
Ensuite Bath - Bedroom 4	DORAL K38 RIVERSIDE	447SA
	N/A	N/A
	N/A	N/A
	N/A	N/A

Appliances:

Built In Appliances ☒ Yes ☐ No

Slide In Stove ☐ Yes ☒ No

Dishwasher Cabinet

☐ Closed ☒ Open

41" Upper Cabinets ☒ Yes ☐ No

Please NOTE: Standard Cabinet Height is 30"

Stove Opening

36"

NOTE: If not specified, opening will be set to builder's standard opening of approximately 30" width

Fridge Opening

0

NOTE: If not specified, opening will be set to builder's standard opening of approximately 37" width x 74" height

** Refer to Construction Summary

2. Counters

	Counter	Edge
Kitchen / Breakfast	LAMINATE-CARRARA BIANCO 6696-46	
Laundry Room	N/A	
Powder Room	LAMINATE-WHITE CARRARA 4924-38	
Master Ensuite Bathroom	LAMINATE-PALOMA POLAR 6698-46	
Ensuite Bath - Bedroom 2/3	LAMINATE-WHITE CARRARA 4924-38	
Ensuite Bath - Bedroom 4	LAMINATE-PALOMA POLAR 6698-46	
	N/A	
	N/A	
	N/A	

** Refer to Construction Summary

Initials:

pf

Purchasers:

Telephone Res. / Bus:

Decor Advisor:

Lock Date:

DHRUPAL SHAILESHKUMAR PATEL & BHAVNA

/

Candace Forza

13-Aug-21

Property: 201

Project: Russell Gardens Building Ltd.

Model and Elevation: Mountainash Twelve Elev 3

Plan #: 62M-1266

3. Ceramic Flooring

		At a 45	Threshold-If App.
Entrance Vestibule	STRIP	<input type="checkbox"/>	metal strip where applicable
Main Hall	N/A	<input type="checkbox"/>	
Kitchen / Breakfast	STRIP	<input type="checkbox"/>	
Laundry Room	TILE-GARDA 570 DARK GREY-13X13	<input type="checkbox"/>	
Powder Room	TILE-GARDA 570 DARK GREY-13X13	<input type="checkbox"/>	
Master Ensuite Bathroom	TILE-ESSENZE GRIGIO-13X13	<input type="checkbox"/>	
Ensuite Bath - Bedroom 2/3	TILE-RAINBOW LIGHT GREY-13X13	<input type="checkbox"/>	
Ensuite Bath - Bedroom 4	TILE-SN PASTELLO BIANCO-13X13	<input type="checkbox"/>	
SIDE HALL	TILE-GARDA 570 DARK GREY-13X13	<input type="checkbox"/>	
	N/A	<input type="checkbox"/>	
	N/A	<input type="checkbox"/>	

** Refer to Construction Summary

4. Ceramic Wall Tile

Master Ensuite Bathroom	Selection	Describe
Tub Deck Wall	N/A	
Tub Deck	N/A	
Tub Deck Skirt	N/A	
Shower Stall	TILE-EXTRA WHITE/GREY-8X16	
Bathtub Enclosure Walls	N/A	
Ensuite Bath - Bedroom 2/3	TILE-EXTRA WHITE/GREY-8X16	
Ensuite Bath - Bedroom 4	TILE-LUC AFRICA-8X16	
SIDE HALL	N/A	
	N/A	
	N/A	
Kitchen Backsplash	N/A	

** Refer to Construction Summary - STANDARD GROUT THROUGHOUT UNLESS SPECIFIED

5. Plumbing Fixtures

All Bathrooms

White

N/A

N/A

N/A

N/A

N/A

Whirlpool

N/A

☐ Yes

☒ No

Dishwasher Rough-In

☒ Yes

☐ No

Waterline for Fridge

☒ Yes

☐ No

** Refer to Construction Summary

6. Trim Carpentry

Interior Doors	CARRARA-SMOOTH
Interior Trim	As Per Construction Specifications
Door Handles	As Per Construction Specifications
Exterior Front Door Handle	As Per Construction Specifications

** Refer to Construction Summary

Initials:

DP

Purchasers:

DHRUPAL SHAILESHKUMAR PATEL & BHAVNA

Telephone Res. / Bus:

/

Decor Advisor:

Candace Forza

Lock Date:

13-Aug-21

Property: 201

Project: Russell Gardens Building Ltd.

Model and Elevation: Mountainash Twelve Elev 3

Plan #: 62M-1266

7. Other Flooring

Main Hall	N/A	
Living Room	STRIP-VINTAGE-NSS-WIRE BRUSHED-CHARACTER-UV URETHANE OIL-RED OAK-TITAN-5"	
Dining Room	STRIP-VINTAGE-NSS-WIRE BRUSHED-CHARACTER-UV URETHANE OIL-RED OAK-TITAN-5"	
Family Room	STRIP-VINTAGE-NSS-WIRE BRUSHED-CHARACTER-UV URETHANE OIL-RED OAK-TITAN-5"	
Den / Library / Study	STRIP-VINTAGE-NSS-WIRE BRUSHED-CHARACTER-UV URETHANE OIL-RED OAK-TITAN-5"	
Basement Landing(If Applies)	N/A	
Lower Landing (If Applies)	STRIP-VINTAGE-NSS-WIRE BRUSHED-CHARACTER-UV URETHANE OIL-RED OAK-TITAN-5"	
Upper Landing	STRIP-VINTAGE-NSS-WIRE BRUSHED-CHARACTER-UV URETHANE OIL-RED OAK-TITAN-5"	
Upper Hall	LAMINATE-PARKLANE-VENICE OAK GREY-TL-EL-3906	
Master Bedroom	LAMINATE-PARKLANE-VENICE OAK GREY-TL-EL-3906	
Bedroom #2	LAMINATE-PARKLANE-VENICE OAK GREY-TL-EL-3906	
Bedroom #3	LAMINATE-PARKLANE-VENICE OAK GREY-TL-EL-3906	
Bedroom #4	LAMINATE-PARKLANE-VENICE OAK GREY-TL-EL-3906	
Bedroom #5	N/A	
FOYER	STRIP-VINTAGE-NSS-WIRE BRUSHED-CHARACTER-UV URETHANE OIL-RED OAK-TITAN-5"	
KITCHEN & BREAKFAST	STRIP-VINTAGE-NSS-WIRE BRUSHED-CHARACTER-UV URETHANE OIL-RED OAK-TITAN-5"	
	N/A	
Underpad	Type	Area
	N/A	N/A

** Refer to Construction Summary

8. Railings and Pickets

Railing Type

V-GROOVE

Picket Type

EUROLINE 1

Stringer / Riser

AS PER CONSTRUCTION SPECIFICATIO

Treads

AS PER CONSTRUCTION SPECIFICATIO

Colour

VINTAGE TITAN RED OAK

Colour

BLACK

Colour

VINTAGE TITAN RED OAK

Colour

VINTAGE TITAN RED OAK

Red Oak Stairs with Semi Gloss Finish

☒ Yes

☐ No

** Refer to Construction Summary THE STAIN COLOURS OR FINISH AVAILABLE ON RISERS, TREADS, PICKETS AND RAILS (STAIRCASES), WILL NOT BE AN EXACT MATCH TO PREFINISHED HARDWOOD OR LAMINATE FLOORS.

9. Wall Paint Flat Finish

Main & Upper Hall	22 WARM GREY	Master Bedroom	22 WARM GREY
Living Room	22 WARM GREY	Bedroom #2	22 WARM GREY
Dining Room	22 WARM GREY	Bedroom #3	22 WARM GREY
Kitchen / Breakfast	22 WARM GREY	Bedroom #4	22 WARM GREY
Family Room	22 WARM GREY	Bedroom #5	N/A
Powder Room	22 WARM GREY	Master Ensuite	22 WARM GREY
Laundry Room	22 WARM GREY	Ensuite Bath - Bedroom 2/3	22 WARM GREY
Den/Library	22 WARM GREY	Ensuite Bath - Bedroom 4	22 WARM GREY
Trim Paint-Semi Gloss	BIRCH WHITE		N/A
	N/A		N/A
	N/A		N/A

Smooth Ceilings First Floor ☐ Yes ☒ No

** Refer to Construction Summary

Initials:

DP

Purchasers:

DHRUPAL SHAILESHKUMAR PATEL & BHAVNA

Property: 201

Telephone Res. / Bus:

/

Project: Russell Gardens Building Ltd.

Decor Advisor:

Candace Forza

Model and Elevation: Mountainash Twelve Elev 3

Lock Date:

13-Aug-21

13-Aug-21

Plan #: 62M-1266

10. Plaster Mouldings and Medallions

Entrance Vestibule	N/A	N/A	Kitchen/Breakfast	N/A	N/A
Main Hall	N/A	N/A	Den/Library	N/A	N/A
Living Room	N/A	N/A	Lower Landing	N/A	N/A
Dining Room	N/A	N/A		N/A	N/A
Family Room	N/A	N/A			

** Refer to Construction Summary

11. Fireplace

	Living Room			Family Room			Other Room - Specify		
	Purchased	As Per Plan	N/A	Purchased	As Per Plan	N/A	Purchased	As Per Plan	N/A
Fireplace Type	<input type="radio"/>	<input type="radio"/>	<input checked="" type="radio"/>	<input type="radio"/>	<input checked="" type="radio"/>	<input type="radio"/>	<input type="radio"/>	<input type="radio"/>	<input checked="" type="radio"/>
Mantle Type	N/A			FLAT ON WALL			N/A		
Colour / Stain	N/A			MANTLE M2-STANDARD			N/A		
Surround	N/A			AS PER CONSTRUCTION SPECIFICATIONS			N/A		
Hearth	N/A			GRIGIO CARNICO			N/A		
	N/A			NO			N/A		

** Refer to Construction Summary

12. Heating and Air Conditioning

Air Conditioning	NO	Gas Provisions Stove	YES
Gas Provisions Dryer	NO	Gas Provisions Barbecue	YES
Comment			

** Refer to Construction Summary

13. Electrical

Plugs and Switches	<input checked="" type="radio"/> White	DECOR	Above Kitchen Cabinet Light	<input type="radio"/> Yes	<input checked="" type="radio"/> No
Hood Fan	STANDARD WHITE		Below Kitchen Cabinet Light	<input type="radio"/> Yes	<input checked="" type="radio"/> No
Appliances	Built in Cooktop	Built in Oven	Gas Stove	Microwave	
	<input checked="" type="radio"/> Yes <input type="radio"/> No	<input checked="" type="radio"/> Yes <input type="radio"/> No	<input checked="" type="radio"/> Yes <input type="radio"/> No	<input checked="" type="radio"/> Yes <input type="radio"/> No	
Dishwasher Rough-in	Yes				

** Refer to Construction Summary

14. General Comments

** Refer to Construction Summary


Disclaimers and Notes

1) Colours of all materials are as close as possible to builder's selection, but not necessarily identical due to variances in manufacturing.

2) Any extras listed above are null and void unless accompanied by a separate invoice/amendment. Said invoice must be paid in full.

3) The Purchaser agrees that this colour selection is final and that no changes will be permitted, unless required by the Vendor.

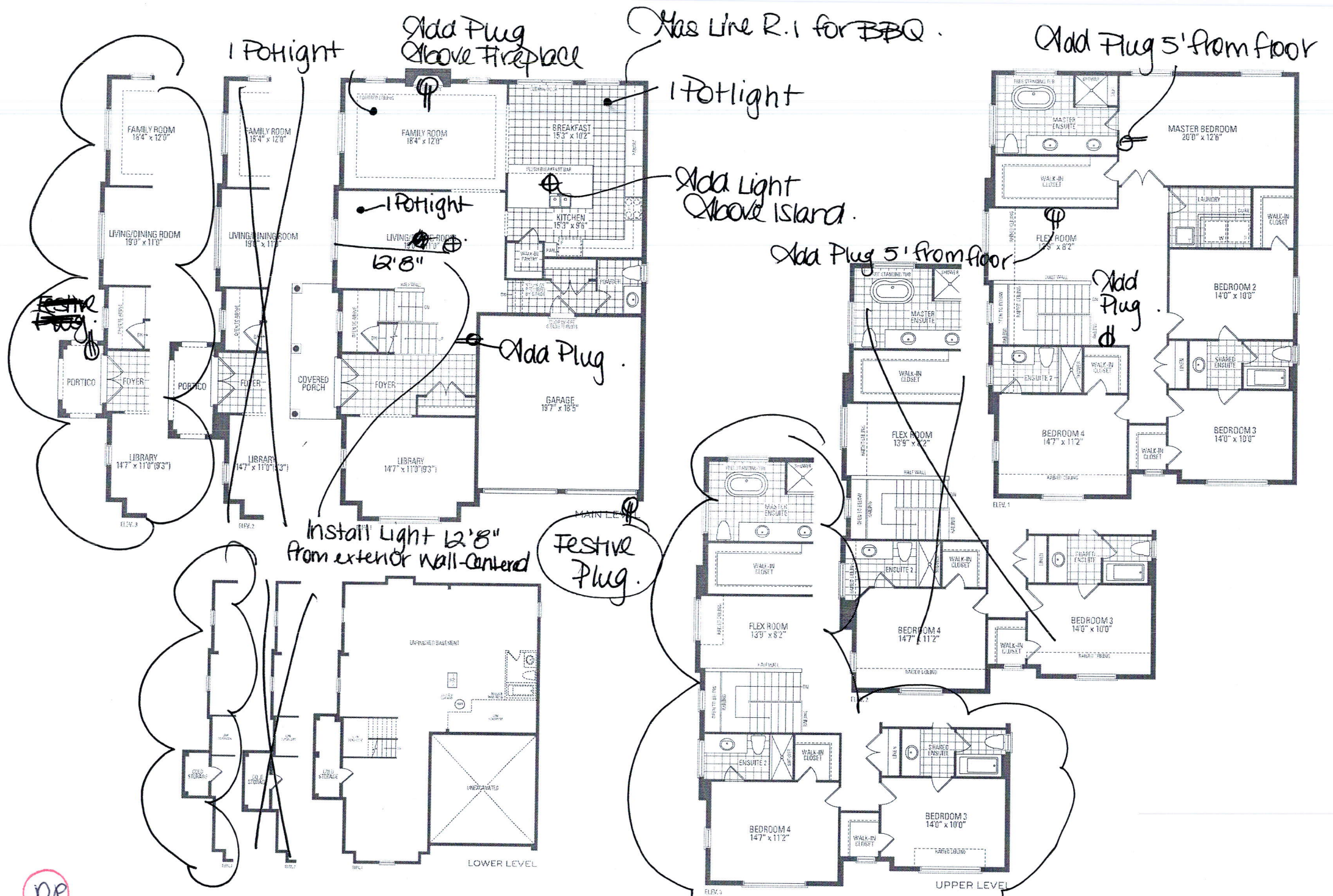
4) The Purchaser acknowledges reading and accepting document which contains other miscellaneous disclaimers.

Signature: 

Date: Aug 13 2021

Signature: _____

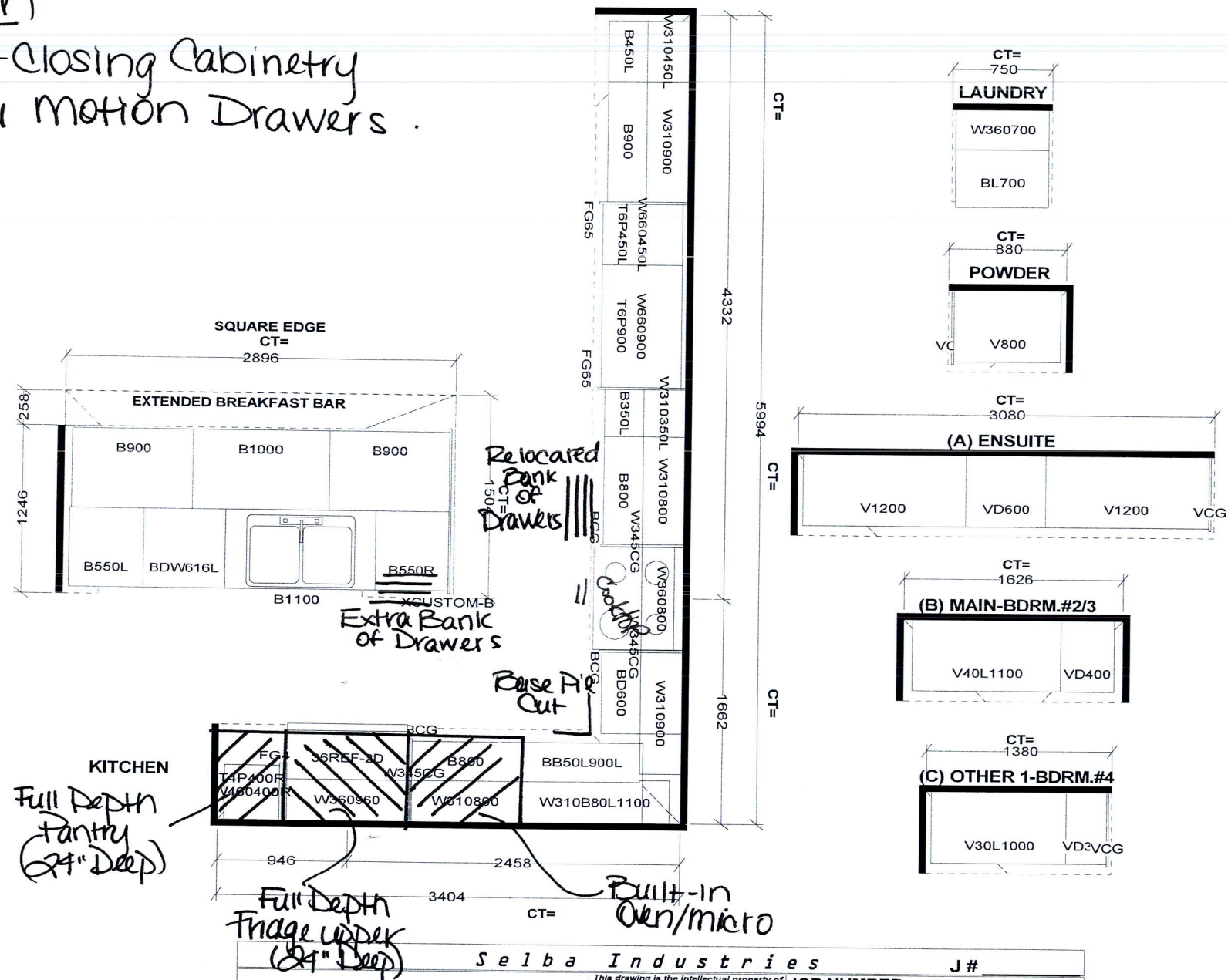
Date: _____



MOUNTAINASH TWELVE ELEV. 1 • 3,125 sq.ft. | ELEV. 2 • 3,143 sq.ft. | ELEV. 3 • 3,125 sq.ft.

Orientation of home may be reversed and purchaser agrees to accept the same. Steps and porches may vary at any exterior entrance ways due to grading variance. Actual usable floor space may vary from the stated floor areas. All renderings are a artist's concept. Dimensions, specifications and architectural detailing subject to modifications. Roofline and adjoining model types may vary due to siting. E. & D. E. May 2020

- Soft Closing Cabinetry
- Blu Motion Drawers .



DP.

Selba Industries

J #

W W DTH _____ W H GHT _____ W C N T _____
F L O O R H G H T _____ D O O R H G H T _____
S T C E N T _____ 2X4 _____ V E N T B O X C O V E R _____

This drawing is the intellectual property of SELBA INDUSTRIES INC. and is an original design which must not be released or copied unless applicable fee has been paid or job order placed.




DESIGNER: KS
DATE: MAY 13 20
rev'd June 16 20

JOB NUMBER:
BUILDER: GREENPARK
SITE: RUSSELL GARDENS PH.3
MODEL: MOUNTAINASH 12X EL 3
LOT #:

NA36N7755TS

SAMSUNG

36" Gas Cooktop



Signature Features

22K True Dual-Power Burner

- Two independent heating burners offer intense heat and precise control to quickly boil water or temper chocolate.

Analog Controls with Digital Wi-Fi and Bluetooth® Technology

- The ultimate combination of analog comfort and digital technology delivers exceptional cooking performance.

Cast Iron Griddle

- Cook breakfast, grill sandwiches, or sauté vegetables on the removable griddle.


Available Colors




Stainless Steel (shown)



Fingerprint Resistant
Black Stainless Steel



22K True Dual-Power Burner



Cast Iron Griddle

Features

- Bluetooth® Connected to Hood
- Blue LED Lights
- Wi-Fi Connectivity
- Powerful Cooktop
 - Right Front: 13K BTU
 - Left Front: 9.5K BTU
 - Right Rear: 5K BTU
 - Left Rear: 9.5K BTU
 - Center: True Dual, 22K BTU (Brass)

- Cast Iron 3-Piece Grates
- Sealed Burners
- Burner On/Off Monitoring
- ADA Compliant

Convenience

- Wok Grate
- LP Conversion Kit



ADA Compliant

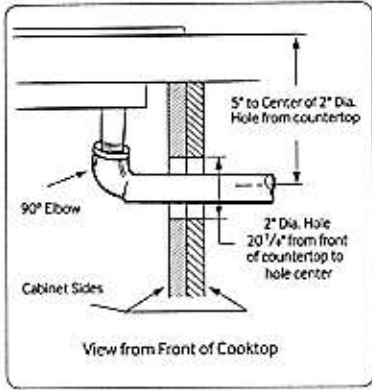
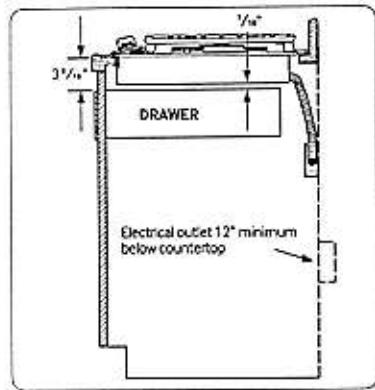
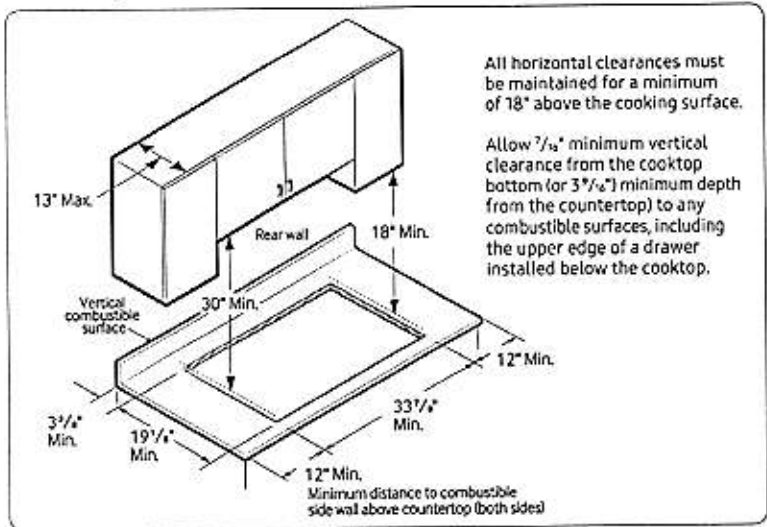
NA36N7755TS

36" Gas Cooktop

SAMSUNG

Installation Requirements

Countertop cut-out and minimum clearance dimensions:



Total Power (BTU)
59K

Power Source
120V / 60 Hz / 1A

Gas Cooktop (BTU)
• Right Front: 13K
• Left Front: 9.5K
• Right Rear: 5K Simmer
• Left Rear: 9.5K
• Center: 22K (True Dual)

Warranty
One (1) Year All Parts and Labor

Product Dimensions & Weight (WxHxD)
Outside (Max) Cooktop Dimensions:
36" x 5 41/72" x 22 1/3"

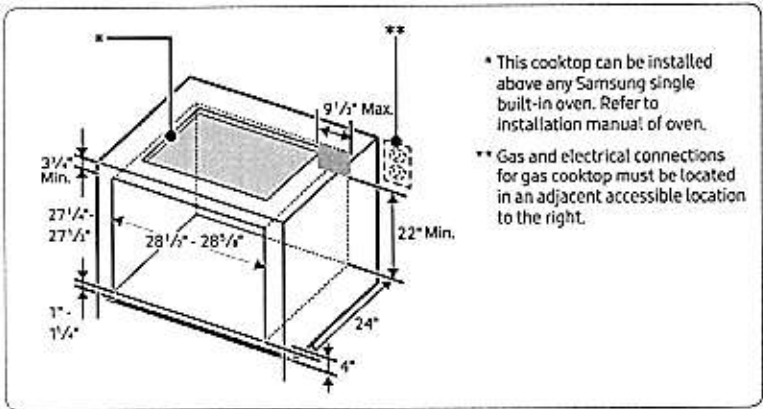
Cooktop Cut-Out Dimensions:
33 7/8" x 3 1/8" x 19 1/8"

Weight: 87.7 lbs. (88.4 lbs. Fingerprint Resistant Black Stainless Steel)

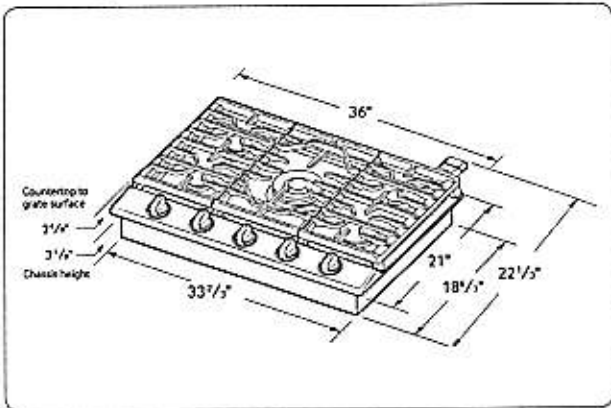
Shipping Dimensions & Weight (WxHxD)
Dimensions: 40 9/16" x 10 5/8" x 25 5/8"
Weight: 95.9 lbs. (97.2 lbs. Fingerprint Resistant Black Stainless Steel)

Color	Model #	UPC Code
Stainless Steel	NA36N7755TS	887276281766
Fingerprint Resistant Black Stainless Steel	NA36N7755TG	887276281759

Installing Over a Single Oven




Cooktop Dimensions



NQ70M7770DS

SAMSUNG

30" Microwave Combination Wall Oven



Signature Features

Steam Cook (Oven)

- Delivers moisture at precise times for a crisp, browned outside and tender inside.

Speed Cook (Microwave)

- Cook food faster and more evenly by using power convection.

Flex Duo™ (Oven)

- Cook two dishes at different temperatures simultaneously with the Smart Divider.

Available Colors




Stainless Steel (shown)



Black Stainless Steel



Steam Cook



Flex Duo™

Features

- Digital-Analog Controls
- 1.9/5.1 cu. ft. Capacity
- Hybrid Clean and Self-Clean (Oven)
- Gourmet Cook (Oven)
- Dual Convection (Oven)
- Wi-Fi Connectivity
- Wi-Fi Enabled Temperature Probe (Oven)
- LED Spotlights (Oven)
- Easy View Window
- 3 Heavy-Duty Racks including a Gliding Rack (Oven)
- Soft-Close Door (Oven)
- Ceramic Plate (Microwave)
- Rapid Preheat (Oven)
- Auto Latch Microwave Door
- 6 Oven Modes including Steam Bake and Steam Roast
- Blue LED Illuminated Knobs
- Broil Element
- Smart Control Key (Oven)
- 6 Rack Positions (Oven)
- Drop-Down Door Design
- LCD Display

Convenience

- Hidden Heating Element (Oven)
- Sabbath Mode (Oven)
- Delay Start (Oven)
- Proofing (Oven)
- Warming Mode (Oven)
- Kitchen Timer
- Child Safety Lock
- Convection Conversion

NQ70M7770DS

SAMSUNG

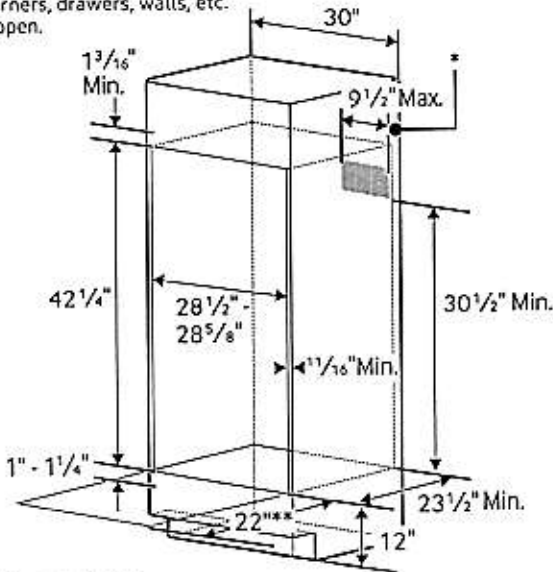
30" Microwave Combination Wall Oven

Cabinet Dimensions

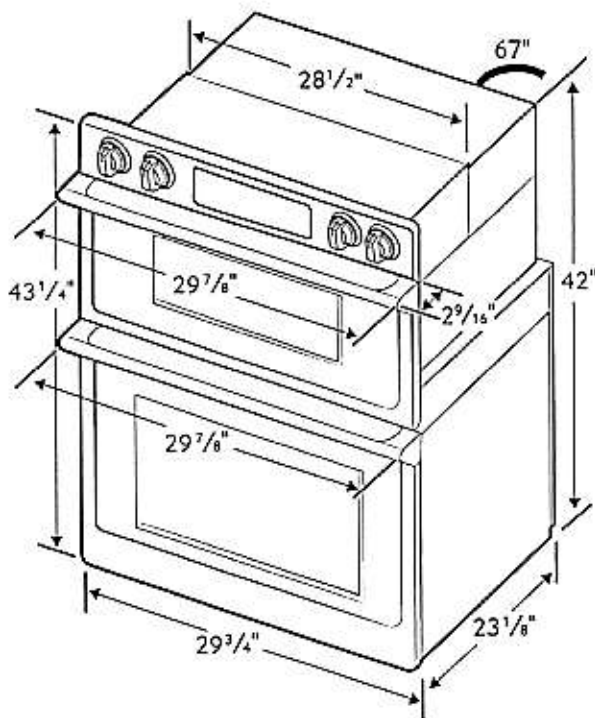
Combination Oven Installed in Cabinet

* Junction Box

** Allow a minimum of 22" for clearance to adjacent corners, drawers, walls, etc. when door is open.



Product Dimensions



Total Capacity: 1.9/5.1 cu. ft.

- Microwave: 1.9 cu. ft.
- Wall Oven: 5.1 cu. ft. total, 2.8/2.2 cu. ft.
- Hidden Bake Element
- Bake: 175°F–550°F
- Convection Bake: 175°F–550°F
- Convection Roast: 175°F–550°F
- Broil: Low-High
- Steam Bake: 230°F–550°F
- Steam Roast: 230°F–550°F
- Proofing
- Sabbath Mode

Warranty

One (1) Year All Parts and Labor
Ten (10) Years Parts Warranty for Magnetron

Product Dimensions & Weight (WxHxD)

Outside (Max) Combination Oven Dimensions:
29 7/8" x 43 1/4" x 25 11/16"

Combination Oven Cut-Out Dimensions:
28 1/2" x 42 1/4" x 23 1/2"

Weight: 119 lbs.

Shipping Dimensions & Weight (WxHxD)

Dimensions:
33 5/8" x 48 3/16" x 29 51/64"

Weight: 132.5 lbs.

Color

Stainless Steel

Black Stainless Steel

Model

NQ70M7770DS

NQ70M7770DG

UPC Code

887276195186

887276195162

RATING	
240V	9.5 kW
208V	7.2 kW
BREAKER SIZE	
240V	40 Amps
208V	40 Amps

Actual color may vary. Design, specifications, and color availability are subject to change without notice. Non-metric weights and measurements are approximate.

©2017 Samsung Electronics America, Inc. 85 Challenger Road, Ridgefield Park, NJ 07660. Tel: 800-SAMSUNG. samsung.com. Samsung is a registered trademark of Samsung Electronics Co. Ltd.