

CONSTRUCTION SUMMARY

Mountainview Heights 3 (G) - Russell Gardens Building Ltd.

PURCHASERS: SYED AHMED ABBAS ZAIDI and SARIA IJAZ ZAIDI

ALSOX Specs
TEL: RES: 410-786-6691

LOT / PHASE	REG. PLAN #	HOUSE TYPE	
273 / 3	62M-1266	Mountainash Three (4 Bedroom) Elev 2	Attached

CABINETRY

1 - CABINETRY - KITCHEN - CM3 CROWN MOULDING 03Mar21 Note:	
1 - KITCHEN CABINETRY - TWO COLOUR KITCHEN - FLAT FEE 03Mar21 Note:	
1 - CABINETRY - KITCHEN - UPGRADE 3 03Mar21 Note:	

CABINETRY ACCESSORIES

1 - KITCHEN - RELOCATE PANTRY AS PER SKETCH 03Mar21 Note:	
1 - KITCHEN - DELETE APPROX ONE FOOT OF CABINETRY ON ISLAND TO ACCOMMODATE SECOND OVERHANG 03Mar21 Note:	
1 - KITCHEN HOOD CABINETS - CONTEMPORARY WOOD HOOD - UPGRADE 3 03Mar21 Note: PURCHASER TO SUPPLY AND INSTALL HOOD FAN AFTER CLOSING	
1 - PANTRY UNIT UPGRADE - TO GO FROM 300MM TO 600MM DEEP - PRICE IS PER FOOT - UPGRADE 3 03Mar21 Note:	
1 - KITCHEN CABINETRY BASE - PULLOUT RECYCLE 4 BIN - PRICE IS EACH 03Mar21 Note:	
1 - KITCHEN CABINETRY BASE - COOKTOP CABINET WITH POT DRAWERS (2 DRAWERS) - UPGRADE 3 03Mar21 Note:	
1 - KITCHEN CABINETRY - BUILT-IN MICROWAVE/OVEN COMBO - UPGRADE 3 03Mar21 Note:	
1 - KITCHEN CABINETRY UPPER - FULL DEPTH ABOVE FRIDGE - WITH GABLES - 600MM - PRICE IS EACH - UPGRADE 3 03Mar21 Note:	

CERAMIC TILE

1 - DELETE ALL CERAMIC BATHROOM ACCESSORIES - DELETE TOWEL BAR, PAPER HOLDER & SOAP DISH THROUGHOUT 03Mar21 Note:	
1 - TILE - UPGRADE 3 FLOOR TILE - - POWDER ROOM 03Mar21 Note:	
1 - TILE - UPGRADE 3 FLOOR TILE - - KITCHEN 03Mar21 Note:	
1 - TILE - UPGRADE 3 FLOOR TILE - - FOYER 03Mar21 Note:	
1 - TILE - UPGRADE 3 WALL TILE - - ENSUITE WALL TILE - SHOWER 03Mar21 Note:	
1 - TILE - UPGRADE 3 FLOOR TILE - - ENSUITE BATHROOM - FLOOR 03Mar21 Note:	
1 - TILE - UPGRADE 3 WALL TILE - - BATHROOM 2 - SHOWER 03Mar21 Note:	
1 - TILE - UPGRADE 3 FLOOR TILE - - BATHROOM 2 - FLOOR 03Mar21 Note:	
1 - TILE - UPGRADE 3 FLOOR TILE - - BATHROOM 3/4 - FLOOR 03Mar21 Note:	

CONSTRUCTION SUMMARY				
Mountainview Heights 3 (G) - Russell Gardens Building Ltd.				
PURCHASERS: SYED AHMED ABBAS ZAIDI and SARIA IJAZ ZAIDI			TEL: RES.: 416-786-6691	

LOT / PHASE	REG. PLAN #	HOUSE TYPE		
273 / 3	62M-1266	Mountainash Three (4 Bedroom) Elev 2		

CONSTRUCTION

1 - MASTER ENSUITE BATHROOM - SHOWER STALL - DELETE WALL AS PER SKETCH TO ACCOMMODATE FRAMELESS GLASS SHOWER ENCLOSURE 12Mar21 Note:	
1 - KITCHEN - SHIFT FRIDGE TO ACCOMMODATE BUILT-IN APPLIANCES 03Mar21 Note:	
1 - KITCHEN - SHIFT COOKTOP AND HOOD AS PER SKETCH - IF CONSTRUCTION PERMITS 03Mar21 Note:	
1 - LAUNDRY ROOM CLOSET - DELETE STANDARD SHELF AND ROD 03Mar21 Note:	
1 - DELETE BULK HEADS IN KITCHEN IF CONSTRUCTION PERMITS 03Mar21 Note:	
1 - SMOOTH CEILINGS ON FIRST FLOOR ONLY - DET 03Mar21 Note:	

COUNTER TOP

1 - FULL HEIGHT QUARTZ BACKSPLASH - UPGRADE - KITCHEN 03Mar21 Note:	
1 - COUNTER TOP - UPGRADE - KITCHEN COUNTER TOP 03Mar21 Note:	
1 - COUNTER TOP - UPGRADE - POWER ROOM VANITY COUNTER TOP 03Mar21 Note:	
1 - COUNTER TOP - UPGRADE - ENSUITE BATHROOM VANITY COUNTER TOP 03Mar21 Note:	
1 - COUNTER TOP - UPGRADE - ENSUITE BATHROOM 2 VANITY COUNTER TOP 03Mar21 Note:	
1 - COUNTER TOP - UPGRADE - ENSUITE BATHROOM 3/4 VANITY COUNTER TOP 03Mar21 Note:	

ELECTRICAL

1 - BUILT IN OVEN AND COOKTOP PROVISION - PROVISION ONLY - ELECTRICAL ONLY 03Mar21 Note:	
1 - GENERAL AIRE HUMIDIFIER 1099LHS (GFI 5015) 03Mar21 Note:	
1 - PLUG - ELECTRICAL PLUG - MASTER BEDROOM - INSTALLED 5' FROM FLOOR FUTURE TV - SEE SKETCH 03Mar21 Note:	
1 - FRONT PORTICO - RELOCATE STANDARD LIGHT TO SOFFIT IN LIEU OF STANDARD INSTALLATION - IF CONSTRUCTION PERMITS 03Mar21 Note:	
1 - PLUG - ELECTRICAL PLUG - TO BE INSTALLED OVER FIREPLACE 03Mar21 Note:	
1 - RELOCATE STANDARD KITCHEN LIGHT TO BE CENTERED OVER ISLAND 03Mar21 Note:	

FIREPLACE AND ACCESSORIES

1 - GAS LINE ROUGH-IN FOR STOVE (INCLUDES ELECTRICAL OUTLET) - FIRST FLOOR 03Mar21 Note:	
---	--

CONSTRUCTION SUMMARY

Mountainview Heights 3 (G) - Russell Gardens Building Ltd.

PURCHASERS: SYED AHMED ABBAS ZAIDI and SARIA IJAZ ZAIDI

TEL: RES.: 416-786-6691

LOT / PHASE 273 / 3	REG. PLAN # 62M-1266	HOUSE TYPE Mountainash Three (4 Bedroom) Elev 2		
------------------------	-------------------------	--	--	--

HARDWOOD FLOORING

1 - LAMINATE – UPGRADE TO FJORD SERIES IN LIEU OF STANDARD LAMINATE 03Mar21 Note:	
1 - HARDWOOD - GROUP B SERIES 6 1/2 INCH - IN LIEU OF 2 1/4 INCH NATURAL RED OAK - - LIVING AND DINING ROOM 03Mar21 Note:	
1 - HARDWOOD - GROUP B SERIES 6 1/2 INCH - IN LIEU OF 2 1/4 INCH NATURAL RED OAK - - LIBRARY/DEN 03Mar21 Note:	
1 - HARDWOOD - GROUP B SERIES 6 1/2 INCH - IN LIEU OF 2 1/4 INCH NATURAL RED OAK - - FAMILY ROOM 03Mar21 Note:	

HEATING AND AIR CONDITIONING

1 - AIR CONDITIONING - 13 SEER - 3 TON 03Mar21 Note:	
---	--

MIRRORS AND GLASS

1 - SHOWER DOOR HANDLE - BRUSHED NICKEL D-RING WITH TOWEL BAR & HINGES - MASTER ENSUITE BATHROOM 03Mar21 Note:	
1 - MASTER ENSUITE – FRAMELESS GLASS SHOWER ENCLOSURE 03Mar21 Note:	

PLUMBING

1 - SINK - UNDERMOUNT SINK - CONTRAC COLLETTE #4220CIY - POWDER ROOM 03Mar21 Note:	
4 - SINK - UNDERMOUNT SINK - CONTRAC CATENA #4210CIY - ALL ENSUITE BATHROOMS 03Mar21 Note:	
1 - ALL BATHROOMS - DELETE PLATE FOR STANDARD FAUCET - INSTALL WITH SINGLE HOLE INSTALLTION - IF CONSTRUCTION PERMITS 03Mar21 Note:	
1 - SINK - UNDERMOUNT SINK - BLANCO QUATRUS R15 U SUPER SINGLE #401518 03Mar21 Note:	
1 - WATER LINE FOR FRIDGE - ROUGH-IN ONLY 03Mar21 Note:	

PROMOTIONAL

1 - LESS CREDIT FROM PURCHASER EXTRA SHEET IN OFFER 03Mar21 Note:	
--	--

STAIRS AND RAILINGS

1 - STAIRCASE - V GROOVE HANDRAIL 03Mar21 Note:	
1 - STAIRCASE - EUROLINE R6-3 - IRON PICKETS 03Mar21 Note:	
1 - STAINED STAIRS – STANDARD STAIRCASE - PRICE IS PER SET 03Mar21 Note:	

CONSTRUCTION SUMMARY

Mountainview Heights 3 (G) - Russell Gardens Building Ltd.

PURCHASERS: SYED AHMED ABBAS ZAIDI and SARIA IJAZ ZAIDI

TEL: RES.: 416-786-6691

LOT / PHASE 273 / 3	REG. PLAN # 62M-1266	HOUSE TYPE Mountainash Three (4 Bedroom) Elev 2		
------------------------	-------------------------	--	--	--

EXTRAS AS PER OFFER

(1) The Vendor agrees that notwithstanding any other term or provision in this Agreement included in the Purchase Price and in addition to those items detailed in Schedule GP to the Agreement of Purchase and Sale, the Purchaser is entitled to a credit of <i>Worksheet</i> Note:	
PURCHASER(S) ACKNOWLEDGES THAT THE PURCHASE PRICE IS INCLUSIVE OF ALL CREDITS AND PROMOTIONAL PACKAGES AVAILABLE AT TIME OF PURCHASE. <i>Worksheet</i> Note:	

This Document is Extremely Time Sensitive - Printed 1 Feb 22 at 10:07

Purchasers:SYED AHMED ABBAS ZAIDI & SARIA IJAZ ZAID

Telephone Res. / Bus: (416) 786-6691 /

Decor Advisor: Anne Federico

Lock Date: 1-Feb-22

Property: 273

Project: Russell Gardens Building Ltd.

Model and Elevation: Mountainash Three (4 Bedroom) Elev 2

Plan #: 62M-1266

7. Other Flooring

Main Hall	N/A	
Living Room	STRIP-MIRAGE-IMAGINE-TRUBALANCE-IMAGINE-CHARACTER-RED OAK-DURAMATT-ROCK CLIFF-6 1/2"	
Dining Room	STRIP-MIRAGE-IMAGINE-TRUBALANCE-IMAGINE-CHARACTER-RED OAK-DURAMATT-ROCK CLIFF-6 1/2"	
Family Room	STRIP-MIRAGE-IMAGINE-TRUBALANCE-IMAGINE-CHARACTER-RED OAK-DURAMATT-ROCK CLIFF-6 1/2"	
Den / Library / Study	STRIP-MIRAGE-IMAGINE-TRUBALANCE-IMAGINE-CHARACTER-RED OAK-DURAMATT-ROCK CLIFF-6 1/2"	
Basement Landing(If Applies)	N/A	
Lower Landing (If Applies)	N/A	
Upper Landing	STRIP-MIRAGE-IMAGINE-TRUBALANCE-IMAGINE-CHARACTER-RED OAK-DURAMATT-ROCK CLIFF-6 1/2"	
Upper Hall	LAMINATE-AVENUE-LINCOLN WALNUT TLAV236-PEFC	
Master Bedroom	LAMINATE-AVENUE-LINCOLN WALNUT TLAV236-PEFC	
Bedroom #2	LAMINATE-AVENUE-LINCOLN WALNUT TLAV236-PEFC	
Bedroom #3	LAMINATE-AVENUE-LINCOLN WALNUT TLAV236-PEFC	
Bedroom #4	LAMINATE-AVENUE-LINCOLN WALNUT TLAV236-PEFC	
Bedroom #5	N/A	
	N/A	
	N/A	
	N/A	
Underpad	Type	Area
	N/A	N/A

** Refer to Construction Summary

8. Railings and Pickets

Railing Type	V-GROOVE	Complimenting Colour	MIRAGE ROCK CLIFF RED OAK
Picket Type	PICKETS R-6-3	Complimenting Colour	BLACK
Stringer / Riser	AS PER CONSTRUCTION SPECIFICATIO	Complimenting Colour	MIRAGE ROCK CLIFF RED OAK
Treads	AS PER CONSTRUCTION SPECIFICATIO	Complimenting Colour	MIRAGE ROCK CLIFF RED OAK
Red Oak Stairs	<input checked="" type="radio"/> Yes <input type="radio"/> No		



** Refer to Construction Summary THE STAIN COLOURS OR FINISH AVAILABLE ON RISERS, TREADS, PICKETS AND RAILS (STAIRCASES), WILL NOT BE AN EXACT MATCH TO PREFINISHED HARDWOOD OR LAMINATE FLOORS.

9. Wall Paint Flat Finish

Main & Upper Hall	22 WARM GREY	Master Bedroom	22 WARM GREY
Living Room	22 WARM GREY	Bedroom #2	22 WARM GREY
Dining Room	22 WARM GREY	Bedroom #3	22 WARM GREY
Kitchen / Breakfast	22 WARM GREY	Bedroom #4	22 WARM GREY
Family Room	22 WARM GREY	Bedroom #5	N/A
Powder Room	22 WARM GREY	Master Ensuite	22 WARM GREY
Laundry Room	22 WARM GREY	Ensuite Bath - Bedroom 2	22 WARM GREY
Den/Library	22 WARM GREY	Ensuite Bath - Bedroom 3/4	22 WARM GREY
Trim & Door Paint-Semi Gloss	BIRCH WHITE		N/A
	N/A		N/A
	N/A		N/A

Smooth Ceilings First Floor ☒ Yes ☐ No


** Refer to Construction Summary

Initials:  

NQ70M7770DS

SAMSUNG

30" Microwave Combination Wall Oven



Signature Features

Steam Cook (Oven)

- Delivers moisture at precise times for a crisp, browned outside and tender inside.

Speed Cook (Microwave)

- Cook food faster and more evenly by using power convection.

Flex Duo™ (Oven)

- Cook two dishes at different temperatures simultaneously with the Smart Divider.


Available Colors



Stainless Steel (shown)



Black Stainless Steel



Steam Cook



Flex Duo™

Features

- Digital-Analog Controls
- 1.9/5.1 cu. ft. Capacity
- Hybrid Clean and Self-Clean (Oven)
- Gourmet Cook (Oven)
- Dual Convection (Oven)
- Wi-Fi Connectivity
- Wi-Fi Enabled Temperature Probe (Oven)
- LED Spotlights (Oven)
- Easy View Window
- 3 Heavy-Duty Racks including a Gliding Rack (Oven)
- Soft-Close Door (Oven)

- Ceramic Plate (Microwave)
- Rapid Preheat (Oven)
- Auto Latch Microwave Door
- 6 Oven Modes including Steam Bake and Steam Roast
- Blue LED Illuminated Knobs
- Broil Element
- Smart Control Key (Oven)
- 6 Rack Positions (Oven)
- Drop-Down Door Design
- LCD Display

Convenience

- Hidden Heating Element (Oven)
- Sabbath Mode (Oven)
- Delay Start (Oven)
- Proofing (Oven)
- Warming Mode (Oven)
- Kitchen Timer
- Child Safety Lock
- Convection Conversion

NQ70M7770DS

30" Microwave Combination Wall Oven

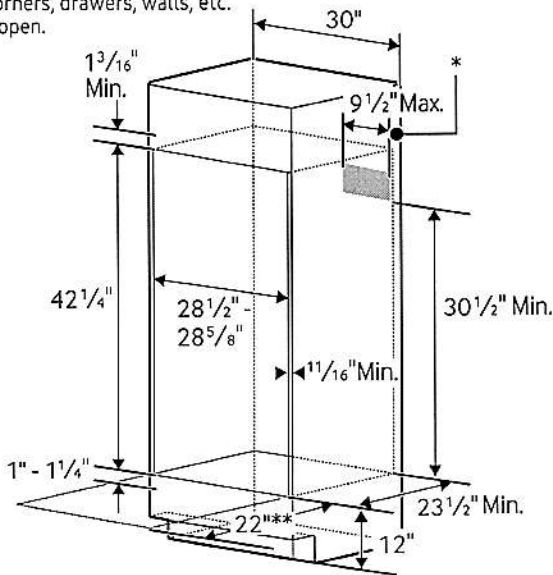
SAMSUNG

Cabinet Dimensions

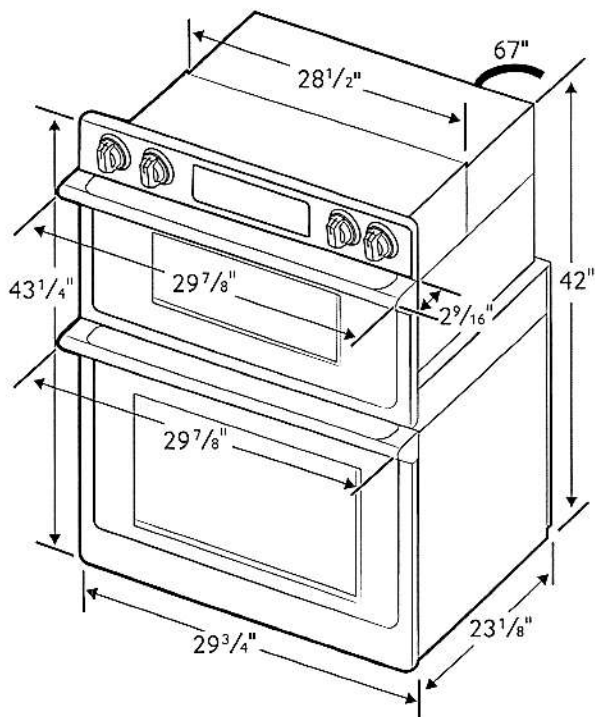
Combination Oven Installed in Cabinet

* Junction Box

** Allow a minimum of 22" for clearance to adjacent corners, drawers, walls, etc. when door is open.



Product Dimensions



Total Capacity: 1.9/5.1 cu. ft.

- Microwave: 1.9 cu. ft.
- Wall Oven: 5.1 cu. ft. total, 2.8/2.2 cu. ft.
- Hidden Bake Element
- Bake: 175°F–550°F
- Convection Bake: 175°F–550°F
- Convection Roast: 175°F–550°F
- Broil: Low-High
- Steam Bake: 230°F–550°F
- Steam Roast: 230°F–550°F
- Proofing
- Sabbath Mode

Warranty

One (1) Year All Parts and Labor
Ten (10) Years Parts Warranty for Magnetron

Product Dimensions & Weight (WxHxD)

Outside (Max) Combination Oven Dimensions:
29 7/8" x 43 1/4" x 25 11/16"

Combination Oven Cut-Out Dimensions:
28 1/2" x 42 1/4" x 23 1/2"

Weight: 262.4 lbs.

Shipping Dimensions & Weight (WxHxD)

Dimensions:
33 5/8" x 48 3/16" x 29 51/64"

Weight: 291.1 lbs.

Color

Stainless Steel
Black Stainless Steel

Model

NQ70M7770DS
NQ70M7770DG

UPC Code

887276195186
887276195162

RATING	
240V	9.5 kW
208V	7.2 kW
BREAKER SIZE	
240V	40 Amps
208V	40 Amps


Actual color may vary. Design, specifications, and color availability are subject to change without notice. Non-metric weights and measurements are approximate.

©2018 Samsung Electronics America, Inc. 85 Challenger Road, Ridgefield Park, NJ 07660. Tel: 800-SAMSUNG. samsung.com. Samsung is a registered trademark of Samsung Electronics Co. Ltd.

RF28R7551SR

SAMSUNG

28 cu. ft. 4-Door French Door Refrigerator
with 21.5" Connected Touchscreen Family Hub™



Signature Features

Food

- See inside your refrigerator from anywhere, with 3 built-in cameras.
- Create and share shopping lists, plan meals based on the food inside your refrigerator and automatically set expiration dates.

Family

- Create your own home screen with Family Board, by adding personalized pictures, stickers and handwritten notes.
- Customize your screen saver with picture slide show, weather and animations.

Fun

- Stream your favorite music service directly on your Family Hub™ screen.
- Mirror your Samsung TV or Samsung phone, right on your Family Hub™.

Your Home

- Access your smart devices and Samsung appliances from your Family Hub™ screen; set lights, hear and speak to someone at your front door, monitor your baby's room and receive laundry end-of-cycle notifications.
- Receive Wi-Fi updates so your fridge stays up to date with the latest features and apps.

Bixby Voice 2.0

- Intelligent voice assistant allows hands-free navigation.
- Recognizes user's voice and provides a personalized experience.

Available Colors




Fingerprint Resistant
Stainless Steel (shown)




Fingerprint Resistant
Black Stainless Steel



Fingerprint Resistant
Tuscan Stainless Steel



Family Hub™



FlexZone™ Drawer

Convenience

- FlexZone™ Drawer with 4 Temperature Settings and Smart Divider
- Wi-Fi and Bixby Enabled
- Adjustable Shelves for Tall Oversized Items
- Auto Pull-Out Upper Freezer Drawer
- Water Filter Indicator

Design

- Fingerprint Resistant Finish
- Modern External Filtered Water and Ice Dispenser
- High Efficiency LED Lighting
- EZ-Open Handle™ on Freezer Door and FlexZone™ Drawer
- Tempered Glass Spill-Proof Shelves
- Gallon Door Bins
- Dispenser Light

Performance

- Twin Cooling Plus®
- Metal Cooling
- 25W Built-In Speaker
- Ice Max - Stores up to 4.2 lbs of ice
- ENERGY STAR® Compliant
- Power Freeze and Power Cool Options
- Two Humidity-Controlled Crispers
- CoolTight Door
- Door Alarm

Rating



ENERGY STAR® rated:
755 kWh/yr

RF28R7551SR

SAMSUNG

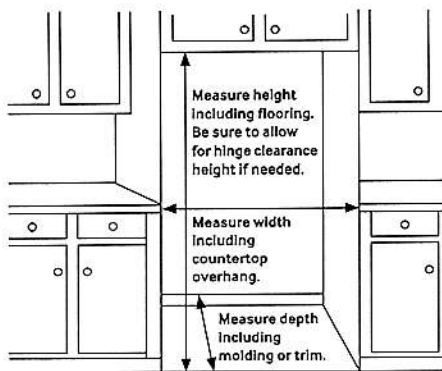
28 cu. ft. 4-Door French Door Refrigerator with 21.5" Connected Touchscreen Family Hub™

Installation Specifications

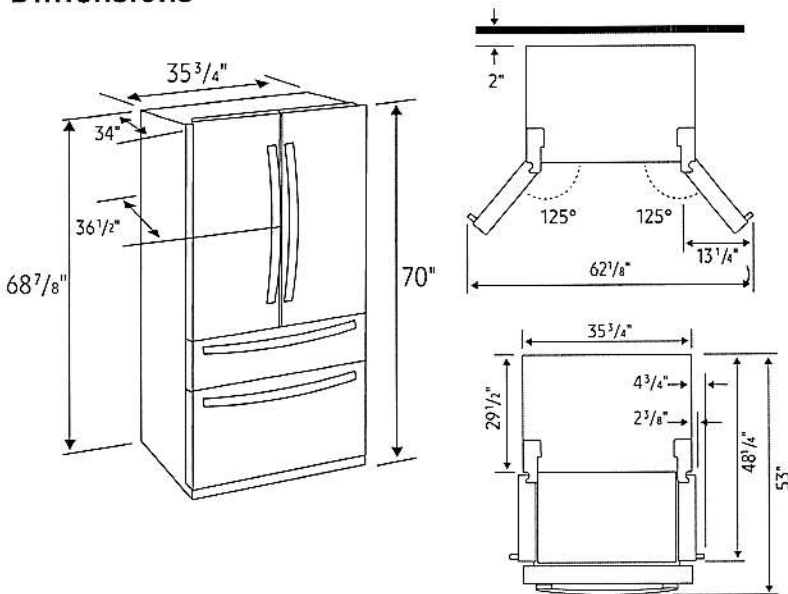
1. Measure the height, width and depth of the opening, making sure to include baseboards, molding tile, countertop overhang, etc. Check to be sure there is enough room to open the door (consider walls, islands or other obstacles when measuring).
2. Refer to illustration below to determine dimensions.
3. Allow 2.5" of clearance on hinge side of refrigerator when installing next to a wall where handle may make contact.
4. Allow 1" minimum clearance at rear for proper air circulation and water/electrical connections. Allow a 3/8" minimum clearance at sides and top for ease of installation.
5. Ensure each door and entryway in the home is wide enough for the refrigerator to be moved through easily.

For optimal usage and to be able to open refrigerator doors completely, do not install next to a wall.

Please note: The following dimension and cutout information is for planning purposes only. For complete installation details, consult manual packed with product, or download manual online at [samsung.com](https://www.samsung.com).



Dimensions



Total Capacity: 27.7 cu. ft.

Refrigerator: 15.6 cu. ft.

- 2 Humidity-Controlled Crispers
- 5 Tempered Glass Spill-Proof Shelves
 - 1 Slide-In
 - 1 Slide-Out
 - 1 Foldable Half
 - 2 Fixed
- 6 Door Bins
 - Right Door: 3 Door Bins
 - Left Door: 3 Regular Bins

- Metal Cooling
- High Efficiency LED Lighting

FlexZone™ Drawer: 3.8 cu. ft.

- EZ-Open Handle™
- 4 Temperature Zones with Smart Divider
 - Meat/Fish (29°F)
 - Cold Drinks (33°F)
 - Deli/Snacks (37°F)
 - Wine/Party Dishes (42°F)

Freezer: 8.3 cu. ft.

- EZ-Open Handle™
- Take Out Box
- 1 Drawer Divider
- High Efficiency LED Lighting

Warranty

One (1) Year Parts and Labor on Refrigerator
Five (5) Years Parts and Labor on Sealed Refrigeration System Only*
Ten (10) Years Parts and Five (5) Years Labor on Digital Inverter Compressor

*Compressor, evaporator, condenser, drier and connecting tubing.

Product Dimensions & Weight

Dimensions (WxHxD with hinges, handles and doors):

35 3/4" x 70" x 36 1/2"

Dimensions (WxHxD without hinges and door):

35 3/4" x 68 7/8" x 29 1/2"

Dimensions (WxHxD with hinge and door, no handle):

35 3/4" x 70" x 34"

Weight: 346 lbs

Shipping Dimensions & Weight (WxHxD)

Dimensions: 38 1/4" x 75 3/4" x 36 1/4"


Weight: 368 lbs

Color	Model #	UPC Code
Fingerprint Resistant Stainless Steel	RF28R7551SR	887276345321
Fingerprint Resistant Black Stainless Steel	RF28R7551SG	887276345314
Fingerprint Resistant Tuscan Stainless Steel	RF28R7551DT	887276345307

NA36N7755TS

36" Gas Cooktop

SAMSUNG



Signature Features

22K True Dual-Power Burner

- Two independent heating burners offer intense heat and precise control to quickly boil water or temper chocolate.

Analog Controls with Digital Wi-Fi and Bluetooth® Technology

- The ultimate combination of analog comfort and digital technology delivers exceptional cooking performance.

Cast Iron Griddle

- Cook breakfast, grill sandwiches, or sauté vegetables on the removable griddle.


Available Colors



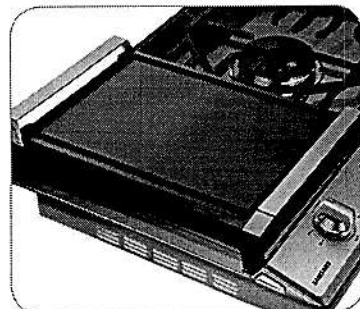
Stainless Steel (shown)



Fingerprint Resistant
Black Stainless Steel



22K True Dual-Power Burner



Cast Iron Griddle

Features

- Bluetooth® Connected to Hood
- Blue LED Lights
- Wi-Fi Connectivity
- Powerful Cooktop
 - Right Front: 13K BTU
 - Left Front: 9.5K BTU
 - Right Rear: 5K BTU
 - Left Rear: 9.5K BTU
 - Center: True Dual, 22K BTU (Brass)

- Cast Iron 3-Piece Grates
- Sealed Burners
- Burner On/Off Monitoring
- ADA Compliant

Convenience

- Wok Grate
- LP Conversion Kit



ADA Compliant

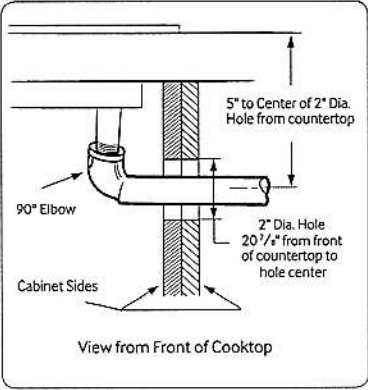
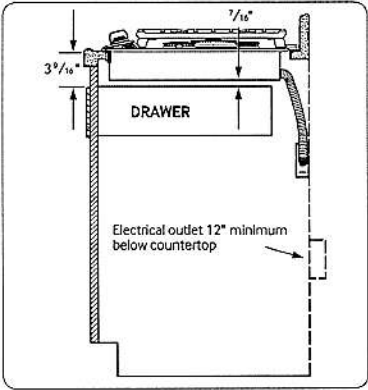
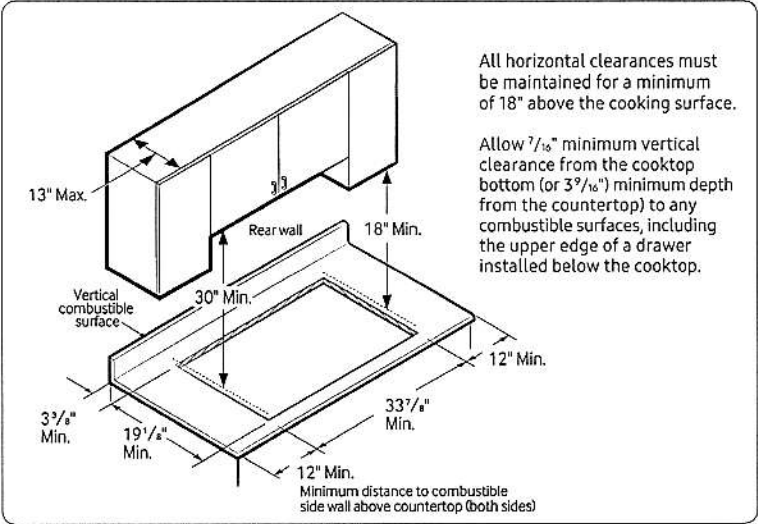
NA36N7755TS

SAMSUNG

36" Gas Cooktop

Installation Requirements

Countertop cut-out and minimum clearance dimensions:



Total Power (BTU)
59K

Power Source
120V / 60 Hz / 1A

Gas Cooktop (BTU)

- Right Front: 13K
- Left Front: 9.5K
- Right Rear: 5K Simmer
- Left Rear: 9.5K
- Center: 22K (True Dual)

Warranty

One (1) Year All Parts and Labor

Product Dimensions & Weight (WxHxD)

Outside (Max) Cooktop Dimensions:

36" x 5 41/72" x 22 1/3"

Cooktop Cut-Out Dimensions:

33 7/8" x 31 1/8" x 19 1/8"

Weight: 87.7 lbs. (88.4 lbs. Fingerprint Resistant Black Stainless Steel)

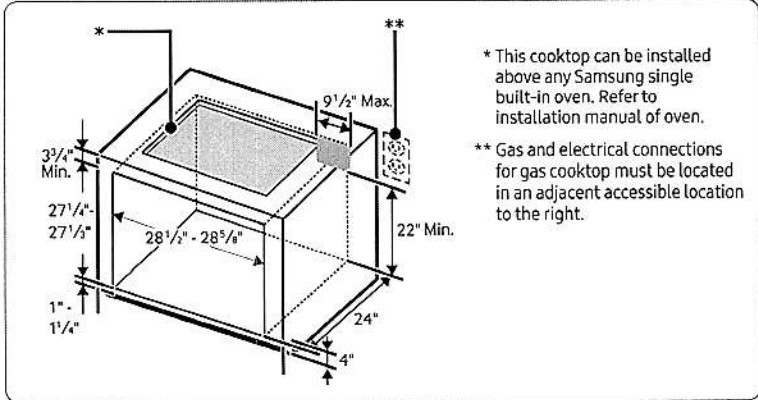
Shipping Dimensions & Weight (WxHxD)

Dimensions: 40 9/16" x 10 5/8" x 25 5/8"

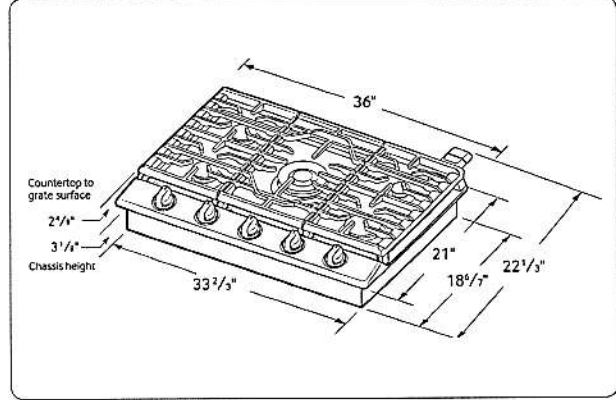
Weight: 95.9 lbs. (97.2 lbs. Fingerprint Resistant Black Stainless Steel)

Color	Model #	UPC Code
Stainless Steel	NA36N7755TS	887276281766
Fingerprint Resistant Black Stainless Steel	NA36N7755TG	887276281759

Installing Over a Single Oven




Cooktop Dimensions



DW80R9950

SAMSUNG

Samsung Linear Wash 39 dBA Dishwasher



Signature Features

Linear Wash System

- AquaBlast™ jets provide corner to corner coverage for superior cleaning.

Whisper Quiet Cleaning

- Less noise and less disturbance with virtually silent wash cycles at 39 dBA.

AutoRelease™ Door

- At the end of a cycle, the door automatically opens to circulate air and improve drying performance.

Available Colors




Fingerprint Resistant
Stainless Steel (shown)




Fingerprint Resistant
Black Stainless Steel



Fingerprint Resistant
Tuscan Stainless Steel



Linear Wash System



AutoRelease™ Door

Features

- Flexible 3rd Rack
- Fingerprint Resistant Stainless Finish
- Zone Booster™
- Touch Control
- Quiet Operation: 39 dBA
- Wi-Fi Connectivity
- 7 Wash Cycles
- 8 Options
- Half-Load Cycle
- Express Cycle: 60 Minutes
- One-Touch Adjustable Racking System
- Full Stainless Steel Interior
- 15 Place Settings
- 3 Spray Wash Arms
(Upper, Middle, Lower)

Convenience

- LED Time Display
- Control Lock
- Delay Start
- Digital Leak Sensor

Rating

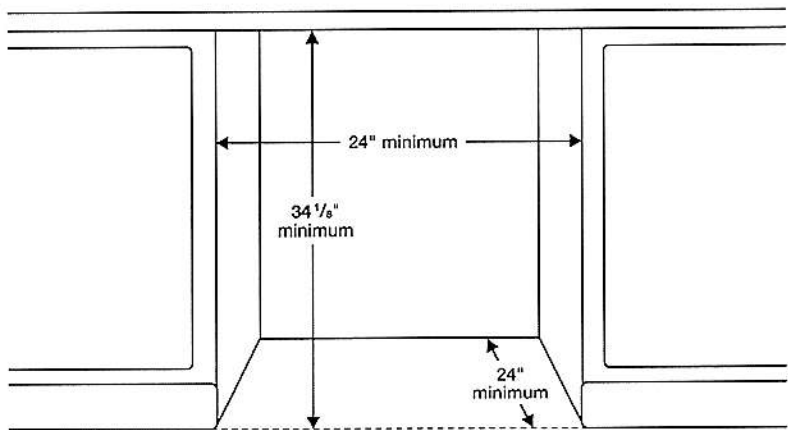
ENERGY STAR®-rated:
239 kWh/yr

DW80R9950

Samsung Linear Wash 39 dBA Dishwasher

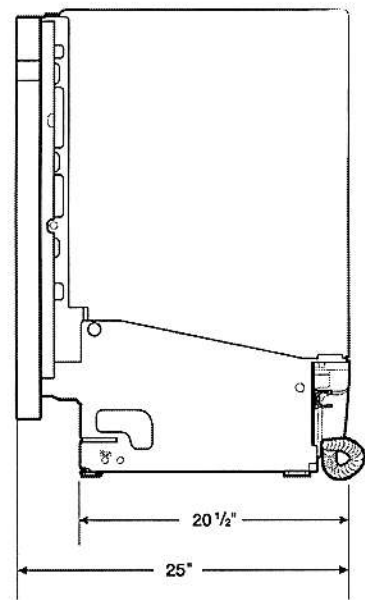
SAMSUNG

Installation Specifications

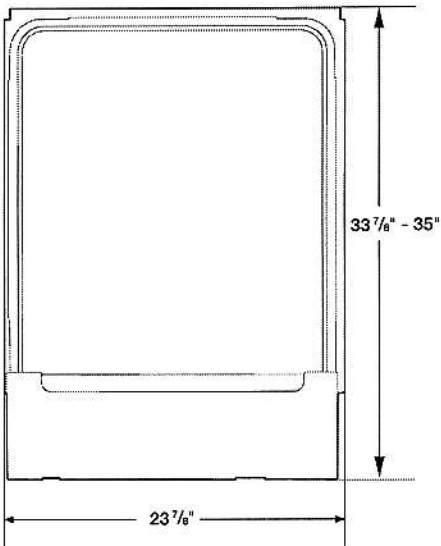


Dimensions

Side View



Rear View



Features

- 7 Wash Cycles: Auto, Normal, Heavy, Delicate, Express 60, Rinse Only, Self Clean
- 8 Options: Half-Load Wash (Lower Rack), Zone Booster™ (Left), Speed Booster, Hi-Temp Wash, Sanitize (Anti-bacterial – NSF), Delay Start, Control Lock, Smart Control (Wi-Fi App)
- AutoRelease™ Door
- Hidden Heat Element
- Stainless Steel Interior Tub

Convenience

- Control Lock
- Digital Water Leakage Sensor
- Flexible Third Rack
- One-Touch Adjustable Racking System
- Silverware Basket
- Upper Rack: Foldable Cup Shelves, 2 Adjustable Tines
- Lower Rack: Fold-Down Tines

Warranty

One (1) Year All Parts and Labor
Five (5) Year Limited on Printed Circuit Board and Interior Nylon Racks

Product Dimensions & Weight (WxHxD)

Dimensions (height is adjustable):
23 7/8" x 33 7/8" – 35" x 25"

Weight: 95 lbs

Shipping Dimensions & Weight (WxHxD)

Dimensions:
26" x 34 3/4" x 29 3/4"

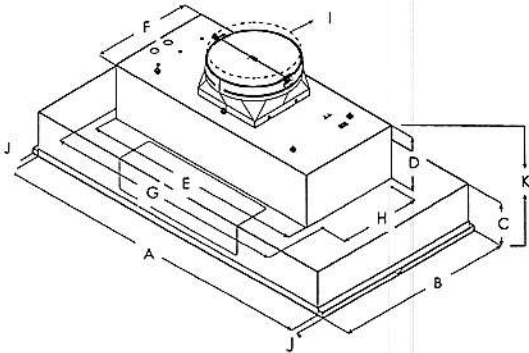
Weight: 101 lbs

Color	Model #	UPC Code
Fingerprint Resistant Stainless Steel	DW80R9950US	887276296647
Fingerprint Resistant Black Stainless Steel	DW80R9950UG	887276296623
Fingerprint Resistant Tuscan Stainless Steel	DW80R9950UT	887276320137


ELICA PRO SERIES
AREZZO



Arezzo provides professional grade performance, while being discreetly mounted inside the cabinetry. Available in 28 1/2" width with a 600 CFM blower, and equipped with a 1200 CFM blower for widths of 34 1/2", 40 1/2" and 46 1/2" for extraordinary ventilating power. The extra depth (22") is ideal for supporting powerful professional ranges. Plus the All-In-One design avoids the need to purchase a stainless liner. Hidden metallic in/out knob controls operate the 4-speed blower and LED lighting.



	EAR628S3 EAR628S4	EAR134S3 EAR134S4	EAR140S3 EAR140S4	EAR146S3 EAR146S4
A	28½" (72.4 cm)	34½" (87.6 cm)	40½" (103 cm)	46½" (118 cm)
B	22" (55.9 cm)	22" (55.9 cm)	22" (55.9 cm)	
C	5 7⁄16" (13.8 cm)			
D	6 1⁄2" (16.4 cm)			
E	27 9⁄16" (70 cm)			
F	12 7⁄16" (31.6 cm)			
G	29 13⁄16" (75.7 cm)			
H	10 1⁄8" (25.7 cm)			
I	10" (25.4 cm)			
J	¾" (1.9 cm)			
K	12" (30.4 cm)			



1L
8 1/2"
≥ 24"

1L
10 1/2"
≥ 30"

MOUNTING
HEIGHT
RANGE

ELICA PRO SERIES
AREZZO



SPECIFICATIONS

	28" Unit	34" Unit	40" Unit	46" Unit
Model:	EAR628S3 EAR628S4	EAR134S3 EAR134S4	EAR140S3 EAR140S4	EAR146S3 EAR146S4
Dimensions:	28 1/2"W x 22"D x 11 1/2"H	34 1/2"W x 22"D x 11 1/2"H	40 1/2"W x 22"D x 11 1/2"H	46 1/2"W x 22"D x 11 1/2"H
Blower Type(internal):	600 CFM(4-speed)	1200 CFM(4-speed)	1200 CFM(4-speed)	1200 CFM(4-speed)
Blower Performance:				
Speed 1	90 CFM	380 CFM	380 CFM	380 CFM
Speed 2	330 CFM	660 CFM	660 CFM	660 CFM
Speed 3	490 CFM	950 CFM	950 CFM	950 CFM
Speed 4	600 CFM	1200 CFM	1200 CFM	1200 CFM
Noise (sones):	Min:2 , Max:9.6	Min:2.05, Max:7.5	Min:2.05, Max:7.5	Min:2.05, Max:7.5
Working Speed				
Finish:	Stainless Steel			
Controls:	Fully retractable rotating knobs with blue backlighting			
Illumination:	2 LED, 7.5 Watts	2 LED, 7.5 Watts	4 LED, 7.5 Watts	4 LED, 7.5 Watts
(replaceable lamps 1 intensity)				
Filter Type:	Dishwasher-Safe, Professional Stainless Steel			
Angled Baffle Filters:	1	2	2	3
Duct Transition:	10" Round with BackDraft Damper (top only)			
Installation Type:	Ducted Installation Only			
Electrical:	120V - 60 Hz			
CONSUMABLE PARTS:				
Replacement Grease Filter (1):	GF09EA	GF09GA	GF09FA	GF09EA

*Consumable parts are sold in units of one (1). Order accordingly

PLUS FEATURES



HUSH SYSTEM - An exclusive sound deadening technology that effectively reduces sound levels by over 35%



LED CONSUMER REPLACEABLE BULB - High quality LED lighting usually requires a skilled technician to replace lamps. Avoid this expense with Elica's new LED lamps that enable homeowners to replace in seconds



SEAMLESS CRAFTSMANSHIP - Heavy gauge stainless steel "Seamless" construction that delivers refined elegance.



STAINLESS STEEL BAFFLE FILTERS WITH GREASE COLLECTORS - Designed for high airflow cooking, the "S" shape design traps high volumes of grease



PROFESSIONAL PERFORMANCE - Special features and high performances for models with aspiration capacity between 600 and 1200 CFM's



HEAT GUARD - Senses extreme temperatures (>158 degrees) and automatically adjusts the blower speed to HIGH